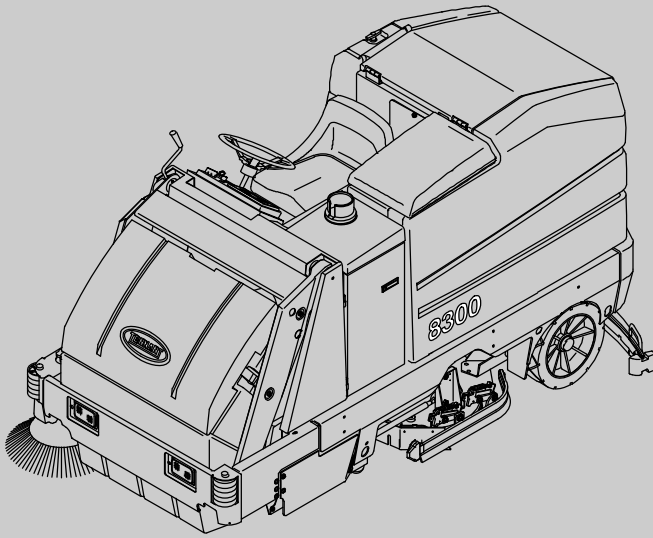





8300

(Battery)

Sweeper Scrubber Parts Manual



The Safe Scrubbing Alternative[®]
ES[®] Extended Scrub System
Tennant True[®] Parts
IRIS[®] a Tennant Technology



North America / International



For latest parts manual or other
language operator manual, visit:

www.tennantco.com/manuals

330630
Rev. 20 (8-2015)



When ordering replacement parts, use the illustrated parts list section in this manual. Before ordering parts or supplies, be sure to have your machine model number and serial number available. Only use TENNANT Company supplied or equivalent parts. Parts and supplies may be ordered online, by phone, or mail from any authorized parts and service center, distributor or from any of the manufacturer's subsidiaries.

This machine will provide excellent service. However, the best results will be obtained at minimum costs if:

- The machine is operated with reasonable care.
- The machine is maintained regularly - per the machine maintenance instructions provided.
- The machine is maintained with manufacturer supplied or equivalent parts.

MACHINE DATA

Please fill out at time of installation for future reference.

Model No.- _____

Serial No.- _____

Machine Options - _____

Sales Rep. - _____

Sales Rep. phone no. - _____

Customer Number - _____

Installation Date - _____

Machine Data Plate



Tennant Company
PO Box 1452
Minneapolis, MN 55440
Phone: (800) 553-8033 or (763) 513-2850
www.tennantco.com

Thermo-Sentry, SmartRelease, SuperScrub, and MaxPro are US registered and unregistered trademarks of Tennant Company.

Specifications and parts are subject to change without notice.

Copyright © 2000 – 2002, 2004 – 2015 TENNANT Company, Printed in U.S.A.

HOW TO USE THIS MANUAL

This section on *HOW TO USE THIS MANUAL* will tell you how to:

- Find important machine information for ordering correct repair parts.
- Find TENNANT part numbers.
- Order TENNANT parts and supplies.

IMPORTANT INFORMATION

When placing an order for parts, the machine model and machine serial number are important. Refer to the *MACHINE DATA* box which is filled out during the installation of your machine. The *MACHINE DATA* box is located on the inside of the front cover of this manual.

MACHINE DATA - MASCHINEN-DATEN - DONNÉES CONCERNANT LA MACHINE	
<i>Please fill out at time of installation for future reference. Bitte bei Inbetriebnahme der Maschine ausfüllen für zukünftige Referenz. Veuillez compléter au moment de la mise en service comme référence ultérieure.</i>	
Machine Model Number - 7300 Maschinen Modell - 7300 Numéro de modèle de la machine - 7300	
Machine Serial Number Maschinen Serien Nummer - _____ Numéro de série de la machine - _____	
Machine Options - Maschinen Zubehör - _____ Options de la machine - _____	
TENNANT Representative phone no. - TENNANT Vertretung (Tel.Nr.) - _____ No. de téléphone du représentant TENNANT - _____	
Customer ID Number - Kunden Nummer - _____ Numéro d'identification du client - _____	
Date of Installation - Inbetriebnahme Datum - _____ Date d'installation - _____	
Manual Number - 330616 Handbuch Bestell Nummer - 330616 Numéro du manuel - 330616	
Revision: 00 Print Number: 00 Révision: 00	
Publiziert: 5-00 Ausgabe: 5-00 Date de publication: 5-00	

The model number of your machine is on the side of the machine.



The serial number of your machine is printed on the machine data plate located as shown.



HOW TO USE THIS MANUAL

FINDING A TENNANT PART NUMBER

This manual contains the following sections:

- HOW TO USE THIS MANUAL
- STANDARD PARTS
- OPTIONS
- BREAKDOWNS
- CROSS REFERENCE

The STANDARD PARTS section lists repair parts for standard machines. They are grouped in this general order:

- General wear parts.
- Machine frame and related parts.
- Machine propelling system.
- Scrubbing components.
- Sweeping components.
- Electrical parts.

The OPTION section lists repair parts of options.

The BREAKDOWN section lists available repair parts of major components.

All sections in this manual consist of parts illustrations and corresponding parts lists.

The parts illustrations are numbered with **Ref** numbers which refer to corresponding parts lists.

The parts lists include a number of columns of information:


- **Ref** – column refers to the reference number on the parts illustration.
- ▽ – indicates the part is an assembly.
- ▲ – indicates the part is included in the assembly listed just before it.
- **TENNANT Part No.** – column lists the TENNANT part number for the part.
- **Serial Number** – column indicates the set of machines the part number is applicable to. Serial numbers change when the machine design has been modified. The most current design of the machine is shown in the main illustration, older designs are boxed in a corner of the illustration.
- **Description** – column is a brief description of the part.
- **Qty.** – column lists the quantity of that part used in that area of the machine.

STANDARD PARTS - STANDARDTEILEN - PIECES STANDARD		PIECES STANDARD - STANDARDTEILEN - STANDARD PARTS				
Fig. 5 - Front Hood Group		Fig. 6 - Front Hood Group				
Ref.	Tennant Part No.	Serial number/ Seriennummer/ Numéro de Serie from/ab/du-to/ bis/à	Description	Bezeichnung	Designation	Qty/ Zahl
1	71265	000000-	Hood front	Haube/haube, vord.	Capeot motor	1
1	71239	000000-	Hood front, top	Haube/haube, vord.	Capeot motor	1
2	1488142	000000-	Clamp: rubber	Clamp	Clamp	1
3	71664	000000-	Headlight LH	Scheinwerfer LH	Phare LH	2
4	21633	000000-	Headlight RH	Scheinwerfer RH	Phare RH	2
5	24196	000000-	Washer	Waschwasser	Wasser	0
6	21623	000000-	Latch lock	Schloß	Verrou	1
7	21623	000000-	Latch lock	Schloß	Verrou	1
8	02716	000000-	Str. in. 1/2 x 1/4	Schraube	Vis	2
9	59182	000000-	Latch lock	Schloß	Verrou	1
10	21624	000000-	Roll. hood release	Drückknopf	Bouton	1
11	01079	000000-	Spring	Feder	Ressort	1
12	47744	000000-	Roll. hood	Haube	Capot	1
13	21627	000000-	Hood lock	Schloß	Verrou	1
14	62460-3	000000-	Roll. hood	Haube	Capot	2
15	71243	000000-	Cable lock	Schloß	Verrou	1
16	06069	000000-	Latch release	Schloß	Verrou	1
17	71241	000000-	Roll. hood	Haube	Capot	2

Ref.	Tennant Part No.	Serial number/ Seriennummer/ Numéro de Serie from/ab/du-to/ bis/à	Description	Bezeichnung	Designation	Qty/ Zahl
▽ 1	87355	000000-	Gearbox	Getriebe	Boîte de vitesses	1
▲ 2	87840	000000-	O-ring	O-ring	Joint torique	2
▲ 3	87841	000000-	Plug	Stopfen	Bouchon	2
▲ 4	87839	000000-	Ftg-grea, 106.997	Schmierriepel, 106.997	Graisseur, 106.997	2
▲ 5	87849	000000-	Driving gear	Getriebe	Mécanisme d'entraînement	1
▲ 6	12540	000000-	Bolt, wheel	Radbolzen	Boulon roue	5
▲ 7	61791	000000-	Bearing and housing	Lagergehäuse	Boîtier roulement	1
8	12545	000000-	Seal o-ring	O-ring-dichtung	Joint torique d'étanchéité	1
9	60198	000000-	Motor, traction 36v	Motor traction 36v	Motor traction 36v	1
10	02076	000000-	Cover, terminal	Batteriepolabdeckung	Cache pole batterie	4

NOTE: If a service kit is installed on your machine, be sure to keep the **INSTRUCTION BULLETIN** which came with the kit. It contains repair parts numbers needed for ordering future parts.

NOTE: Fasteners used in this machine may be metric or non-metric. Take care when replacing hardware to replace with same thread size.



PLACING AN ORDER

Orders may be placed by phone, fax, or by mail. Phone orders may need written confirmation. Follow the steps below to insure prompt delivery:

1. Identify the model number of your machine.
2. Identify the serial number of your machine.
3. Find the part number of the part you need. Do not order by page number or reference number. If you are not able to find the part number, call your TENNANT representative for help or send the old part as a sample.
4. Determine the quantity of the part you need.
5. Provide the following company information:
 - Company name
 - Customer ID Number
 - Shipping address
 - Billing address
 - First and last name of person ordering parts
 - Telephone number
 - Purchase order number
6. Provide definitive shipping instructions.

HOW TO USE THIS MANUAL

Any claim for loss or damage to a shipment in transit should be filed promptly with the transportation company making the delivery. Shipments will be complete unless the packing list or order acknowledgement indicates items back ordered.

If parts received are suspected to be incorrect or defective, please contact the TENNANT representative from whom you ordered the part. They will give authorization for return and/or handle replacement shipments when required.

SECTION 2

Contents	Page
Fig. 1 – General Recommended Maintenance Items	2-3
Fig. 2 – Brushes, Replacement for MaxPro 1000	2-6
Fig. 3 – Brushes, Replacement for MaxPro 1200	2-8
Fig. 4 – Main Frame Group	2-10
Fig. 5 – Covers Group, Top and Side	2-12
Fig. 6 – Covers Group, Rear	2-14
Fig. 7 – Electrical Instrument Panel Group	2-16
Fig. 8 – Power Steering Group	2-18
Fig. 9 – Seat Group	2-20
Fig. 10 – Directional Control Group	2-22
Fig. 11 – Wheel Group, Front Drive	2-24
Fig. 12 – Brake Pedal Group	2-26
Fig. 13 – Wheel and Brake Group, Rear	2-28
Fig. 14 – Solution Tank Group	2-30
Fig. 15 – FaST Solution Pump Group (000000–004791)	2-32
Fig. 16 – FaST Air Pump and Detergent Group (000000–004791)	2-34
Fig. 17 – FaST Foam Filter Group (000000–004791)	2-36
Fig. 18 – FaST Pumps and Detergent Group (004792–)	2-38
Fig. 19 – Solution Control Group	2-40
Fig. 20 – Recovery Tank Group	2-42
Fig. 21 – Recovery Tank Drain Assembly ..	2-44
Fig. 22 – Scrubber Vacuum Fan Group	2-46
Fig. 23 – Scrub Head Lift Group	2-48
Fig. 24 – Max Pro 1000 (Disc–Brush) Scrub Head Frame Group	2-50
Fig. 25 – Max Pro 1000 (Disc–Brush) Scrub Head Linkage Group	2-52
Fig. 26 – Max Pro 1000 (Disc–Brush) Solution Valve Group	2-54
Fig. 27 – Max Pro 1000 (Disc–Brush) Solution Valve Group (FaST/ec–H2O)	2-56
Fig. 28 – Max Pro 1000 (Disc–Brush) Edge Scrub Group	2-58
Fig. 29 – Max Pro 1000 (Disc–Brush) Right Side Squeegee Group	2-60
Fig. 30 – Max Pro 1000 (Disc–Brush) Left Side Squeegee Group	2-62
Fig. 31 – Squeegee Linkage Group, Rear	2-64
Fig. 32 – Squeegee Lift Group, Rear	2-66
Fig. 33 – Max Pro 1000 Rear Squeegee Group (000000–006999)	2-68
Fig. 34 – Max Pro 1000 Rear Squeegee Group (007000–)	2-70

Contents	Page
Fig. 35 – Sweeper Main Brush Doors Group	2-72
Fig. 36 – Sweeper Side Brush Motor and Pivot Group	2-74
Fig. 37 – Sweeper Side Brush Lift Group ..	2-76
Fig. 38 – Sweeper Main Brush Drive Group ..	2-78
Fig. 39 – Sweeper Main Brush Idler Group ..	2-80
Fig. 40 – Sweeper Main Brush Lift Group ..	2-82
Fig. 41 – Hopper and Bumper Group	2-84
Fig. 42 – Sweeper Main Brush Skirts Group ..	2-88
Fig. 43 – Hopper Lift Arms Group	2-90
Fig. 44 – Hopper Chain and Cover Group ..	2-92
Fig. 45 – Hopper Filter Box Group	2-94
Fig. 46 – Sweeper Vacuum Fan Group	2-96
Fig. 47 – Hydraulic Power Unit and Solenoid Valve Group	2-98
Fig. 48 – Hydraulic Schematic	2-100
Fig. 49 – Hydraulic Hose Group	2-102
Fig. 50 – Electrical Control Box Circuit Breaker Group	2-104
Fig. 51 – Electrical Control Box Contactor Group (000000–003545)	2-106
Fig. 52 – Electrical Control Box Contactor Group (003546–)	2-108
Fig. 53 – Electrical Control Box Contactor Group, Max Pro 1000 Disc Scrub Head Soft Start (007619–)	2-110
Fig. 54 – Electrical Control Box Wires Group (000000–003545)	2-112
Fig. 55 – Electrical Control Box Wires Group (003546–)	2-114
Fig. 56 – Electrical Circuit Board Group ..	2-116
Fig. 57 – Electrical Group, FaST (000000–004791)	2-118
Fig. 58 – Electrical Group, FaST (004792–)	2-119
Fig. 59 – Electrical Schematic (000000–004791)	2-120
Fig. 60 – Electrical Schematic (004792–)	2-124
Fig. 61 – Electrical Wire Harnesses Group ..	2-130
Fig. 62 – Electrical Wire Harness Group, FaST (000000–004791)	2-146
Fig. 63 – Electrical Wire Harness Group, FaST (004792–)	2-147
Fig. 64 – Label Group	2-148

Fig. 1 – General Recommended Maintenance Items

8300

Ref.	Part No.	Serial Number	Description	Qty.
	387660	(000000–)	Tire Assy, Solid, 16.2x6.0 5.7bc/5bolt	1
	387014	(000000–)	Tire Assy, 16 X 5 X 12.12	2
	58327	(000000–)	Belt, V, [Hc41] 41.0l	2
	386626	(000000–)	Flap, Front	1
	386828	(000000–)	Skirt, Recirculation	1
	386829	(000000–)	Skirt, Recirculation	1
	360686	(000000–)	Belt, V, [3v] 33.5l	1
	386981	(000000–)	Seal, Hppr, Vertical	2
	386982	(000000–)	Seal, Hppr, Horiz	2
	363796	(000000–)	Seal, Vacfan, [8010]	1
	387059	(000000–)	Skirt, Lh	1
	387055	(000000–)	Skirt, Rh	1
▽	386024	(000000–)	Kit, Maint, 800hr, [8300–Mp1000–Disk]	1
▲	386284	(000000–)	Blade, Sqge, Rear	1
▲	386283	(000000–)	Blade, Sqge, Front	1
▲	386387	(000000–)	Skirt, Front, Scrub Head, 2–Brush, Ele	1
▲	386388	(000000–)	Skirt, Rear, Scrub Head, 2–Brush, Ele	1
▲	387294	(000000–)	Skirt, Side, Scrbr Head, Ele	1
▲	386260	(000000–)	Squeegee, Side	2
▲	20833	(000000–)	Wheel, 3.0d 1.38w 0.50b	1
▲	71101	(000000–)	Cable, .12d, 13.3l, .2clevis/.2clevis	1
▲	387023	(000000–)	Hose, Vacuum	1
▲	386267	(000000–)	Hose, Vacuum, 91.0l	1
▲	375213	(000000–)	Filter, Pkg, Dust, Panl, 81plts	1
▲	1037822	(000000–)	Filter, Panl, Dust, 2.0 X 06.1 X 07.6	1
▲	66213	(000000–)	Kit, Brake	1
▲	386223	(000000–)	Gasket, Tank, Recovery	1
▲	79320	(000000–)	Gasket, Cap, Drain	2
▲	223264	(000000–)	Seal, Rbr, Clsd, 0.25th, 5.8d 03.3h	1
▲	386323	(000000–)	Gasket, Mtg, Fan	1
▽	386025	(000000–)	Kit, Maint, 800hr, [8300–Mp1200–Disk]	1
▲	386834	(000000–)	Blade, Sqge, Rear 48.0l	1
▲	386833	(000000–)	Blade, Sqge, Front 48.0l	1
▲	386825	(000000–)	Skirt, Front, Scrub Head, 3–Brush, Ele	1
▲	386826	(000000–)	Skirt, Rear, Scrub Head, 3–Brush, Ele	1
▲	386260	(000000–)	Squeegee, Side	2
▲	20833	(000000–)	Wheel, 3.0d 1.38w 0.50b	1
▲	71101	(000000–)	Cable, .12d, 13.3l, .2clevis/.2clevis	1
▲	387023	(000000–)	Hose, Vacuum	1
▲	386267	(000000–)	Hose, Vacuum, 91.0l	1
▲	375213	(000000–)	Filter, Pkg, Dust, Panl, 81plts	1
▲	1037822	(000000–)	Filter, Panl, Dust, 2.0 X 06.1 X 07.6	1
▲	66213	(000000–)	Kit, Brake	1
▲	386223	(000000–)	Gasket, Tank, Recovery	1
▲	79320	(000000–)	Gasket, Cap, Drain	2
▲	223264	(000000–)	Seal, Rbr, Clsd, 0.25th, 5.8d 03.3h	1
▲	386323	(000000–)	Gasket, Mtg, Fan	1

STANDARD PARTS

Fig. 1 – General Recommended Maintenance Items

Ref.	Part No.	Serial Number	Description	Qty.
▽	386026	(000000–) Kit, Maint, 800hr, [8300–Mp1000–Cyl]	1
▲	386284	(000000–) Blade, Sqge, Rear	1
▲	386283	(000000–) Blade, Sqge, Front	1
▲	20833	(000000–) Wheel, 3.0d 1.38w 0.50b	1
▲	71101	(000000–) Cable, .12d, 13.3l, .2clevis/.2clevis	1
▲	387023	(000000–) Hose, Vacuum	1
▲	386267	(000000–) Hose, Vacuum, 91.0l	1
▲	386053	(000000–) Belt, Drive	1
▲	375213	(000000–) Filter, Pkg, Dust, Panl, 81plts	1
▲	1037822	(000000–) Filter, Panl, Dust, 2.0 X 06.1 X 07.6	1
▲	66213	(000000–) Kit, Brake	1
▲	386223	(000000–) Gasket, Tank, Recovery	1
▲	79320	(000000–) Gasket, Cap, Drain	2
▲	223264	(000000–) Seal, Rbr, Clsd, 0.25th, 5.8d 03.3h	1
▲	386323	(000000–) Gasket, Mtg, Fan	1
▽	386027	(000000–) Kit, Maint, 800hr, [8300–Mp1200–Cyl]	1
▲	386834	(000000–) Blade, Sqge, Rear 48.0l	1
▲	386833	(000000–) Blade, Sqge, Front 48.0l	1
▲	20833	(000000–) Wheel, 3.0d 1.38w 0.50b	1
▲	71101	(000000–) Cable, .12d, 13.3l, .2clevis/.2clevis	1
▲	387023	(000000–) Hose, Vacuum	1
▲	386267	(000000–) Hose, Vacuum, 91.0l	1
▲	386053	(000000–) Belt, Drive	1
▲	375213	(000000–) Filter, Pkg, Dust, Panl, 81plts	1
▲	1037822	(000000–) Filter, Panl, Dust, 2.0 X 06.1 X 07.6	1
▲	66213	(000000–) Kit, Brake	1
▲	386223	(000000–) Gasket, Tank, Recovery	1
▲	79320	(000000–) Gasket, Cap, Drain	2
▲	223264	(000000–) Seal, Rbr, Clsd, 0.25th, 5.8d 03.3h	1
▲	386323	(000000–) Gasket, Mtg, Fan	1
▽	387507	(000000–) Kit, Maint, 800hr [8300–Mp1200–Disk–Vac]	1
▲	386284	(000000–) Blade, Sqge, Rear	1
▲	386283	(000000–) Blade, Sqge, Front	1
▲	386387	(000000–) Skirt, Front, Scrub Head, 2–Brush, Ele	1
▲	386388	(000000–) Skirt, Rear, Scrub Head, 2–Brush, Ele	1
▲	387294	(000000–) Skirt, Side, Scrbr Head, Ele	1
▲	386260	(000000–) Squeegee, Side	1
▲	20833	(000000–) Wheel, 3.0D 1.38W 0.50B	1
▲	71101	(000000–) Cable, .12d, 13.3l, .2clevis/.2clevis	1
▲	387023	(000000–) Hose, Vacuum	1
▲	1005026	(003546–) Kit, Modif, Ftg Location, [Discvac]	1
▲	11399	(000000–) Clamp, Hose, Wormdrive, 0.81–1.50d	1
▲	387545	(000000–) Blade Assy, Sqge, Side	1
▲	387546	(000000–) Blade, Squeegee	1
▲	375213	(000000–) Filter, Pkg, Dust, Panl, 81plts	1
▲	1037822	(000000–) Filter, Panl, Dust, 2.0 X 06.1 X 07.6	1
▲	66213	(000000–) Kit, Brake	1
▲	386223	(000000–) Gasket, Tank, Recovery	1

Fig. 1 – General Recommended Maintenance Items

Ref.	Part No.	Serial Number	Description	Qty.
▲	79320	(000000–) Gasket, Cap, Drain	2
▲	223264	(000000–) Seal, Rbr, Clsd, 0.25th, 5.8d 03.3h	1
▲	386323	(000000–) Gasket, Mtg, Fan	1
▲	58327	(000000–) Belt, V, [Hc41] 41.0l	1
▲	385938	(000000–) Brush, Conveyor, Cyl, 35l, 4sr	1
▲	386626	(000000–) Flap, Front	1
▲	386828	(000000–) Skirt, Recirculation	1
▲	386829	(000000–) Skirt, Recirculation	1
▲	360686	(000000–) Belt, V, [3v] 33.5l	1
▲	387408	(000000–) Seal, Vac Fan	1
▲	387413	(000000–) Seal	1
▲	387406	(000000–) Seal	1
▲	387407	(000000–) Seal	2
	386514	(000000–003545) Hose, Vacuum, 58.5l	1
	387256	(000000–003545) Hose, Vacuum, 35.0l	1
	387517	(000000–003545) Hose Assy, W/2 Cuff, 1.0d 41.0l	1
	16411	(000000–) Paint, Airdry, Off-White, 12oz	1
	16412	(000000–) Paint, Airdry, Teal, 12oz, Solid	1
	377540	(000000–) Paint, Airdry, Blk, 12oz	1
	377538	(000000–) Paint, Airdry, Gray, 12oz [Enamel]	1
	377537	(000000–) Paint, Airdry, Iron Gray, 12oz [Pwdr Coat]	1
	1057710	(000000–) Oil, Hyd [EI, Iso 100, 01gal]	1
	1057711	(000000–) Oil, Hyd [EI, Iso 100, 05gal]	1

Fig. 2 – Brushes, Replacement for MaxPro 1000

Ref.	Part No.	Serial Number	Description	Qty.
	1	386230	(000000–) Brush, Scrub, 39l, 20sr, Pyp, Spl	2
	1	386240	(000000–) Brush, Scrub, 39l, 20sr, Super Abr, Spl	2
	1	386250	(000000–) Brush, Scrub, 39l, 20sr, Nyl, Spl	2
▽	2	14967	(000000–) Brush Assy, Disk, Scrub, 20.0 D, Nyl	2
▲	3	15539	(000000–) Adaptor, Brush	1
▲	4	14838	(000000–) Spring, Wir, 0.16d, Brush Retaining	1
▲	5	24299	(000000–) Bracket, Retainer, Spring	1
▲	6	01684	(000000–) Washer, Flt, .25 Ss	1
▲	7	32746	(000000–) Screw, Pan, M06 X 1.0 X 35, Ss	3
▽	2	14953	(000000–) Brush Assy, Disk, Scrub, 20.0 D, Pyp	2
▲	3	15539	(000000–) Adaptor, Brush	1
▲	4	14838	(000000–) Spring, Wir, 0.16d, Brush Retaining	1
▲	5	24299	(000000–) Bracket, Retainer, Spring	1
▲	6	01684	(000000–) Washer, Flt, .25 Ss	1
▲	7	32746	(000000–) Screw, Pan, M06 X 1.0 X 35, Ss	3
▽	2	378951	(000000–) Brush Assy, Disk, Scrub, 20.0 D, Super Abr	2
▲	3	15539	(000000–) Adaptor, Brush	1
▲	4	14838	(000000–) Spring, Wir, 0.16d, Brush Retaining	1
▲	5	24299	(000000–) Bracket, Retainer, Spring	1
▲	6	01684	(000000–) Washer, Flt, .25 Ss	1
▲	7	32746	(000000–) Screw, Pan, M06 X 1.0 X 35, Ss	3
	8	17260	(000000–) Pad, Polish, 20.0d, White	2
	8	17261	(000000–) Pad, Buff, 20.0d, Red	2
	8	17262	(000000–) Pad, Scrub, 20.0d, Blue	2
	8	17263	(000000–) Pad, Strip, 20.0d, Brown	2
	8	370094	(000000–) Pad, Stripping, 20.0D[Hi Prod,Black	2
	8	1051030	(000000–) Pad, Surf Prep, 20.0D [Mar, 1Pick=1Pad]	2
▽	9	397920	(000000–) Driver Assy, Pad, 20.0D	2
▲	10	370080	(000000–) Disk, Pad Drive, W/ Face, 20d	1
▲	11	15539	(000000–) Adaptor, Brush	1
▲	12	14838	(000000–) Spring, Wir, 0.16d, Brush Retaining	1
▲	13	24299	(000000–) Bracket, Retainer, Spring	1
▲	14	370090	(000000–) Device, Centering	1
▲	15	09198	(000000–) Screw, Pan, M04 X 0.7 X 35, Ss	3
▲	16	41579	(000000–) Washer, Flt, #08 Ss	3
▲	17	32746	(000000–) Screw, Pan, M06 X 1.0 X 35, Ss	3
▲	18	01684	(000000–) Washer, Flt, .25 Ss	1
	19	87419	(000000–) Brush, Disk, Sweep, 19.0D, Pyp (Option)	1
	20	385936	(000000–) Brush, Sweep, 36L, Window, Pp, Spl	1
	21	385935	(000000–) Brush, Sweep, 36l, 6dr, Spl	1

Fig. 3 - Brushes, Replacement for MaxPro 1200

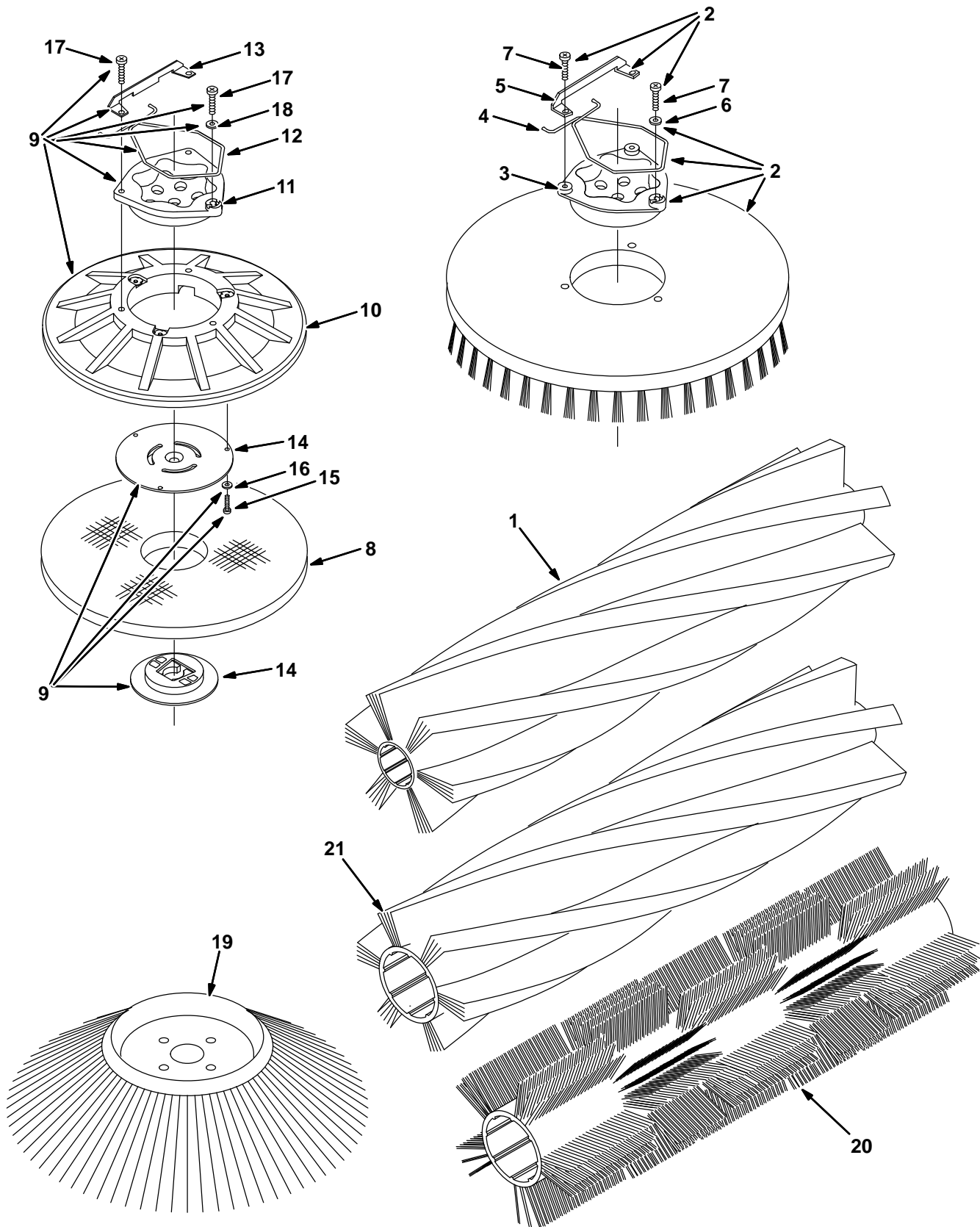


Fig. 3 – Brushes, Replacement for MaxPro 1200

Ref.	Part No.	Serial Number	Description	Qty.
	1	386231	(000000–) Brush, Scrub, 47l, 20sr, Pyp, Spl	2
	1	386241	(000000–) Brush, Scrub, 47l, 20sr, Super Abr, Spl	2
	1	386251	(000000–) Brush, Scrub, 47l, 20sr, Nyl, Spl	2
▽	2	1042504	(000000–) Brush Assy, Disk, Scrub, 16.0D, Super Abrasive	3
▲	3	1017368	(000000–) Hub, Drive, Brush, Disk, 3 Hole 5.8Bc	1
▲	4	14838	(000000–) Spring, Wir, 0.16d, Brush Retaining	1
▲	5	24299	(000000–) Bracket, Retainer, Spring	1
▲	6	01684	(000000–) Washer, Flt, .25 Ss	1
▲	7	32746	(000000–) Screw, Pan, M06 X 1.0 X 35, Ss	3
▽	2	1042499	(000000–) Brush Assy, Disk, Scrub, 16.0D, Nylon	3
▲	3	1017368	(000000–) Hub, Drive, Brush, Disk, 3 Hole 5.8Bc	1
▲	4	14838	(000000–) Spring, Wir, 0.16d, Brush Retaining	1
▲	5	24299	(000000–) Bracket, Retainer, Spring	1
▲	6	01684	(000000–) Washer, Flt, .25 Ss	1
▲	7	32746	(000000–) Screw, Pan, M06 X 1.0 X 35, Ss	3
▽	2	30241	(000000–) Brush Assy, Disk, Scrub, 16.0 D, Pyp	3
▲	3	1017368	(000000–) Hub, Drive, Brush, Disk, 3 Hole 5.8Bc	1
▲	4	14838	(000000–) Spring, Wir, 0.16d, Brush Retaining	1
▲	5	24299	(000000–) Bracket, Retainer, Spring	1
▲	6	01684	(000000–) Washer, Flt, .25 Ss	1
▲	7	32746	(000000–) Screw, Pan, M06 X 1.0 X 35, Ss	3
	8	63248-1	(000000–) Pad, Strip, 16.0d, Brown	3
	8	63248-2	(000000–) Pad, Scrub, 16.0d, Blue	3
	8	63248-3	(000000–) Pad, Buff, 16.0d, Red	3
	8	63248-4	(000000–) Pad, Polish, 16.0d, White	3
	8	370092	(000000–) Pad, Stripping, 16.0d[Hi Prod,Black	3
	8	1051027	(000000–) Pad, Surf Prep, 16.0d [Mar, 1pick=1pad]	3
▽	9	397916	(000000–) Driver Assy, Pad, 16D	3
▲	10	397976	(000000–) Disk, Pad Driver, W/Face, 16D	1
▲	11	15539	(000000–) Adaptor, Brush	1
▲	12	14838	(000000–) Spring, Wir, 0.16d, Brush Retaining	1
▲	13	24299	(000000–) Bracket, Retainer, Spring	1
▲	14	370095	(000000–) Device, Centering	1
▲	15	09198	(000000–) Screw, Pan, M04 X 0.7 X 35, Ss	3
▲	16	41579	(000000–) Washer, Flt, #08 Ss	3
▲	17	32746	(000000–) Screw, Pan, M06 X 1.0 X 35, Ss	3
▲	18	01684	(000000–) Washer, Flt, .25 Ss	1
	19	87419	(000000–) Brush, Disk, Sweep, 19.0D, Pyp (Option)	1
	20	385936	(000000–) Brush, Sweep, 36L, Window, Pp, Spl	1
	21	385935	(000000–) Brush, Sweep, 36l, 6dr, Spl	1

Fig. 4 - Main Frame Group

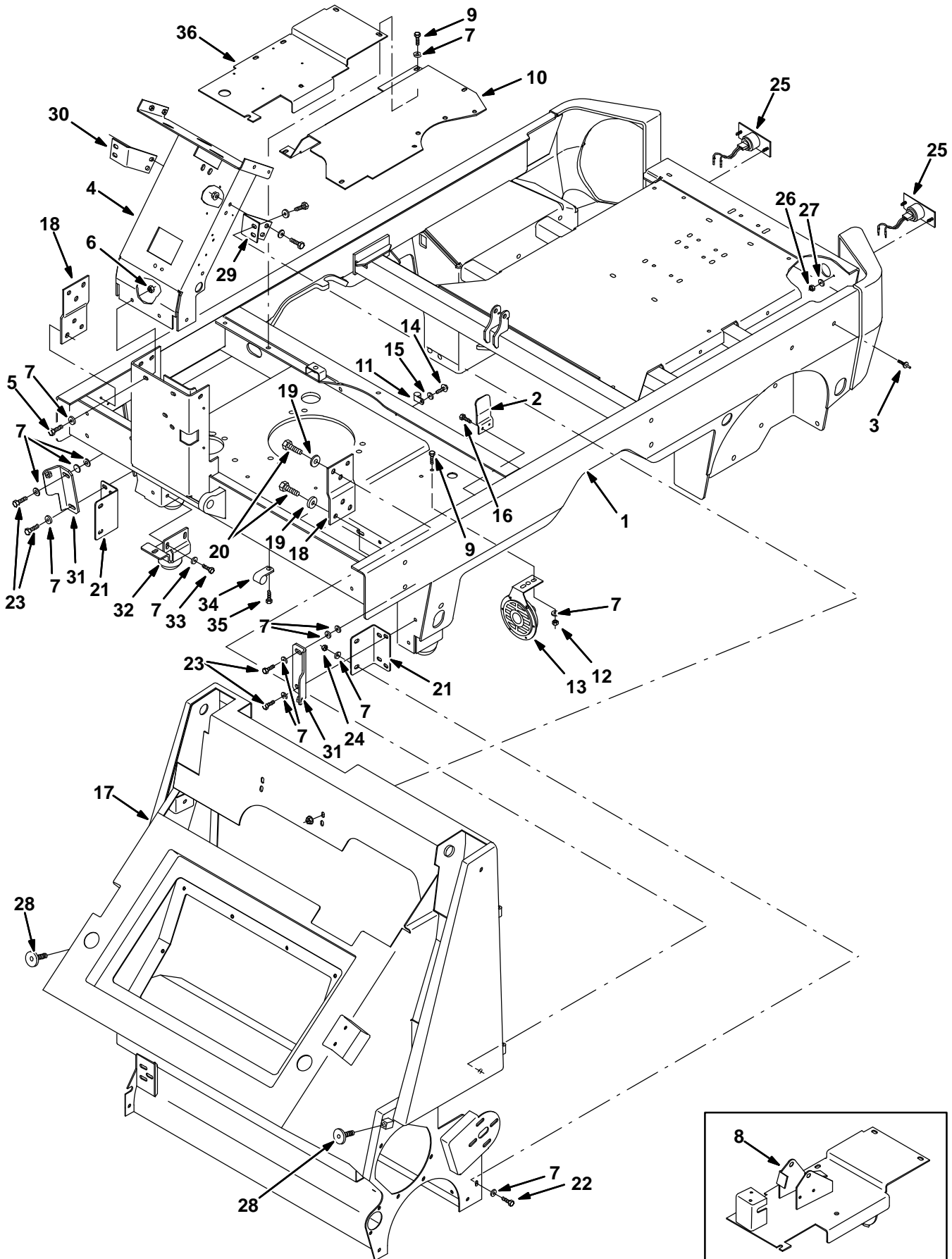


Fig. 4 - Main Frame Group

Ref.	Part No.	Serial Number	Description	Qty.	
1	386200	(000000-006999)	Frame	1	
1	1056383	(007000-	Frame Wldt, Main, Iron Gray [7300/8300]	1	
2	386923	(000000-006999)	Plate, Cover	1	
2	1056496	(007000-	Plate, Cover, Iron Gray	1	
3	365252	(000000-	Rivet, Plstc, .25 D X 0.75	24	
4	386450	(000000-006999)	Channel Wldt, Steering	1	
4	1056387	(007000-	Channel Wldt, Steering, Iron Gray	1	
5	16931	(000000-	Screw, Hex, M08 X 1.25 X 20, 8.8	5	
6	08709	(000000-	Nut, Hex, Lock, M08 X 1.25,NI	5	
7	32491	(000000-	Washer, Flt, .31 Std	31	
8	386157	(000000-003797)	Plate Wldt, Floor	1	
9	16735	(000000-	Screw, Hex, M08 X 1.25 X 16, 8.8	12	
10	386159	(000000-006999)	Plate, Floor, Upper	1	
10	1056465	(007000-	Plate, Floor, Upper, Iron Gray	1	
11	67767	(000000-	Clamp, Cable, Stl, 0.69d X 0.62w, 1h	1	
12	07791	(000000-	Nut, Hex, Flng, M08 X 1.25	2	
13	369702	(000000-	Horn, 36vdc, Db	1	
14	12459	(000000-	Screw, Hex, M06 X 1.0 X 20, Fmg	1	
15	01684	(000000-	Washer, Flt, .25 Ss	1	
16	06943	(000000-	Screw, Hex, M06 X 1.0 X 20, 8.8	2	
17	386757	(000000-006999)	Frame	1	
17	1056502	(007000-	Frame, Swpr, Iron Gray [8300]	1	
18	386475	(000000-006999)	Bracket, Mtg	2	
18	1056497	(007000-	Bracket, Mtg, Iron Gray	2	
19	32493	(000000-	Washer, Flt, .50 Std	12	
20	41345	(000000-	Screw, Hex, M12 X 1.75 X 25, 8.8	12	
21	386911	(000000-006999)	Angle, Rh	2	
21	1056506	(007000-	Bracket, Mtg, Iron Gray	2	
22	16931	(000000-	Screw, Hex, M08 X 1.25 X 20, 8.8	4	
23	39277	(000000-	Screw, Hex, M08 X 1.25 X 25, 8.8	6	
24	08709	(000000-	Nut, Hex, Lock, M08 X 1.25,NI	4	
▽	25	87346	(000000-	Taillight, 12vdc, 3.6 X 1.9,Rework87277	2
▲		87948	(000000-	Lamp	1
▲		87949	(000000-	Lampholder	1
26	01713	(000000-	Nut, Hex, Std, #10-32, 2	4	
27	32980	(000000-	Washer, Lock, Int, #10	4	
28	387138	(000000-	Stop	2	
29	387040	(000000-006999)	Bracket, Lh	1	
29	1056684	(007000-	Bracket, Lh, Iron Gray	1	
30	387041	(000000-006999)	Bracket, Rh	1	
30	1056685	(007000-	Bracket, Rh, Iron Gray	1	
31	387087	(000000-006999)	Bracket, Latch, Door	2	
31	1056515	(007000-	Bracket, Latch, Door, Iron Gray	2	
32	387361	(000000-006999)	Cup Wldt, Skid	1	
32	1056524	(007000-	Stop Wldt, Tip, Iron Gray	1	
33	09740	(000000-	Screw, Hex, M08 X 1.25 X 20, Ss	3	
34	67767	(000000-	Clamp, Cable, Stl, 0.69d X 0.62w, 1h	2	
35	361339	(000000-	Screw, Hex, M06 X 1.0 X 16, Fmg	2	
36	387654	(003798-006999)	Plate, Floor	1	
36	1056809	(007000-	Plate, Floor, Iron Gray	1	

Fig. 5 - Covers Group, Top and Side

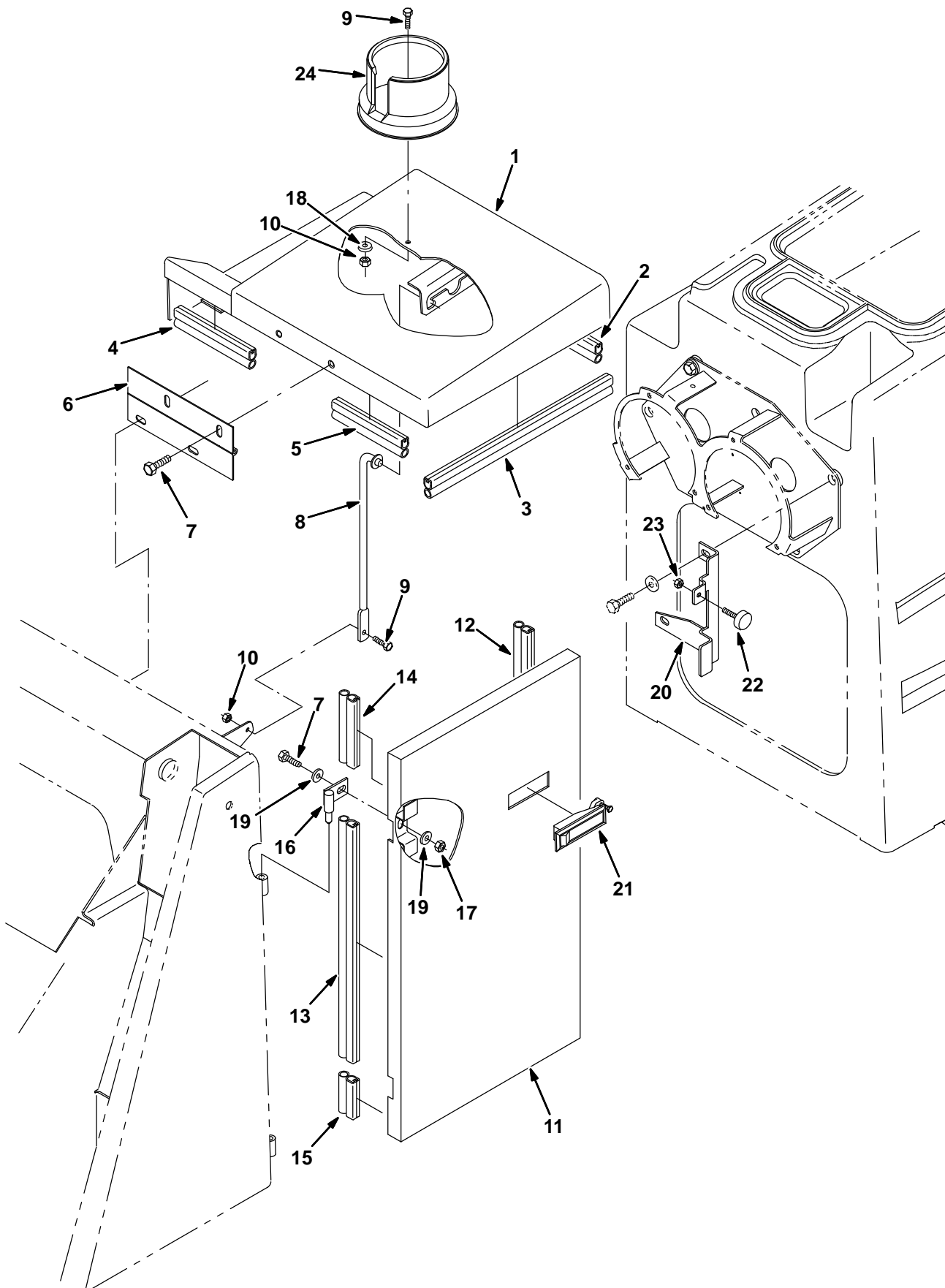


Fig. 5 - Covers Group, Top and Side

Ref.	Part No.	Serial Number	Description	Qty.
1	386767	(000000-006999)	Cover Wldt, Top	1
1	1056503	(007000-)	Cover Wldt, Top, Iron Gray	1
2	387071	(000000-)	Seal, Bulb, [Sd-504], 21.70l	1
3	387072	(000000-)	Seal, Bulb, [Sd-504], 13.80l	1
4	387073	(000000-)	Seal, Bulb, [Sd-504], 5.70l	1
5	387074	(000000-)	Seal, Bulb, [Sd-504], 5.30l	1
6	386565	(000000-006999)	Hinge	1
6	1056392	(007000-)	Hinge, .25pin .07 3.5w 08.0l, 4/0.38sl	1
7	16931	(000000-)	Screw, Hex, M08 X 1.25 X 20, 8.8	4
8	386769	(000000-)	Rod Wldt, Cover	1
9	06943	(000000-)	Screw, Hex, M06 X 1.0 X 20, 8.8	2
10	08708	(000000-)	Nut, Hex, Lock, M06 X 1.0, NI	2
11	386979	(000000-006999)	Door Wldt, Side	1
11	1056512	(007000-)	Door Wldt, Side, Iron Gray	1
12	387075	(000000-)	Seal, Bulb, [Sd-504], 25.00l	1
13	387076	(000000-)	Seal, Bulb, [Sd-504], 15.60l	1
14	387077	(000000-)	Seal, Bulb, [Sd-504], 4.20l	1
15	387078	(000000-)	Seal, Bulb, [Sd-504], 2.40l	1
16	386774	(000000-006999)	Pin Wldt, Hinge	2
16	1056504	(007000-)	Pin Wldt, Hinge, Iron Gray	2
17	08709	(000000-)	Nut, Hex, Lock, M08 X 1.25, NI	2
18	41178	(000000-)	Washer, Flat, .25 Fender	1
19	32491	(000000-)	Washer, Flt, .31 Std	4
20	386777	(000000-006999)	Plate, Mtg, Door	1
20	1056680	(007000-)	Plate, Mtg, Door, Iron Gray	1
21	64533	(000000-)	Latch, Trigger	1
22	20802	(000000-)	Bumper, Rbr, 1.00d 0.38t .25-20	1
23	01690	(000000-)	Nut, Hex, Std, .25-20, Ss	1
24	223599	(000000-)	Cup Holder	1

Fig. 6 - Covers Group, Rear

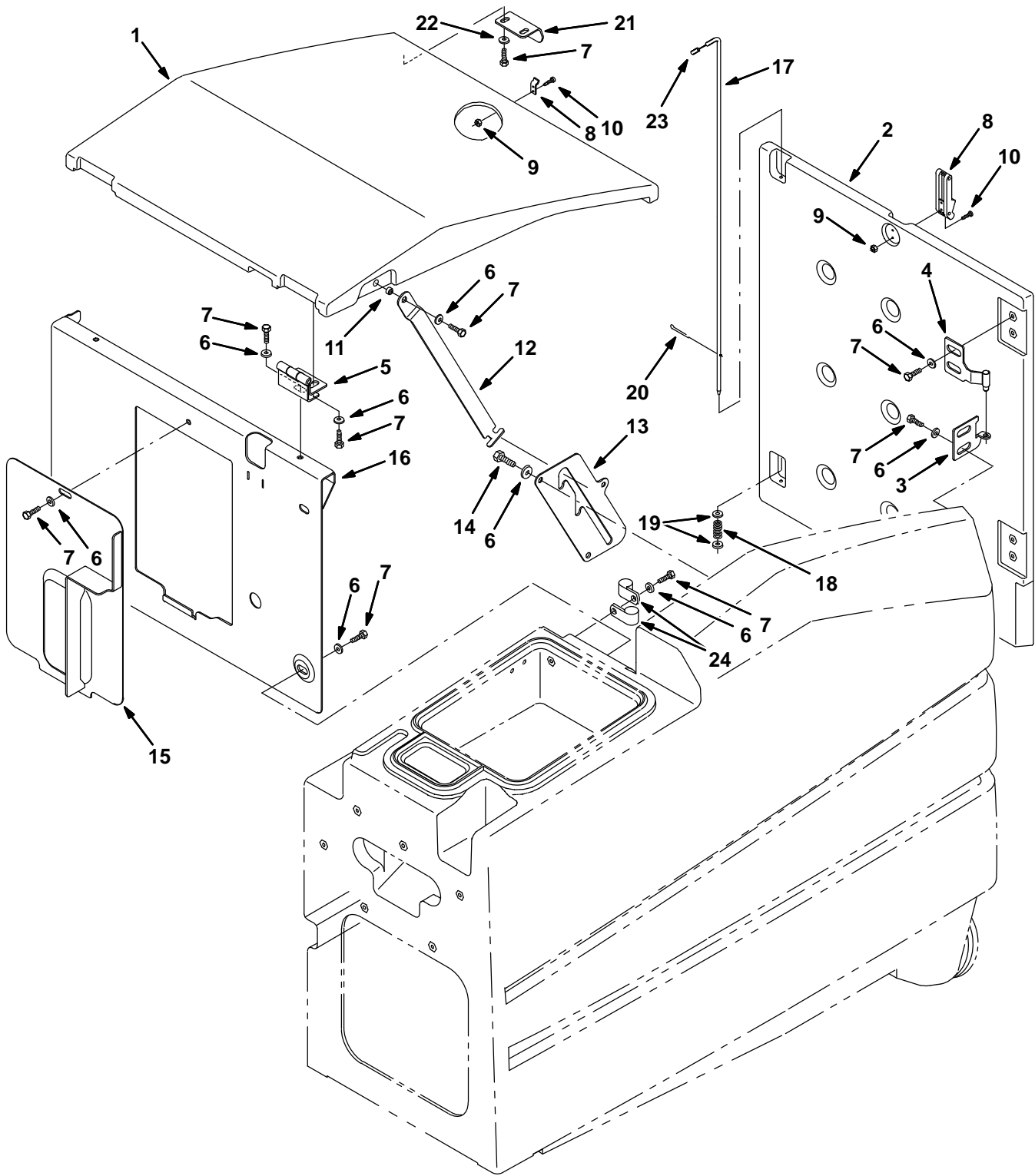


Fig. 6 - Covers Group, Rear

Ref.	Part No.	Serial Number	Description	Qty.
1	386201	(000000-006999)	Cover, Tank, Top	1
1	1056433	(007000-)	Cover, Tank, Top, Teal	1
2	386202	(000000-006999)	Cover, Rear	1
2	1056434	(007000-)	Cover, Rear, Teal	1
3	386993	(000000-006999)	Plate, Hinge	2
3	1056479	(007000-)	Plate, Hinge, Iron Gray	1
4	386995	(000000-006999)	Hinge Wldt, W/ Pin	2
4	1056388	(007000-)	Hinge Wldt, W/ Pin, Iron Gray	1
5	386437	(000000-006999)	Hinge Assy	2
5	1056475	(007000-)	Hinge Assy, Iron Gray	1
6	01685	(000000-)	Washer, Flt, .31 Ss	24
7	09740	(000000-)	Screw, Hex, M08 X 1.25 X 20, Ss	23
8	49800	(000000-)	Latch	1
9	02850	(000000-)	Nut, Hex, Lock, M04 X 0.7, NI	4
10	49697	(000000-)	Screw, Pan, M04 X 0.7 X 10, Ss	4
11	360801	(000000-)	Sleeve	1
12	386461	(000000-)	Rod	1
13	386413	(000000-006999)	Plate	1
13	1056472	(007000-)	Plate, Iron Gray	1
14	09010	(000000-)	Screw, Hex, M08 X 1.25 X 25, Ss	3
15	386433	(000000-006999)	Cover Wldt	1
15	1056386	(007000-)	Cover Wldt, Iron Gray	1
16	387348	(000000-)	Panel Wldt, Front W/ Label	1
17	386761	(000000-)	Rod, Rear Door	1
18	54743	(000000-)	Spring, Cmpr, 0.36od .04wir 2.5l	1
19	01684	(000000-)	Washer, Flt, .25 Ss	2
20	08178	(000000-)	Pin, Cotter, .062 X 0.75	1
21	1056884	(000000-)	Bracket, Iron Gray	1
22	01684	(000000-)	Washer, Flt, .25 Ss	2
23	386973	(000000-)	Cap, Vyl, .234id .750l .04	1
24	82829	(000000-)	Clamp, Cable, Stl, 0.63d X 0.75w, 1h	2

Fig. 7 - Electrical Instrument Panel Group

Ref.	Part No.	Serial Number	Description	Qty.
	1	386129	(000000-) Panel, Instmt	1
	2	386924	(000000-) Washer, Finish, M06, PI	4
	3	16879	(000000-) Screw, Flat, M06 X 1.0 X 20, 10.9	4
▽	4	9008409	(000000-007093) Panel Assy Kit, Touch [8300]	1
▲	5	386311	(000000-007093) Cable, Ribbon, 34 Conductor	1
▲		9008411	(000000-007093) Circuitboard Assy Kit [7300/8300]	1
▽	4	1065187	(007094-) Panel Assy, Touch [8300]	1
▲	5	386311	(007094-) Cable, Ribbon, 34 Conductor	1
▲		9009493	(007094-) Circuitboard Assy Kit [7300/8300]	1
	6	44078	(000000-) Switch, Horn	1
	7	08708	(000000-) Nut, Hex, Lock, M06 X 1.0, NI	2
	8	09007	(000000-) Screw, Hex, M06 X 1.0 X 25, Ss	2
	9	32483	(000000-) Washer, Flt, .25 Sae	2
	10	386808	(000000-) Clamp, Ribbon Cable	1
	11	386809	(000000-) Clamp, Ribbon Cable, Hold-Down	1
	12	06549	(000000-) Nut, Hex, Lock, M05 X 0.8, NI	4
	13	19066	(000000-) Washer, Flt, #10	4
	14	78553	(000000-007010) Switch	1
	15	386346	(000000-) Alarm, Warning, 10-48vdc	1
▽	16	361076	(000000-) Switch, Start	1
▲	17	361144	(000000-) Key, Ignition	1
	18	27928	(000000-) Grommet, Ribbon Cable, .63 X 1.81	1
	19	222290	(000000-) Diode, Ele, Plug	7
	20	10632-13	(000000-) Grommet, Rbr, 1.50id, F/ 1.8h, .31matl	1
	21	222534	(000000-) Button, Plug, 1.1 X 1.1h, Black, Plstc	2
	22	65665	(000000-007010) Contact, Switch	1
	23	360520	(000000-) Switch, Rocker	1
	24	1053842	(007011-) Switch, Safety, Shutoff	1
	25	77399	(007286-) Plug, Hole, Rnd, 0.24H 0.5L , Brb	2

Fig. 8 - Power Steering Group

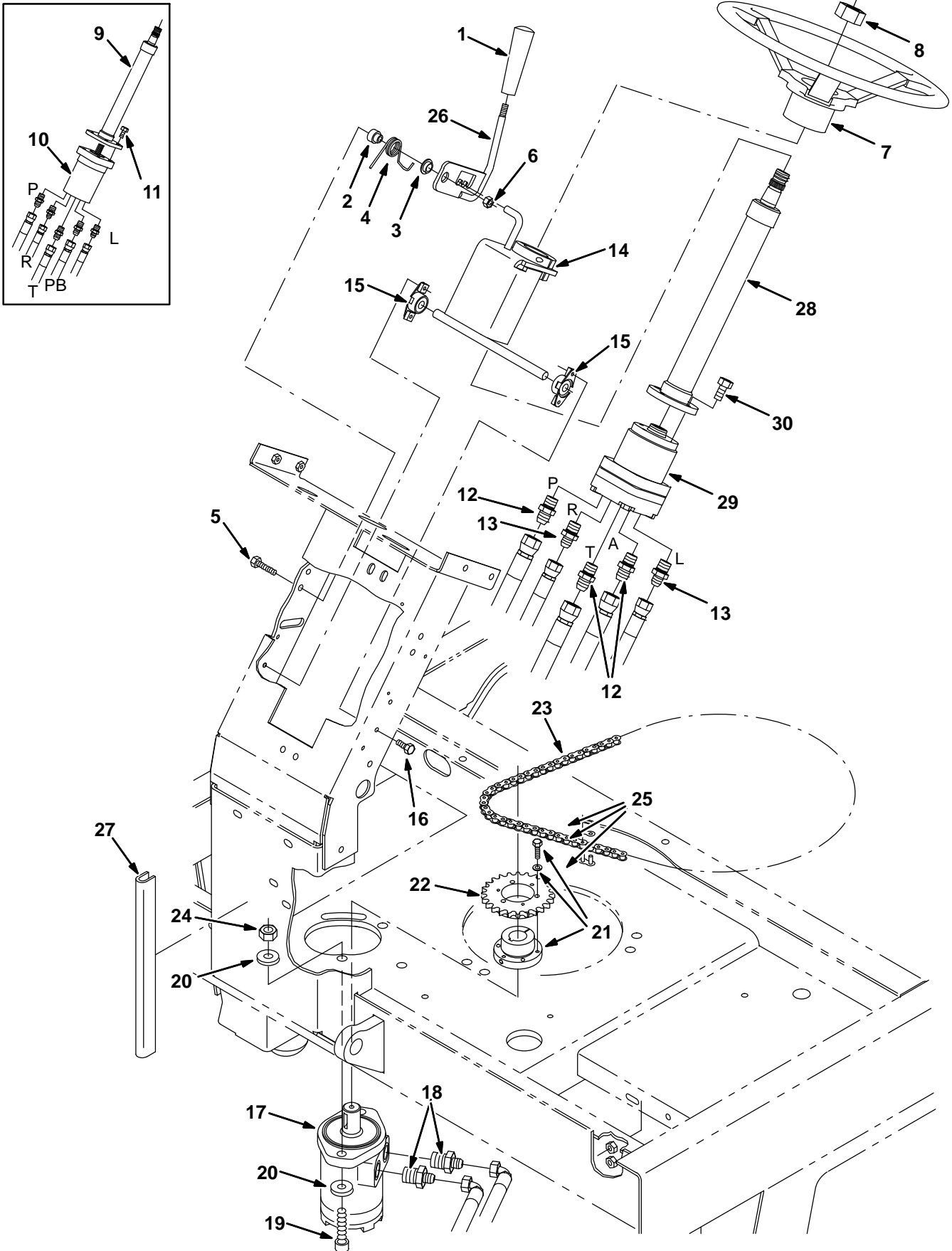


Fig. 8 - Power Steering Group

Ref.	Part No.	Serial Number	Description	Qty.	
1	59940	(000000-) Knob	1	
2	386149	(000000-) Pin	1	
3	386217	(000000-) Bearing, Flange	1	
4	386150	(000000-) Spring, Torsion	1	
5	06946	(000000-) Screw, Hex, M06 X 1.0 X 35, 8.8	1	
6	08708	(000000-) Nut, Hex, Lock, M06 X 1.0, NI	1	
▽	7	1058996	(000000-) Wheel, Steering, 14.0D 0.81B 36Tooth	1
▲	768482	(000000-) Cover, Steering Wheel	1	
8	56185	(000000-) Nut, Hex, Jam, M20 X 1.5	1	
▽	9	386702	(000000-003713) Column, Steering (Replaced by 387653)	1	
▲	74142	(000000-003713)	Cap, Tube	1	
10	386701	(000000-003713)	Steer-Control, Hyd (Replaced by 387653)	1	
11	06960	(000000-003713)	Screw, Hex, M10 X 1.5 X 16, 8.8	4	
12	56690	(000000-) Fitting, Hyd, Str, Jm06/Om06	3	
13	55685	(000000-) Fitting, Hyd, Str, Jm04/Om06	2	
14	1056854	(000000-) Bracket Wldt, Steering, Tilt, Iron Gray	1	
15	70709	(000000-) Bushing Assy, Flng, 2 Hole, 0.50b	2	
16	06942	(000000-) Screw, Hex, M06 X 1.0 X 16, 8.8	4	
17	386703	(000000-) Motor, Hyd (See Breakdowns)	1	
18	57984	(000000-) Fitting, Hyd, Str, Jm04/Om10	2	
19	387393	(000000-) Screw, Soc, M12 X 1.75 X 45	2	
20	32486	(000000-) Washer, Flt, .50 Sae	4	
21	386215	(000000-) Bushing, Taper Lock	1	
22	386214	(000000-) Sprocket, #40 24-Tooth	1	
23	386216	(000000-) Chain, Roller, #40 X 109 Pitches	1	
24	08711	(000000-) Nut, Hex, Lock, M12 X 1.75,NI	2	
25	07112	(000000-) Link, Chain, Roller, #40	1	
26	386209	(000000-) Handle Wldt, Steering, Tilt	1	
27	387454	(000000-) Molding, Trim, .19-.31 12.00	1	
▽	28	373496	(003714-007244) Column, Steering, #14.0L .81D 36Tooth	1	
▲	74142	(003714-007244)	Cap, Tube	1	
▽	28	1070077	(007245-) Column, Steering, 15.5L .81D 36Tooth	1
▲	74142	(007245-) Cap, Tube	1	
29	373495	(003714-) Steer-Control, Hyd (See Breakdowns)	1	
30	11329	(003714-) Screw, Hex, M6X1.0X16, Ss, NI	4	

Fig. 9 - Seat Group

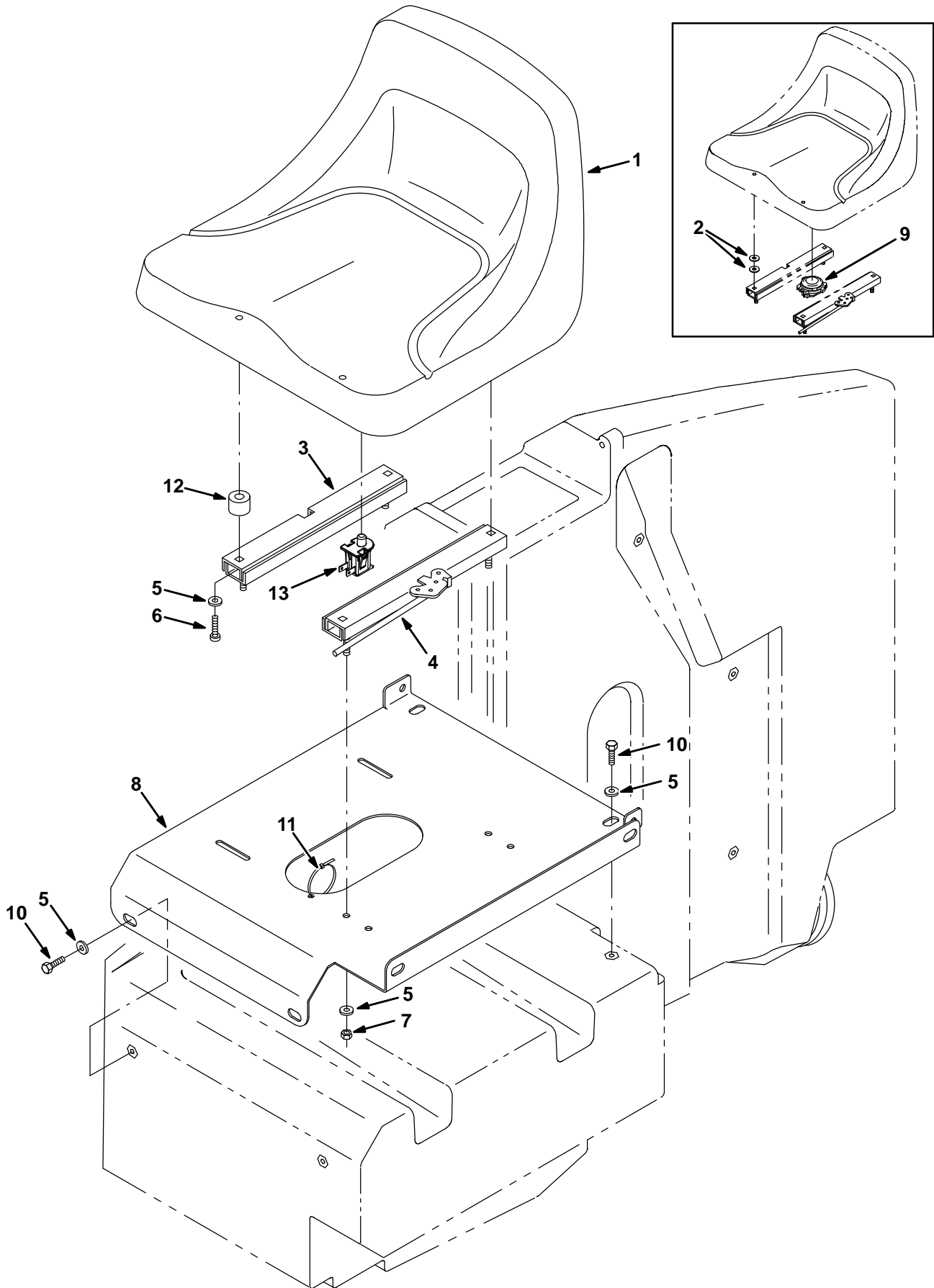


Fig. 9 – Seat Group

Ref.	Part No.	Serial Number	Description	Qty.
1	375411	(000000-004738)	Seat (Replaced by 9005082)	1
1	9010741	(004739-007373)	Seat Kit, Basic, Replmt	1
1	1201894	(007374-)	Seat, Std [Milsco]	1
2	13248	(000000-004738)	Washer	8
3	360369	(000000-)	Rail	1
4	360370	(000000-)	Rail	1
5	01685	(000000-)	Washer, Flt, .31 Ss	14
6	25537	(000000-004738)	Screw, Pan, .31-18 X 0.75, G1	4
6	49177	(004739-007373)	Screw, Pan, Phl, .31-18 X 1.00, G2	4
6	1073048	(007374-)	Screw, Pan, Phl, .31-18 X 1.50, G2	4
7	32983	(000000-)	Nut, Hex, Lock, .31-18, NI	4
8	1056855	(000000-)	Plate, Seat, Iron Gray	1
9	223078	(000000-004738)	Switch, Seat	1
10	15675	(000000-)	Screw, Hex, M08 X 1.25 X 16, Ss	6
11	49266	(000000-)	Tie, Cable, Nyl, 07.3l .19w 1.8 Max D	1
12	1049092	(004739-)	Spacer, Rnd, .38B .88D .63L	4
13	1048955	(004739-)	Switch, Seat, No [Delta 6440-04]	1

Fig. 10 – Directional Control Group

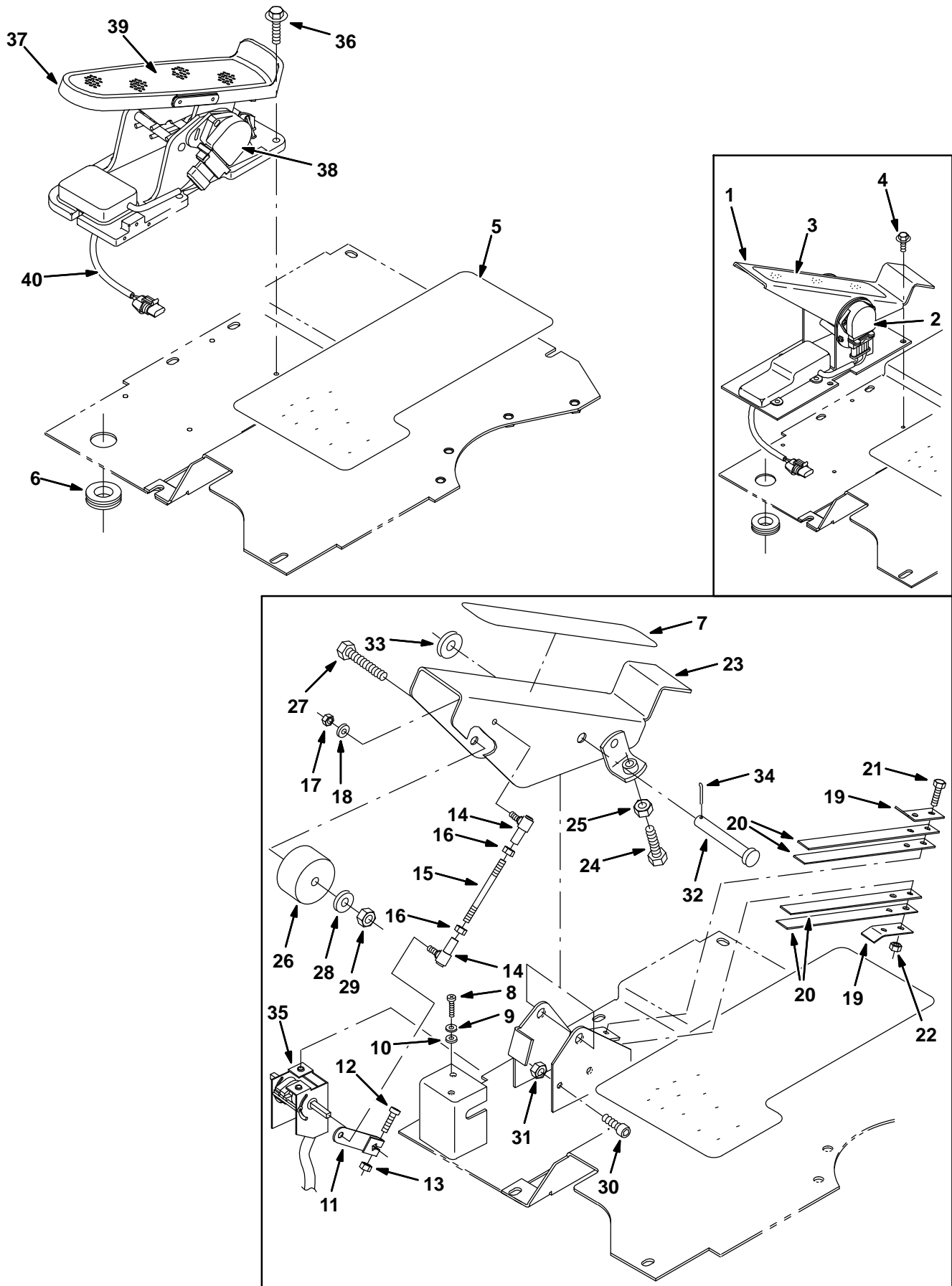


Fig. 10 - Directional Control Group

	Ref.	Part No.	Serial Number	Description	Qty.
▽	1	387700	(003798-004657)	Pedal Assy, Foot (Replaced by 1042524)	1
▲	2	385726	(003798-004657)	Sensor, Pedal Position	1
▲	3	82839	(003798-004657)	Tread, Non Skid, 2.2w 11.5l	1
	4	74455	(003798-004657)	Screw, Hex, M06-1.0 X 12, Fmg	4
	5	387392	(003798-)	Tread, Non-Skid, 06.0w X 15.5l	1
	6	10632	(003798-)	Grommet, Rbr, 0.89id, F/ 1.2h, .14matl	1
	7	82839	(000000-003797)	Tread, Non-Skid, 02.2 11.5	1
	8	06931	(000000-003797)	Screw, Pan, M05 X 0.8 X 6, 4.8	2
	9	01683	(000000-003797)	Washer, Flt, #10 Ss	2
	10	32980	(000000-003797)	Washer, Lock, Int, #10	2
	11	223239	(000000-003797)	Arm, Cntrl, Throttle, Electronic	1
	12	39717	(000000-003797)	Screw, Pan, .25-20 X 1.00, 2	1
	13	32981	(000000-003797)	Nut, Hex, Lock, .25-20, NI	1
	14	14601	(000000-003797)	Balljoint, .25-28 Fem/.25-28mal	2
	15	223090	(000000-003797)	Rod, Thrld, 2 End, .25-28 04.4l	1
	16	01714	(000000-003797)	Nut, Hex, Std, .25-28	2
	17	13513	(000000-003797)	Nut, Hex, Lock, .25-28, NI	2
	18	32490	(000000-003797)	Washer, Flt, .25 Std	2
	19	223601	(000000-003797)	Retainer, Spring	2
	20	223600	(000000-003797)	Strip, Stl, 0.05th X 00.75w, 07.80l	4
	21	06944	(000000-003797)	Screw, Hex, M06 X 1.0 X 25, 8.8	2
	22	08708	(000000-003797)	Nut, Hex, Lock, M06 X 1.0, NI	2
	23	223320	(000000-003797)	Pedal Wldt, Accelerator	1
	24	39284	(000000-003797)	Screw, Hex, M10 X 1.5 X 35, 8.8	1
	25	39312	(000000-003797)	Nut, Hex, Std, M10 X 1.5	1
	26	87725	(000000-003797)	Spacer	1
	27	06963	(000000-003797)	Screw, Hex, M10 X 1.5 X 60, 8.8	1
	28	32485	(000000-003797)	Washer, Flt, .38 Sae	1
	29	41430	(000000-003797)	Nut, Hex, Lock, M10 X 1.5, NI	1
	30	39308	(000000-003797)	Screw, Soc, M08 X 1.25 X 25, 12.9	1
	31	08709	(000000-003797)	Nut, Hex, Lock, M08 X 1.25, NI	1
	32	06474A	(000000-003797)	Pin, Clevis, 0.50 D X 3.50l	1
	33	32486	(000000-003797)	Washer, Flt, .50 Sae	1
	34	08182	(000000-003797)	Pin, Cotter, .125 X 1.00	1
	35	223094	(000000-003797)	Box, Accelerator	1
	36	222159	(004658-)	Screw, Hex, M6 X 1.00 X 25, Fmg	4
▽	37	1034891	(004658-)	Pedal Assy, Propel, 36vdc	1
▲	38	385726	(004658-)	Sensor, Position, Pedal	1
▲	39	1042514	(004658-)	Tread, Non-Skid	1
▲	40	1042513	(004658-)	Circuitboard, Pedal	1

Fig. 11 – Wheel Group, Front Drive

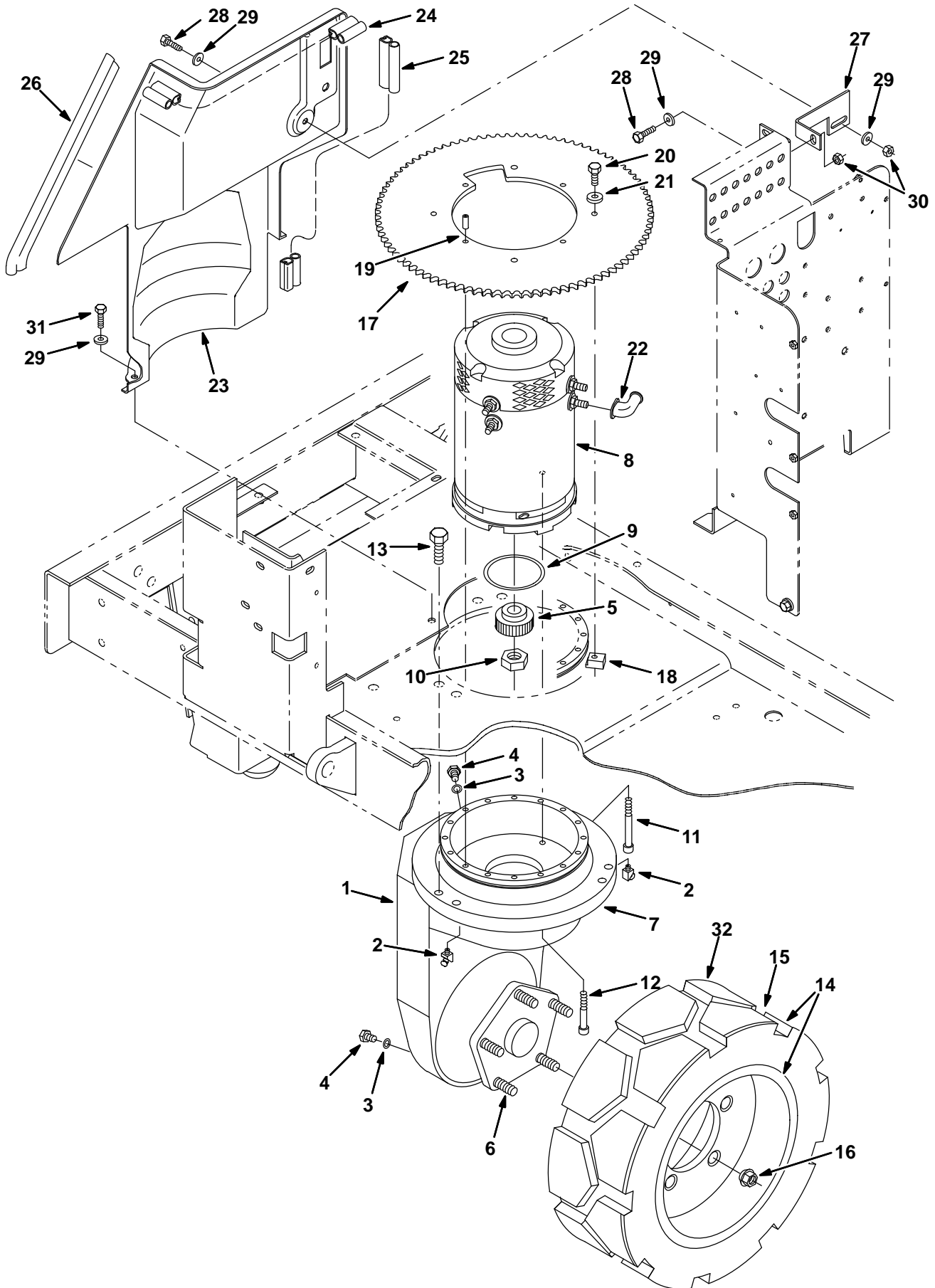


Fig. 11 – Wheel Group, Front Drive

	Ref.	Part No.	Serial Number	Description	Qty.
▽	1	87355	(000000–)	Gearbox, 90, Drive Wheel, Rear, [Hu]	1
▲	2	87839	(000000–)	Fitting, Grease	2
▲	3	87840	(000000–)	Seal, O–Ring	2
▲	4	87841	(000000–)	Plug	2
▲	5	87849	(000000–)	Gear, Drive	1
▲	6	12540	(000000–)	Bolt	5
▲	7	61791	(000000–)	Bearing	1
	8	386811	(000000–)	Motor, Ele, Vdc 3.0hp Traction,[201] (See Breakdown)	1
	9	360980	(000000–)	Seal, O–Ring, .139 X 2.98id	1
	10	43957	(000000–)	Nut, Hex, Std, .50–20	1
	11	09030	(000000–)	Screw, Soc, M08 X 1.25 X 80, 12.9	2
	12	09294	(000000–)	Screw, Soc, M08 X 1.25 X 60, 12.9	1
	13	41345	(000000–)	Screw, Hex, M12 X 1.75 X 25, 8.8	6
▽	14	387660	(000000–)	Tire Assy, Solid, 16.2X6.0 5.7Bc/5 Bolt	1
▲	15	387659	(000000–)	Tire, Solid, 16.2X6.0X11.2	1
	16	87750	(000000–)	Nut, Wheel, M14–1.5	5
	17	363385	(000000–)	Sprocket Wldt, #40, 96tooth, 7.00 B	1
	18	14150	(000000–)	Clip, Sprocket	4
	19	14296	(000000–)	Pin, Roll, .310 D X 0.75l, .312/.318	4
	20	16931	(000000–)	Screw, Hex, M08 X 1.25 X 20, 8.8	4
	21	41187	(000000–)	Washer, Belleville, .38	4
	22	02076	(000000–)	Boot, 90deg .50d .57d X .84	4
▽	23	387346	(000000–)	Panel, Motor, Cover W/ Label	1
▲	24	386458	(000000–)	Seal, Bulb, [Sd–504], 15.52l	1
▲	25	386459	(000000–)	Seal, Bulb, [Sd–504], 27.90l	1
▲	26	386558	(000000–)	Seal, Bulb, [Sd–168], 12.50l	1
	27	387035	(000000–006999)	Bracket, Panel	1
	27	1056675	(007000–)	Bracket, Panel, Iron Gray	1
	28	16931	(000000–)	Screw, Hex, M08 X 1.25 X 20, 8.8	2
	29	32491	(000000–)	Washer, Flt, .31 Std	8
	30	07791	(000000–)	Nut, Hex, Lock, M08 X 1.25,NI	2
	31	16735	(000000–)	Screw, Hex, M08 X 1.25 X 16, 8.8	4
	32	1059346	(000000–)	Tire, Drive, Scrbr, Non–Skid, 16.0X6.0 (Option)	1
	32	1061975	(000000–)	Tire, Drive, Scrbr, Pu, Grey,16.0X6.0 (Polyurethane Option)	1

Fig. 12 - Brake Pedal Group

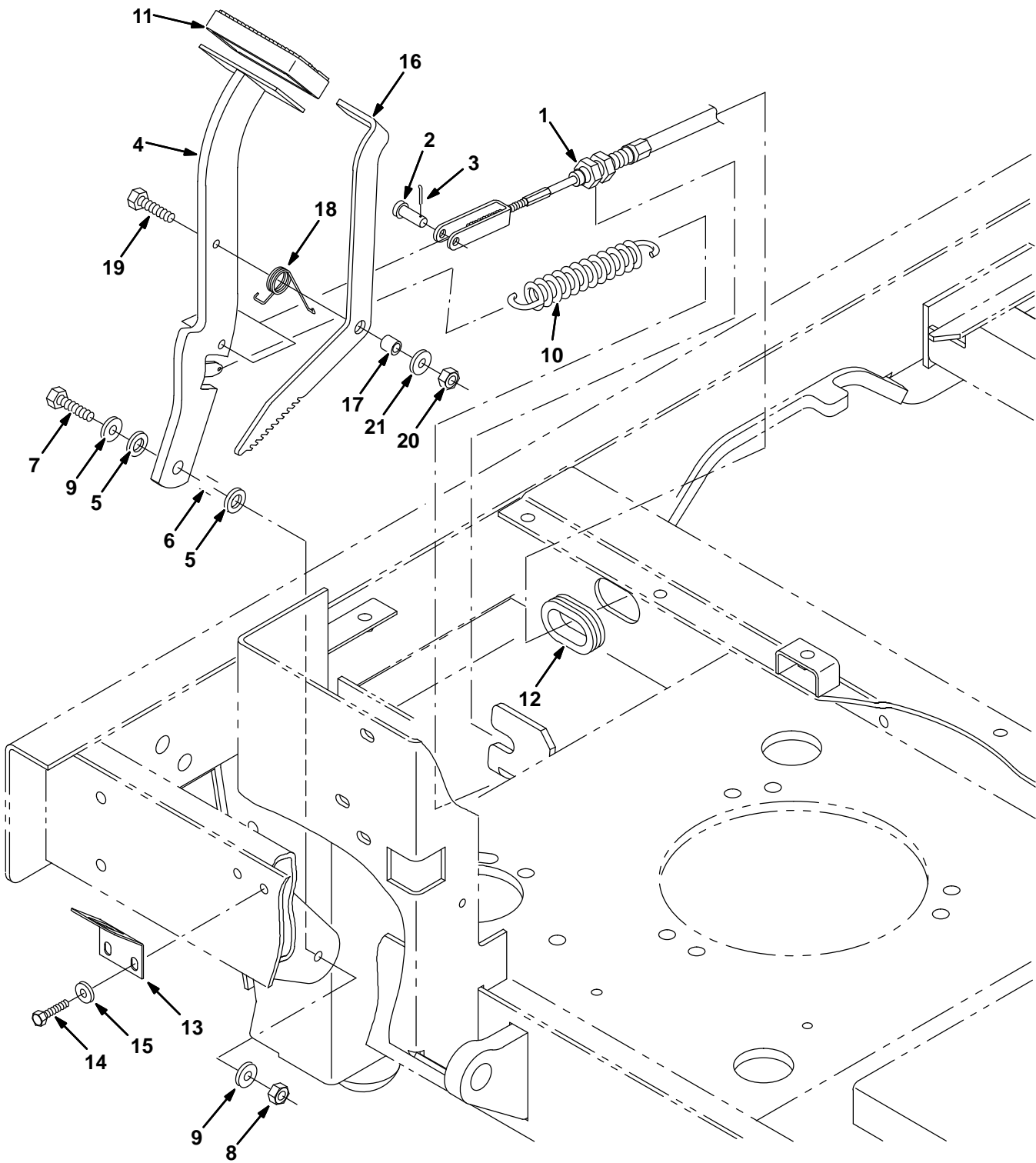


Fig. 12 - Brake Pedal Group

Ref.	Part No.	Serial Number	Description	Qty.
1	386229	(000000-) Cable, Pull	1
2	69582	(000000-) Pin, Clevis, 0.31 D X 1.00l	1
3	39005	(000000-) Pin, Cotter, .094 X 0.75	1
4	386375	(006999-) Lever Wldt	1
4	1056860	(007000-) Lever Wldt, Iron Gray	1
5	86860	(000000-) Bearing, Thrust	2
6	222460	(000000-) Sleeve	1
7	09026	(000000-) Screw, Hex, M08 X 1.25 X 40, Ss	1
8	08713	(000000-) Nut, Hex, Lock, M08 X 1.25,NI, Ss	1
9	01685	(000000-) Washer, Flt, .31 Ss	2
10	379217	(000000-) Spring, Extn, 1.00od X 0.11wir, 5.5l	1
11	51109	(000000-) Pad	1
12	10632-13	(000000-) Grommet, Rbr, 1.50id, F/ 1.8h, .31matl	1
13	386915	(000000-) Plate, Stop	1
14	06943	(000000-) Screw, Hex, M06 X 1.0 X 20, 8.8	2
15	32490	(000000-) Washer, Flt, .25 Std	2
16	387656	(006999-) Pedal, Brake	1
16	1056937	(007000-) Pedal, Brake, Parking, Iron Gray	1
17	46563	(000000-) Bushing, Sleeve, 0.37b 0.50d 0.50l	1
18	59009	(000000-) Spring, Tors, 0.75id .06wir 02.8coil	1
19	06955	(000000-) Screw, Hex, M08 X 1.25 X 35, 8.8	1
20	08709	(000000-) Nut, Hex, Lock, M08 X 1.25,NI	1
21	39349	(000000-) Washer, Flt, .31 Sae	1

Fig. 13 – Wheel and Brake Group, Rear

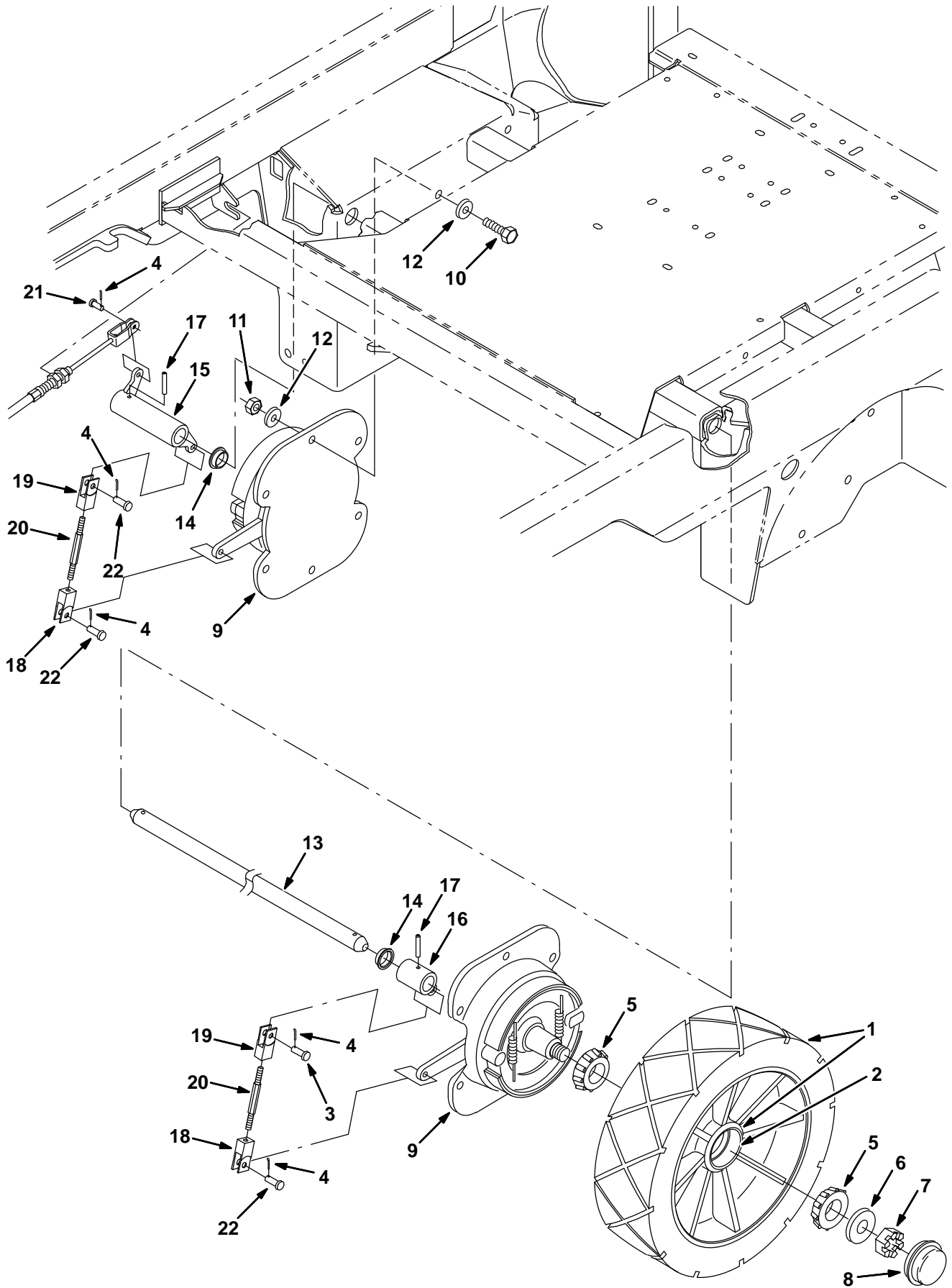


Fig. 13 - Wheel and Brake Group, Rear

	Ref.	Part No.	Serial Number	Description	Qty.
▽	1	1059348	(000000-) Tire, Idler, Scrbr, Blk, 16.0X5.0	2
▲	2	51338	(000000-) Bearing, Cup, 2.56d 0.55w	2
▽	1	1061976	(000000-) Tire, Idler, Scrbr, Pu, Grey, 16.0X5.0 (Polyurethane Option)	2
▲	2	51338	(000000-) Bearing, Cup, 2.56d 0.55w	2
▽	1	387015	(000000-) Tire Assy, Non-Skid, 16X5X12.12 (Option)	2
▲	2	51338	(000000-) Bearing, Cup, 2.56d 0.55w	2
	3	09088	(000000-) Pin, Clevis, 0.37 D X 1.00l	4
	4	39005	(000000-) Pin, Cotter, .094 X 0.75	5
	5	51339	(000000-) Bearing, Cone, 1.38b 0.71w	4
	6	32969	(000000-) Washer, Flat, 1.00 Sae Hard	2
	7	14242	(000000-) Nut, Hex, Sltd, 1.00-20	2
	8	54390	(000000-) Cap, Hub 2.567 Hole	2
▽	9	54577	(000000-) Brake Assy	2
▲		66211	(000000-) Brake Shoes	2
▲		66213	(000000-) Brake Repair Kit	1
▲		70161	(000000-) Chrome Pltd Cam Shaft	1
▲		70158	(000000-) Return Spring-Brakes	2
	10	06969	(000000-) Screw, Hex, M12 X 1.75 X 40, 8.8	12
	11	08711	(000000-) Nut, Hex, Lock, M12 X 1.75,NI	12
	12	32486	(000000-) Washer, Flt, .50 Sae	24
	13	386367	(000000-) Shaft	1
	14	83733	(000000-) Bushing, Flng, 1.00b 1.13d 0.38l	2
	15	1056859	(000000-) Arm Wldt, Brake, Rh, Iron Gray [7200]	1
	16	1056861	(000000-) Arm Wldt, Brake, Lh, Iron Gray [7200]	1
	17	26315	(000000-) Pin, Roll, .250 D X 1.50l, .250/.256	2
	18	1023676	(000000-) Clevis, Adj, 0.38pin, 0.31-24, PI	2
	19	1023677	(000000-) Clevis, Adj, 0.38pin, 0.31-24, Lh, PI	2
	20	386378	(000000-) Rod, Threaded	2
	21	10120	(000000-) Pin, Clevis, 0.31 D X 0.75l	1

Fig. 14 – Solution Tank Group

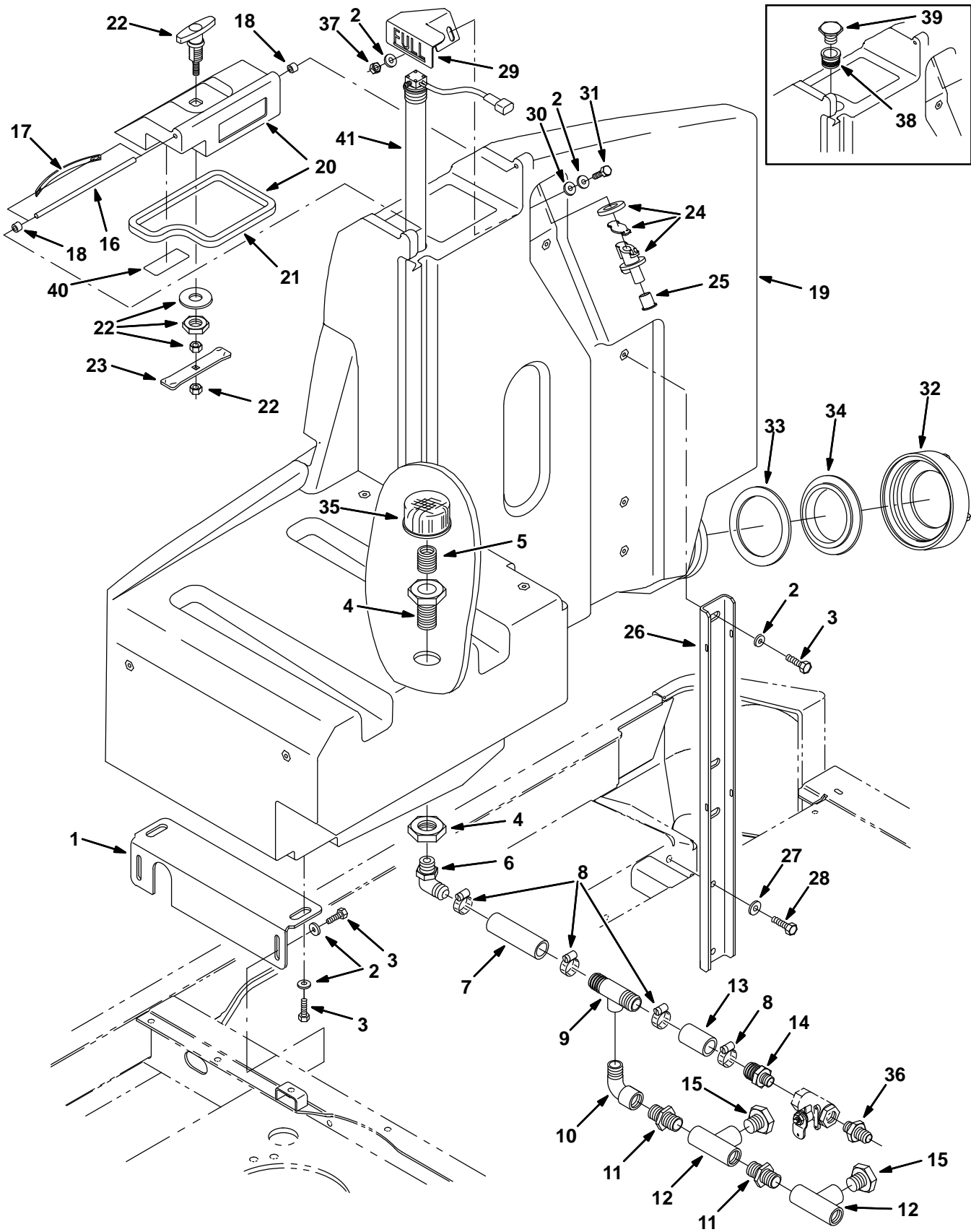


Fig. 14 – Solution Tank Group

Ref.	Part No.	Serial Number	Description	Qty.	
1	1056849	(000000–)	Bracket, Mtg, Tank, Iron Gray	1	
2	01685	(000000–)	Washer, Flt, .31 Ss	9	
3	12273	(000000–)	Screw, Hex, M08 X 1.25 X 20, Ss, NI	7	
4	386224	(000000–)	Fitting, Plstc, Bkhd, Pf16/Pf16	1	
5	223499	(000000–)	Fitting, Plstc, Str, Pm16/Pm16 Close	1	
6	365093	(000000–)	Fitting, Plstc, E90, 16bm/16pm	1	
7	386420	(000000–)	Hose, Water, 1.0id 4.5l	1	
8	11399	(000000–)	Clamp, Hose, Wormdrive, 0.81–1.50d	4	
9	365096	(000000–)	Fitting, Plstc, Tee, Bm16/Pf12/Bm16	1	
10	69785	(000000–)	Fitting, Plstc, E90, Pm12/Pf12	1	
11	24544	(000000–)	Fitting, Plstc, Str, Pm12/Pm12	2	
12	42133A	(000000–)	Fitting, Plstc, Tee, Pf12/Pf12/Pf12	2	
13	386421	(000000–)	Hose, Water, 1.0id 2.25l	1	
14	57379	(000000–)	Fitting, Plstc, Str, Pm12/Bm16	1	
15	75611	(000000–)	Fitting, Plstc, Plug, Pm12	2	
16	386419	(000000–)	Pin, Hinge, Cover	1	
17	386643	(000000–)	Spring, Cover	1	
18	49740	(000000–)	Cap, Plastic	2	
19	387684	(000000–006999)	Tank Kit, Soltn, W/ Label, Replmt [8300]	1	
19	9006973	(007000–)	Tank Kit, Soltn, W/ Label, Teal, Replmt	1	
▽	20	387594	(000000–006999)	Cover Kit, Soltn, W/ Gasket	1
▲	21	386320	(000000–006999)	Gasket, Celr Ure, .50, 05.94w 08.88l,Adh	1
▽	20	9006967	(007000–)	Cover Kit, Soltn, W/ Gasket, Teal	1
▲	21	386320	(007000–)	Gasket, Celr Ure, .50, 05.94w 08.88l,Adh	1
	21	386162	(000000–)	Cover, Tank, Solution	1
	22	386324	(000000–)	Handle	1
	23	386222	(000000–)	Bar	1
	24	78842	(000000–)	Kit, Valve, Check	1
	25	78740	(000000–)	Plug, Cap	1
	26	386160	(000000–006999)	Channel	1
	26	1056382	(007000–)	Channel, .19, 2.5w 1.0 29.3l, H&S, Gray	1
	27	01686	(000000–)	Washer, Flt, .38 Ss	2
	28	77347	(000000–)	Screw, Hex, M10 X 1.5 X 35, Ss	2
	29	387061	(000000–)	Bracket, Full	1
	30	63416	(000000–)	Washer, 0.31b 0.88d .12, Rbr	1
	31	09011	(000000–)	Screw, Hex, M08 X 1.25 X 30, Ss	1
	32	23456	(000000–)	Cap, Tank, Drain, 6.17 Thread Pye	1
	33	1031699	(000000–)	Gasket, .19, 4.05id 5.29od [Buna]	1
	34	86636	(000000–)	Cover, Tank	1
	35	20810	(000000–)	Filter, Soltn, 20mesh, Pf16 3.1d 02.3l	1
	36	79273–2	(000000–)	Fitting, Plstc, Str, Bm12/Pm12	1
	37	08713	(000000–)	Nut, Hex, Lock, M08 X 1.25,NI, Ss	1
	38	223528	(000000–003817)	Grommet, Level Sensing 1.6 D 9.6L	1
	39	49745	(000000–003817)	Fitting, Plstc, Plug, PM16	1
	40	391451	(003818–)	Label, Attention Fast Users	1
	41	375431	(003818–)	Kit, Replmt, Press Switch/34" Tube	1

Fig. 15 – FaST Solution Pump Group (000000-004791)

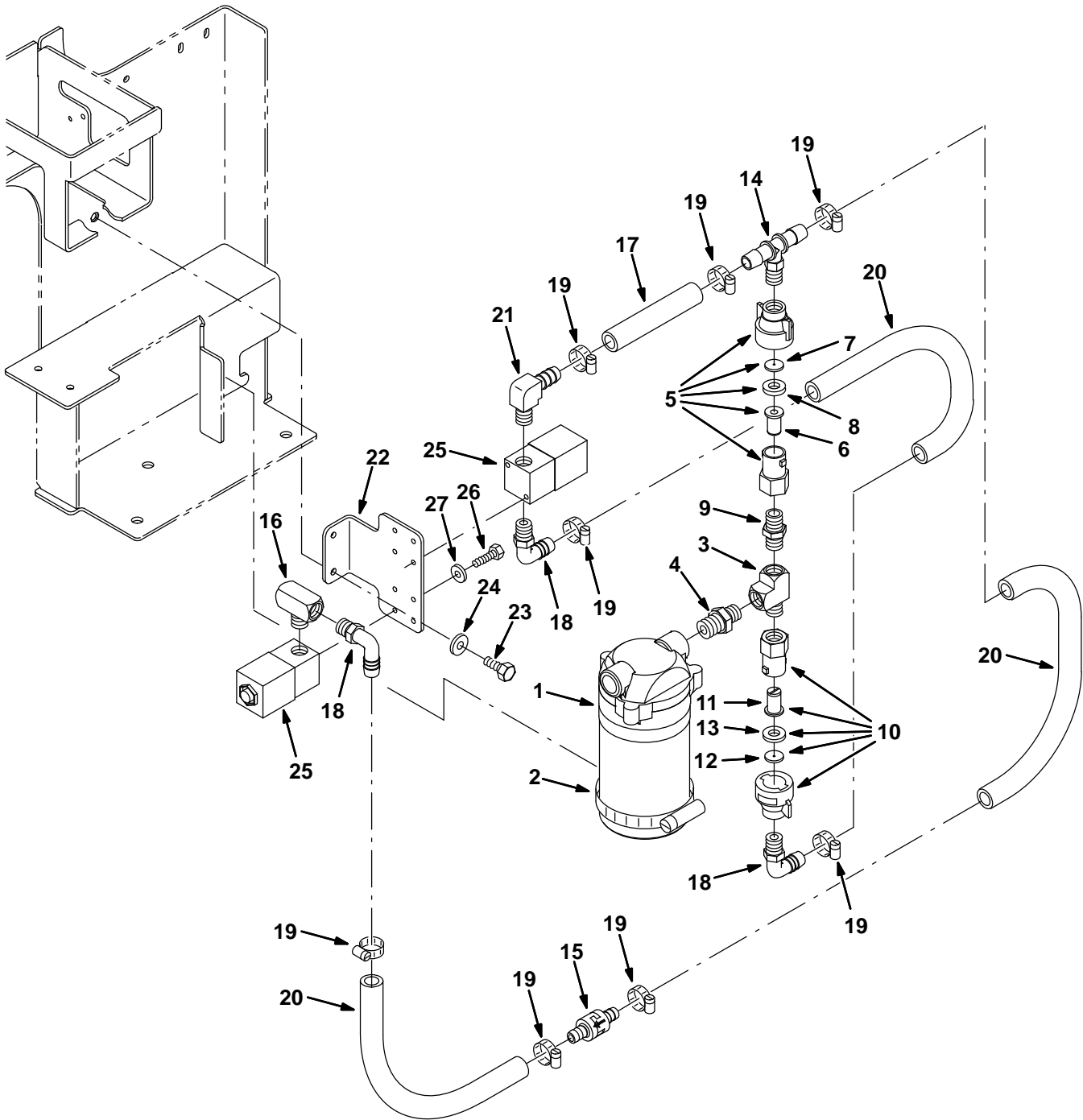


Fig. 15 – FaST Solution Pump Group (000000–004791)

Ref.	Part No.	Serial Number	Description	Qty.	
1	1005866	(000000–004791)	Pump, Soltn, Ele, 36vdc	1	
2	43555	(000000–004791)	Clamp, Hose, Wormdrive, 1.62–3.50d	1	
3	150709	(000000–004791)	Fitting, Brs, Tee, Pf04/Pf04/Pm04, Run	1	
4	1010835	(000000–004791)	Fitting, Brs, Str, Pm04/Pm06	1	
▽	5	1010655	(000000–004791)	Fitting Assy, Cap, 0.067b, Pf04	1
▲	6	1006447	(000000–004791)	Screen, 50 Mesh, Ss	1
▲	7	1010658	(000000–004791)	Plate, Orifice, 0.067id	1
▲	8	1005508	(000000–004791)	Washer, Flat, 0.34b 0.75d 0.12, Viton	1
	9	398468	(000000–004791)	Fitting, Brs, Str, Pm04/Pm04	1
▽	10	1010660	(000000–004791)	Fitting Assy, Cap, 0.086b, Pf04	1
▲	11	1006447	(000000–004791)	Screen, 50 Mesh, Ss	1
▲	12	1010661	(000000–004791)	Plate, Orifice, 0.086id	1
▲	13	1005508	(000000–004791)	Washer, Flat, 0.34b 0.75d 0.12, Viton	1
	14	1010791	(000000–004791)	Fitting, Plstc, Tee, Bm08/Pm04/Bm08 Nyl	1
	15	1010614	(000000–004791)	Valve, Check, 2 Gpm 3" 06bm/08bm	1
	16	53268	(000000–004791)	Fitting, Brs, Tee, Pf04/Pm04/Pf04	1
	17	1011403	(000000–004791)	Hose, Afmkt Replmt, Pvc, Brd 0.50id 1 Ft	1
	18	1010713	(000000–004791)	Fitting, Plstc, E90, Bm08/Pm04 Nyl	3
	19	54333	(000000–004791)	Clamp, Hose, Wormdrive, 0.31–0.88d	8
	20	1011521	(000000–004791)	Hose, Afmkt Replmt, Pvc, Brd 0.50id 2 Ft	3
	21	1010836	(000000–004791)	Fitting, Brs, E90, Pm04/Bm08	1
	22	1013857	(000000–004791)	Bracket, Mtg, Valve, Solenoid	1
	23	06942	(000000–004791)	Screw, Hex, M6 X 1.0 X 16, 8.8	2
	24	32490	(000000–004791)	Washer, Flat, 0.25 Std	2
	25	1028581	(000000–004791)	Valve, Water, 36vdc, 6.0mm, 04pf	2
	26	09252	(000000–004791)	Screw, Hex, M5 X 0.8 X 20, 8.8	4
	27	19066	(000000–004791)	Washer, Flat, #10	4

STANDARD PARTS

Fig. 16 – FaST Air Pump and Detergent Group (000000-004791)

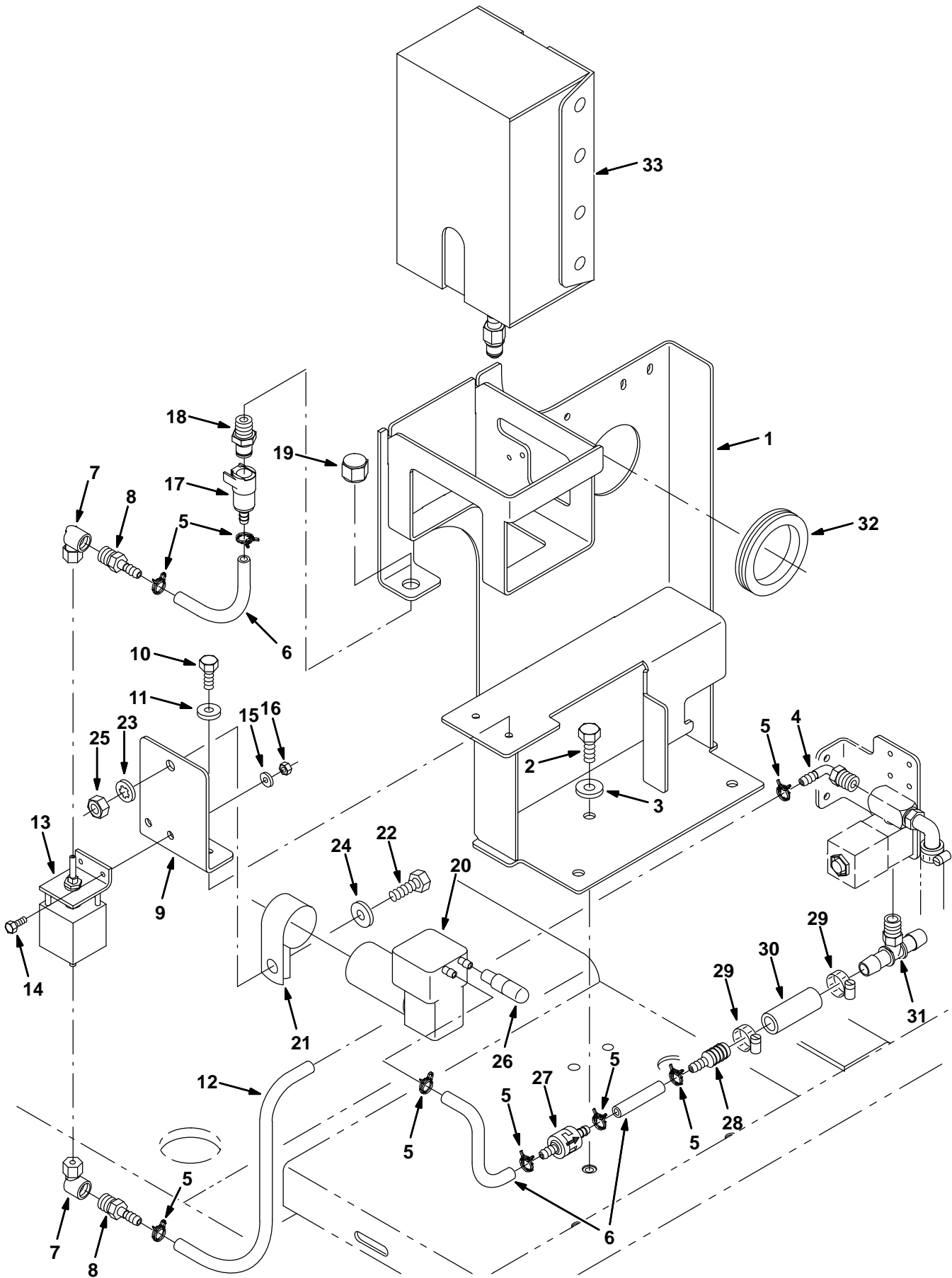


Fig. 16 - FaST Air Pump and Detergent Group (000000-004791)

Ref.	Part No.	Serial Number	Description	Qty.
1	1010797	(000000-004158)	Bracket Wldt [7300/8300-FaST]	1
1	1024009	(004159-004791)	Bracket Wldt [7300/8300 FaST]	1
2	16931	(000000-004791)	Screw, Hex, M8 X 1.25 X 20, 8.8	3
3	32491	(000000-004791)	Washer, Flat, 0.31 Std	3
4	1011170	(000000-004791)	Fitting, Plstc, E90, Bm04/Pm04 Nyl	1
5	613735	(000000-004791)	Clamp, Hose .40 - .42 2 Wire	8
6	1014987	(000000-004791)	Hose, Afmkt, Pvc, Clr 0.25id 1 Ft	2
7	1014082	(000000-004791)	Fitting, Brs, E90, Cf03/Pf02	2
8	150525	(000000-004791)	Fitting 1/8mx1/4h Barb Brs	2
9	1013866	(000000-004791)	Bracket, Mtg, Pump, Detgt [7300/8300]	1
10	06942	(000000-004791)	Screw, Hex, M6 X 1.0 X 16, 8.8	2
11	32490	(000000-004791)	Washer, Flat, 0.25 Std	2
12	1014986	(000000-004791)	Hose, Afmkt, Pvc, Clr 0.25id 2 Ft	1
13	1014056	(000000-004791)	Pump, Detgt, 560s	1
14	09206	(000000-004791)	Screw, Hex, M4 X 0.7 X 12, 8.8	2
15	19064	(000000-004791)	Washer, Flat, #06	2
16	02850	(000000-004791)	Nut, Hex, Lock, M 4 X 0.7, NI	2
17	1002898	(000000-004791)	Coupling, Fem, W/ Valve, .25 Brb	1
18	1002899	(000000-004791)	Coupling, Mal, .25 Npt	1
19	1005435	(000000-004791)	Fitting, Plstc, Cap, Pf04	1
20	1008211	(000000-004791)	Pump, Air, Ele, 36vdc	1
21	53466	(000000-004791)	Clamp, Cable, Stl, 1.50d X 1.00w, 1h	1
22	09010	(000000-004791)	Screw, Hex, M8 X 1.25 X 25, Ss	1
23	32984	(000000-004791)	Washer, Lock, Int, .31	1
24	32491	(000000-004791)	Washer, Flat, 0.31 Std	1
25	08709	(000000-004791)	Nut, Hex, Lock, M8 X 1.25, NI	1
26	1005255	(000000-004791)	Filter Assy, Air, Molded Ure	1
27	1010871	(000000-004791)	Valve, Check, 2 Gpm 0.5psi Bm04/Bm04	1
28	25620	(000000-004791)	Fitting, Plstc, Str, Bm04/Bm08	1
29	54333	(000000-004791)	Clamp, Hose, Wormdrive, 0.31-0.88d	2
30	1011403	(000000-004791)	Hose, Afmkt Replmt, Pvc, Brd 0.50id 1 Ft	1
31	1010791	(000000-004791)	Fitting, Plstc, Tee, Bm08/Pm04/Bm08 Nyl	1
32	10632-19	(000000-004791)	Grommet, Rbr, 2.13id, F/ 2.5h, .12 Matl	1
33	1017015	(000000-004791)	Detergent Pkg, 2 Liter, Sgl, 365	1
33	1017022	(000000-004791)	Detergent Pkg, 2 Liter, Sgl, 665	1
33	1021878	(000000-004791)	Detergent Pkg, 4 Liter, Sgl [Tco 665]	1

Fig. 17 - FaST Foam Filter Group (000000-004791)

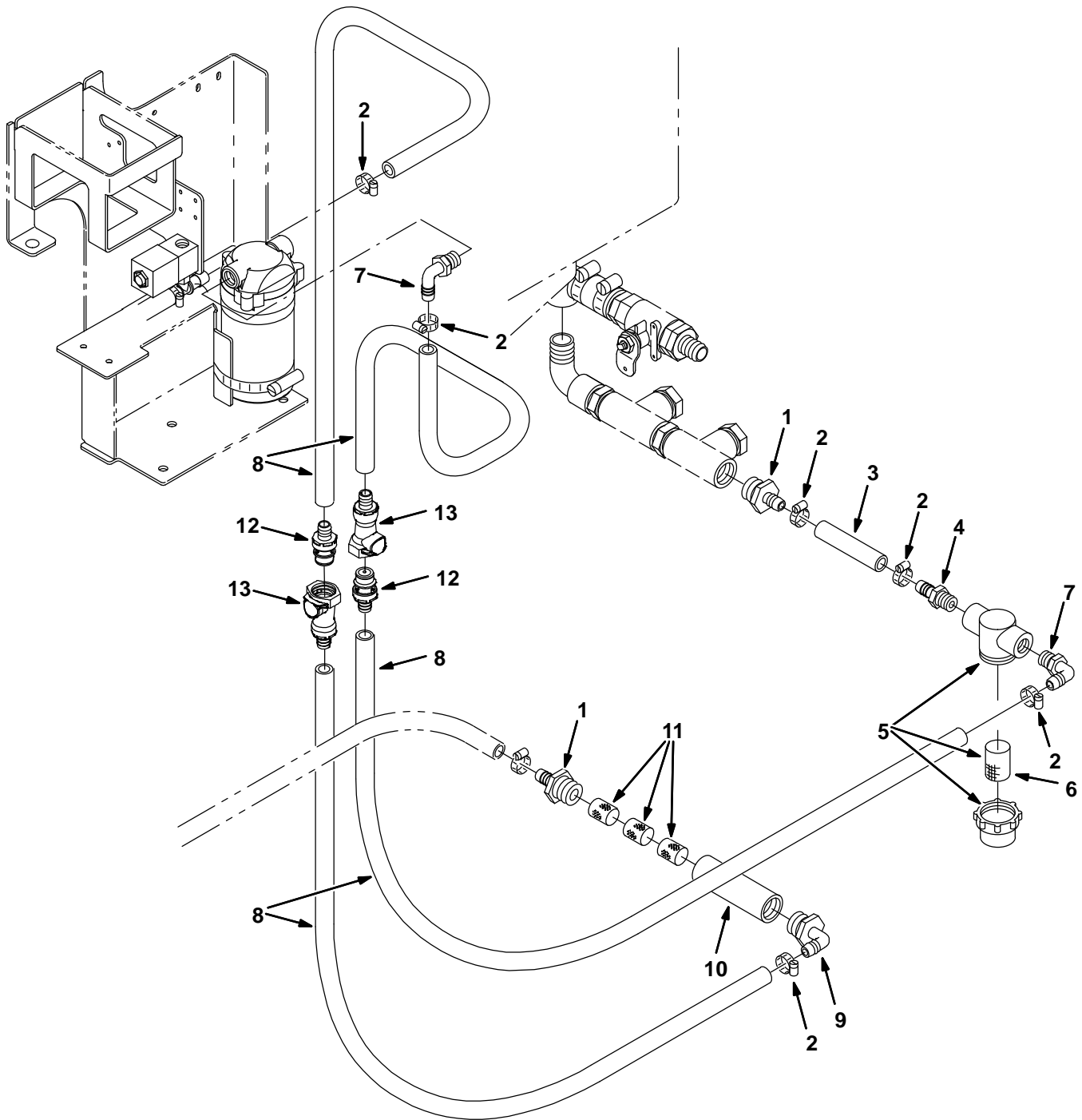


Fig. 17 - FaST Foam Filter Group (000000-004791)

Ref.	Part No.	Serial Number	Description	Qty.
1	79273-1	(000000-004791)	Fitting, Plstc, Str, Bm08/Pm12	1
2	54333	(000000-004791)	Clamp, Hose, Wormdrive, 0.31-0.88d	6
3	1011403	(000000-004791)	Hose, Afmkt Replmt, Pvc, Brd 0.50id 1 Ft	1
4	64743	(000000-004791)	Fitting, Plstc, Str, Bm08/Pm06	1
▽	5	1005302	Filter, Inline, Pf06/Pf06, 80 Mesh	1
▲	6	1005304	Screen, Filter, 80 Mesh	1
7	64778	(000000-004791)	Fitting, Plstc, E90, Bm08/Pm06	2
8	1011835	(000000-004791)	Hose, Afmkt Replmt, Pvc, Brd 0.50id 20ft	1
9	1005552	(000000-004791)	Fitting, Plstc, E90, Bm08/Pm12, Nyl	1
10	1005086	(000000-004791)	Tube, Pvc, Shc80, Clear, 4.0l	1
11	1002789	(000000-004791)	Filter, Foam	3
12	1017415	(000000-004791)	Coupling Insert, Qm, Bm08	1
13	1017413	(000000-004791)	Coupling Body, Qf, Pm08	1

Fig. 18 - FaST Pumps and Detergent Group (004792-)

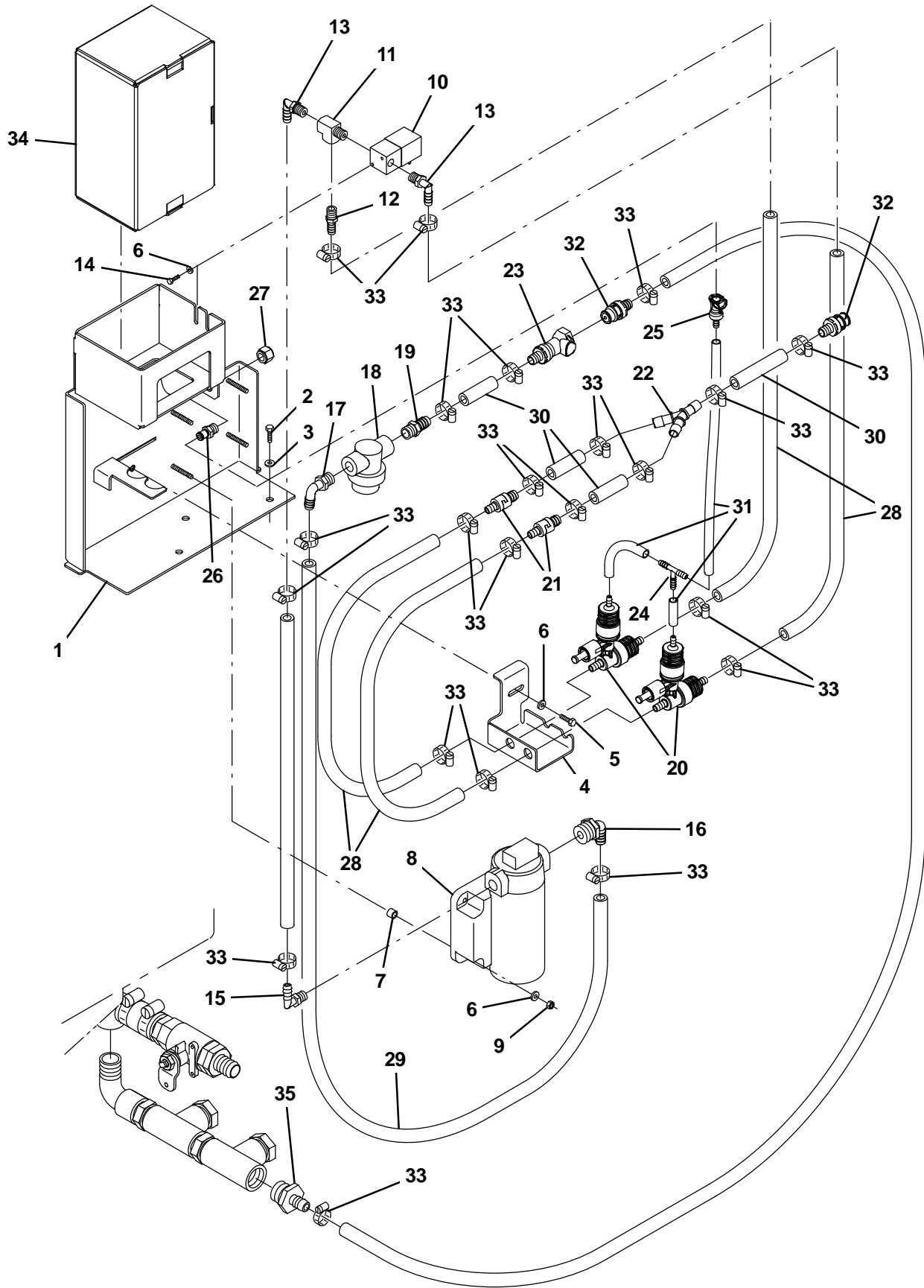


Fig. 18 – FaST Pumps and Detergent Group (004792–)

Ref.	Part No.	Serial Number	Description	Qty.
1	1050771	(004792–)	Bracket Wldt [7300/8300 Fast li+]	1
2	16735	(004792–)	Screw, Hex, M8 X 1.25 X 16, 8.8	3
3	32491	(004792–)	Washer, Flat, 0.31, Std	3
4	1050805	(004792–)	Bracket, Mtg [Fast li+]	1
5	06942	(004792–)	Screw, Hex, M6 X 1.00 X 16, 8.8	1
6	01683	(004792–)	Washer, Flat, 10, Ss	7
7	360801	(004792–)	Sleeve, 0.32b 0.50d 0.3l, 2cham, Ss	4
8	1045633	(004792–)	Pump, Soltn, 36vdc, 65psi [Fast li+]	1
9	06549	(004792–)	Nut, Hex, Lock, M5 X 0.80, NI	4
10	1028581	(004792–)	Valve, Water, Solenoid, 36vdc 6.0mm Pf04	1
11	150709	(004792–)	Fitting, Brs, Tee, Pm04/Pf04/Pf04, Run	1
12	150540	(004792–)	Fitting, Plstc, Str, Bm06/Pm04	1
13	57248	(004792–)	Fitting, Plstc, E90, Bm06/Pm04, Nyl	2
14	12312	(004792–)	Screw, Hex, M5 X 0.80 X 12, 8.8	2
15	1049259	(004792–)	Fitting, Nyl, Qdc, E90, Bm06/ Qm10	1
16	1049254	(004792–)	Fitting, Nyl, Qdc, E90, Bm08/ Qm10	1
17	64778	(004792–)	Fitting, Plstc, E90, Bm08/Pm06	1
18	1005302	(004792–)	Filter, In-Line, Pf06/Pf06 080mesh 02.6l	1
19	64743	(004792–)	Fitting, Plstc, Str, Bm08/Pm06	1
20	1070035	(004792–)	Injector Assy [Gen III] (See Breakdowns)	2
21	1035794	(004792–)	Valve, Check, 0005psi Bm06/Bm08	2
22	1010668	(004792–)	Fitting, Plstc, Y, Bm08/Bm08/Bm08, Nyl	1
23	1017413	(004792–)	Housing, Cplg, Qf / Pm08	2
24	150713	(004792–)	Fitting, Plstc, Tee, Bm04/Bm04/Bm04	1
25	1002898	(004792–)	Fitting, Plstc, Str, Bm04, Cplg, Fem	1
26	1002899	(004792–)	Fitting, Plstc, Str, Pm04, Cplg, Mal	1
27	1005435	(004792–)	Fitting, Plstc, Pipe, Cap, Pf04	1
28	1006400	(004792–)	Hose, Afmkt, Pvc, Brd, 0.38id, 03ft, Clr	2
29	1011521	(004792–)	Hose, Afmkt, Pvc, Brd, 0.50id, 02ft, Clr	1
30	1011403	(004792–)	Hose, Afmkt, Pvc, Brd, 0.50id, 01ft, Clr	1
31	1014986	(004792–)	Hose, Afmkt, Pvc, Clr, 0.25id, 02ft	1
32	1017415	(004792–)	Insert, Cplg, Qm, Bm08	2
33	54333	(004792–)	Clamp, Hose, Wormdrive, 0.31–0.88d, .31w	22
34	1021878	(004792–)	Fast 665 4 Ltr, Detergent	1
34	9002022	(004792–)	Fast 965 4 Ltr, Detergent	1
35	79273–1	(004792–)	Fitting, Plstc, Str, Bm08/Pm12	1

Fig. 19 - Solution Control Group

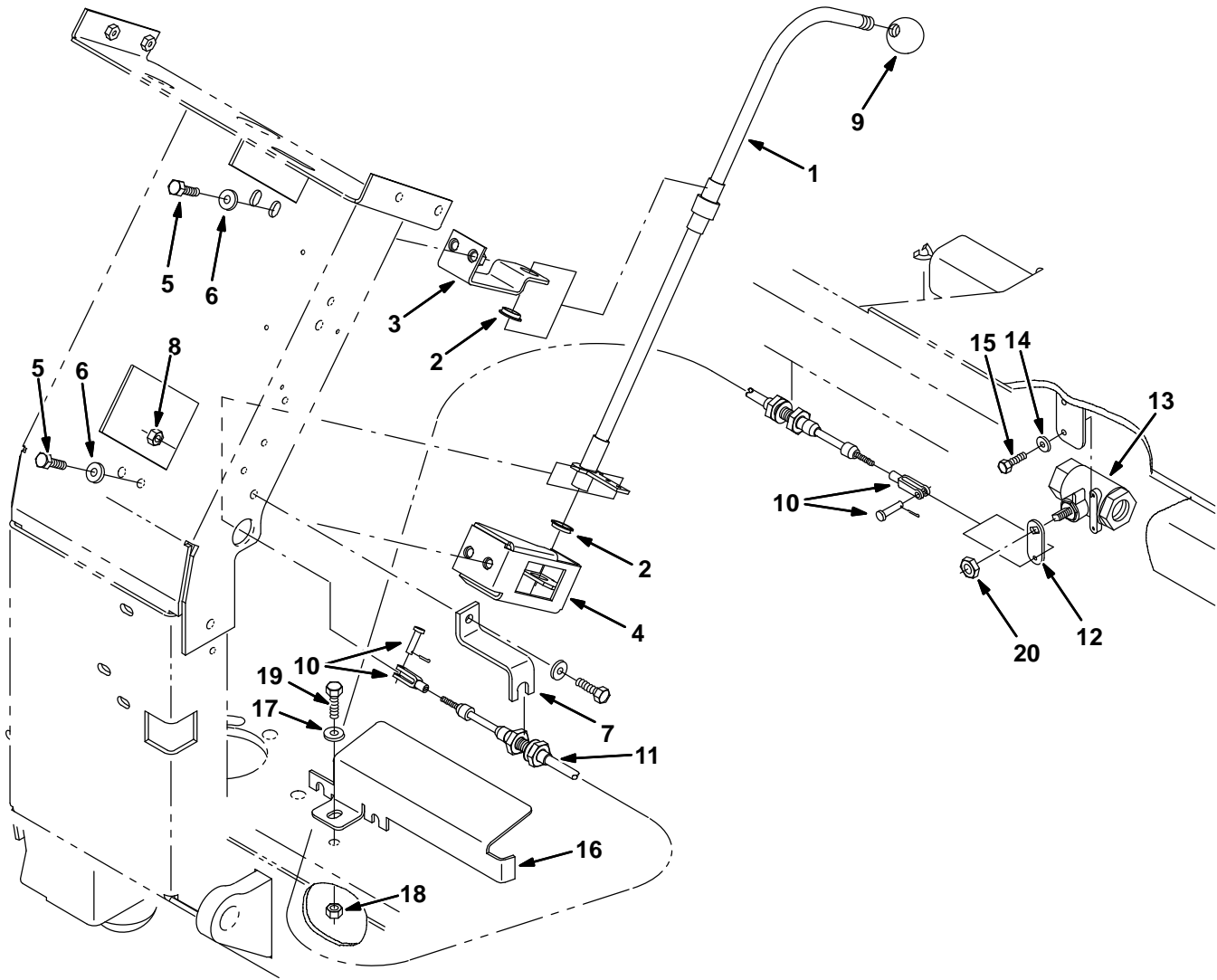


Fig. 19 – Solution Control Group

Ref.	Part No.	Serial Number	Description	Qty.
1	386116	(000000–) Rod Wldt	1
2	04843	(000000–) Bushing, Flng, 0.63b 0.72d 0.25l	2
3	1056929	(000000–) Bracket, Handle, Water, Iron Gray	1
4	1056928	(000000–) Bracket Wldt, Hose, Water, Iron Gray	1
5	16735	(000000–) Screw, Hex, M08 X 1.25 X 16, 8.8	5
6	32491	(000000–) Washer, Flt, .31 Std	4
7	1056850	(000000–) Bracket, Cntrl, Cable, Iron Gray	1
8	08709	(000000–) Nut, Hex, Lock, M08 X 1.25, NI	1
9	26156	(000000–) Knob, 0.50–20, 1.38d, Plstc	1
10	27880	(000000–) Clevis, Adj, 0.19pin, #10–32	2
11	386351	(000000–) Cable, Push Pull	1
12	1057068	(000000–) Lever, Valve, Water, Iron Gray	1
13	79350	(000000–) Valve, Water	1
14	01683	(000000–) Washer, Flt, #10 Ss	2
15	42011	(000000–) Screw, Hex, #10–24 X 0.50, Ss	2
16	387425	(000000–006999) Bracket, Guard	1
16	1056481	(007000–) Bracket, Guard, Iron Gray	1
17	01684	(000000–) Washer, Flt, .25 Ss	1
18	08712	(000000–) Nut, Hex, Lock, M06 X 1.0, NI, Ss	1
19	09007	(000000–) Screw, Hex, M06 X 1.0 X 25, Ss	1
20	363453	(000000–) Nut, Hex, Lock, .44–20, NI, Thin	1

Fig. 20 – Recovery Tank Group

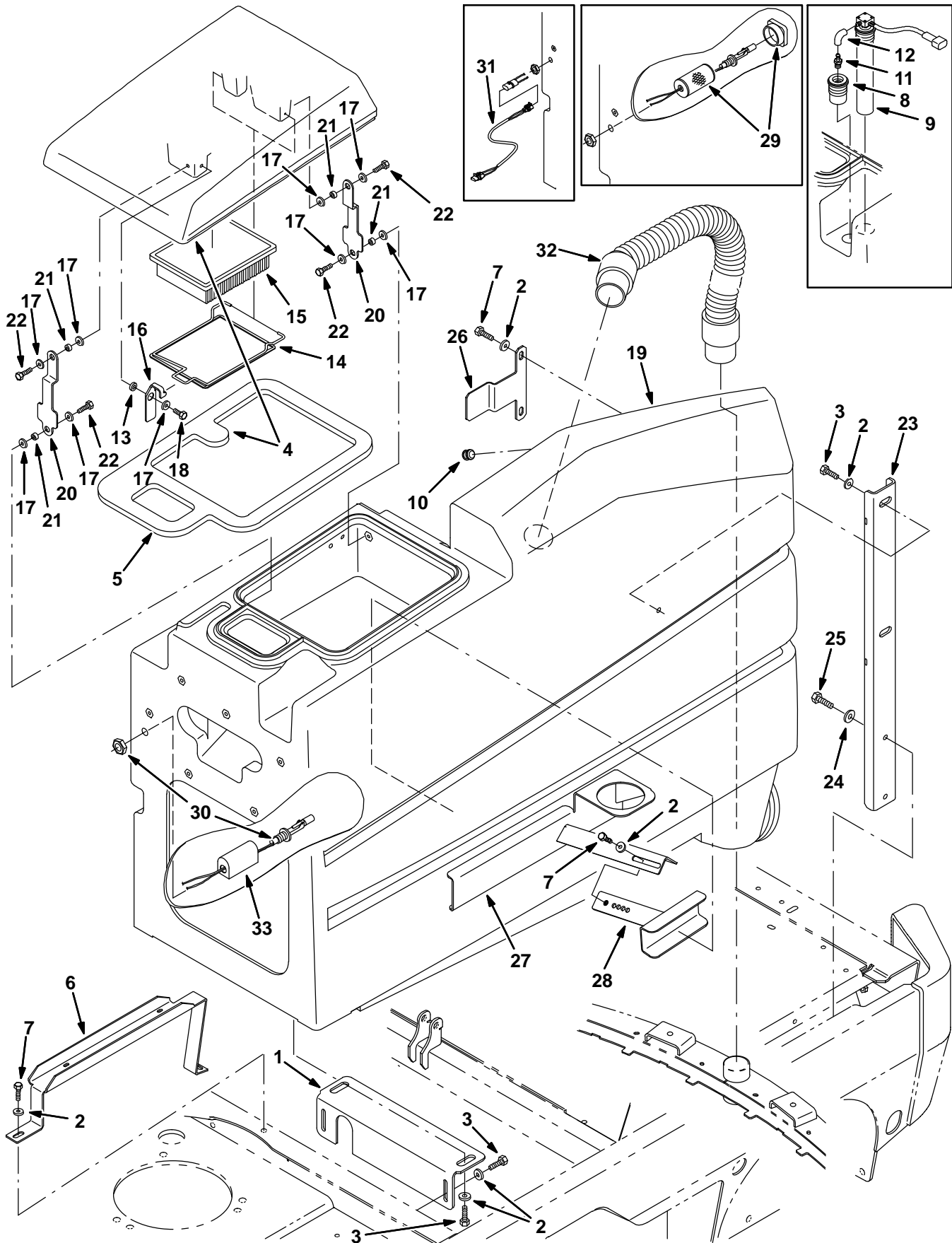


Fig. 20 - Recovery Tank Group

Ref.	Part No.	Serial Number	Description	Qty.
	1	1056849	(000000-) Bracket, Mtg, Tank, Iron Gray	1
	2	01685	(000000-) Washer, Flt, .31 Ss	14
	3	12273	(000000-) Screw, Hex, M08 X 1.25 X 20, Ss, NI	6
▽	4	387593	(000000-006999) Kit, Cover, Recvy, W/Gasket	1
▲	5	386223	(000000-006999) Gasket, Tank, Recovery	1
▽	4	9006966	(007000-) Cover Kit, Recvy, W/ Gasket, Teal	1
▲	5	386223	(007000-) Gasket, Ure, .50, 12.65w 18.89l, Adh	1
	6	1056857	(000000-) Bracket, Harness, Iron Gray	1
	7	09740	(000000-) Screw, Hex, M08 X 1.25 X 20, Ss	6
	8	385750	(000000-003426) Tube Assy, 2 Inch	1
	9	375429	(000000-003426) Switch Assy, Press, 4 Inch	1
	10	386424	(000000-) Plug, Cap	1
	11	386425	(000000-003426) Fitting, Plstc, [90 Bm03/Pm02]	1
	12	13292	(000000-003426) Hose, Vacuum, 0.16id X 05.0l	2
	13	386785	(000000-) Spacer, Latch, Filter	1
	14	387615	(000000-) Bracket, Retainer, Filter	1
	15	1037822	(000000-) Filter, Panl, Dust, 2.0 X 06.1 X 07.6	1
	16	386325	(000000-) Bracket, Retaining, Filter	1
	17	01685	(000000-) Washer, Flt, 0.38B 0.88D .08, Ss	9
	18	15675	(000000-) Screw, Hex, M08 X 1.25 X 16, Ss	1
	19	387686	(000000-006999) Tank Kit, Recvy, W/ Label, Replmt [8300]	1
	19	9006975	(007000-) Tank Kit, Recvy, W/ Label, Teal, Replmt	1
	20	386108	(000000-) Bar	2
	21	360801	(000000-) Sleeve	4
	22	12273	(000000-) Screw, Hex, M08 X 1.25 X 20, Ss, NI	4
	23	386160	(000000-) Channel	1
	24	01686	(000000-) Washer, Flt, .38 Ss	2
	25	77347	(000000-) Screw, Hex, M10 X 1.5 X 35, Ss	2
	26	1056868	(000000-) Bracket, Retaining, Iron Gray	1
	27	386444	(000000-) Bracket Wldt, Tank	1
	28	386445	(000000-) Bracket Wldt, Tank	1
	29	375302	(003427-004029) Strainer, Soltn, Switch Guard (Repl. By 387649)	1
	30	222822	(003427-003859) Sensor, Level, Liquid [Magnetic]	1
	30	385685	(003860-) Sensor, Level, Liquid, 14vdc 01a .62-11	1
	31	369766	(003427-003859) Harness, Sensor, Jumper	1
	32	386267	(000000-) Hose, Vacuum, 91.0l	1
	33	1019285	(004030-) Bracket, Protector, Float Switch	1

Fig. 21 – Recovery Tank Drain Assembly

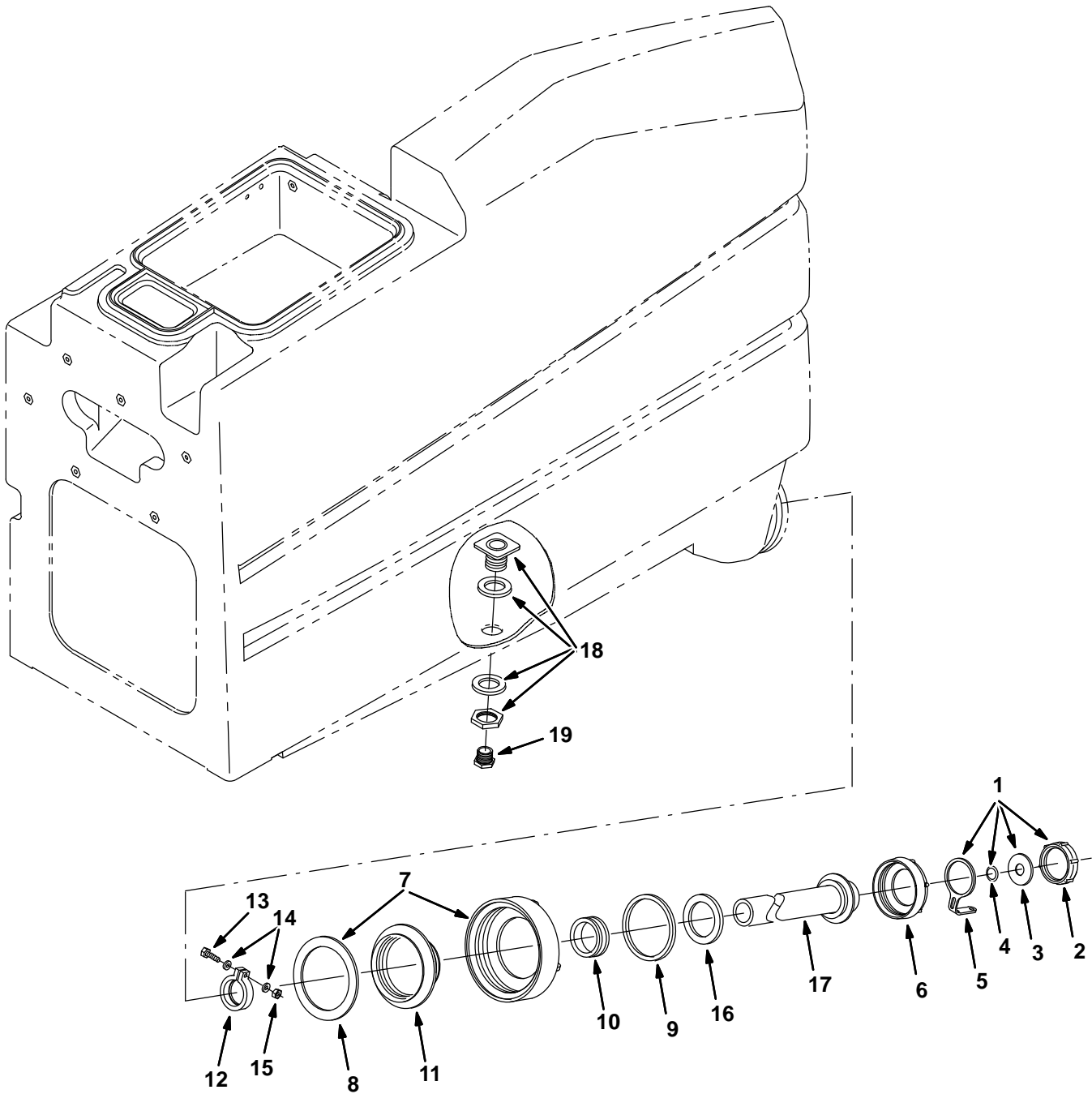


Fig. 21 - Recovery Tank Drain Assembly

	Ref.	Part No.	Serial Number	Description	Qty.
▽		387201	(000000-) Hose Assy, Drain	1
▲▽	1	32501	(000000-) Kit, Cap, Drain	1
▲▲	2	32613	(000000-) Cap, Tank, Drain, 2.25 Thread Pye	1
▲▲	3	32614	(000000-) Gasket, Cap	1
▲▲	4	32669	(000000-) Ring, Retaining, Ext, 0.75d, Ss	1
▲▲	5	32508	(000000-) Strap	1
▲	6	14880	(000000-) Cap, Tank, Drain, 3.85 Thread Pye	1
▲▽	7	24358	(000000-) Cap, Tank	1
▲▲	8	1031699	(000000-) Gasket, .19, 4.05id 5.29od [Buna]	1
▲	9	79320	(000000-) Gasket, Cap, Drain	1
▲	10	41421	(000000-) Seal	1
▲	11	14864	(000000-) Cover, Insert	1
▲	12	41454	(000000-) Clamp, Hose, Plstc, 1.60d X 0.62w	1
▲	13	12316	(000000-) Screw, Hex, M05 X 0.8 X 25, Ss	1
▲	14	01683	(000000-) Washer, Flt, #10 Ss	1
▲	15	09739	(000000-) Nut, Hex, Lock, M05 X 0.8, NI, Ss	1
▲	16	41451	(000000-) Gasket, Lid	1
▲	17	386423	(000000-) Hose Assy, Drain	1
	18	377349	(000000-) Fitting, Plstc, Bkhd, Pf12/Pf12	1
	19	75611	(000000-) Fitting, Plstc, Plug, Pm12	1

Fig. 22 – Scrubber Vacuum Fan Group

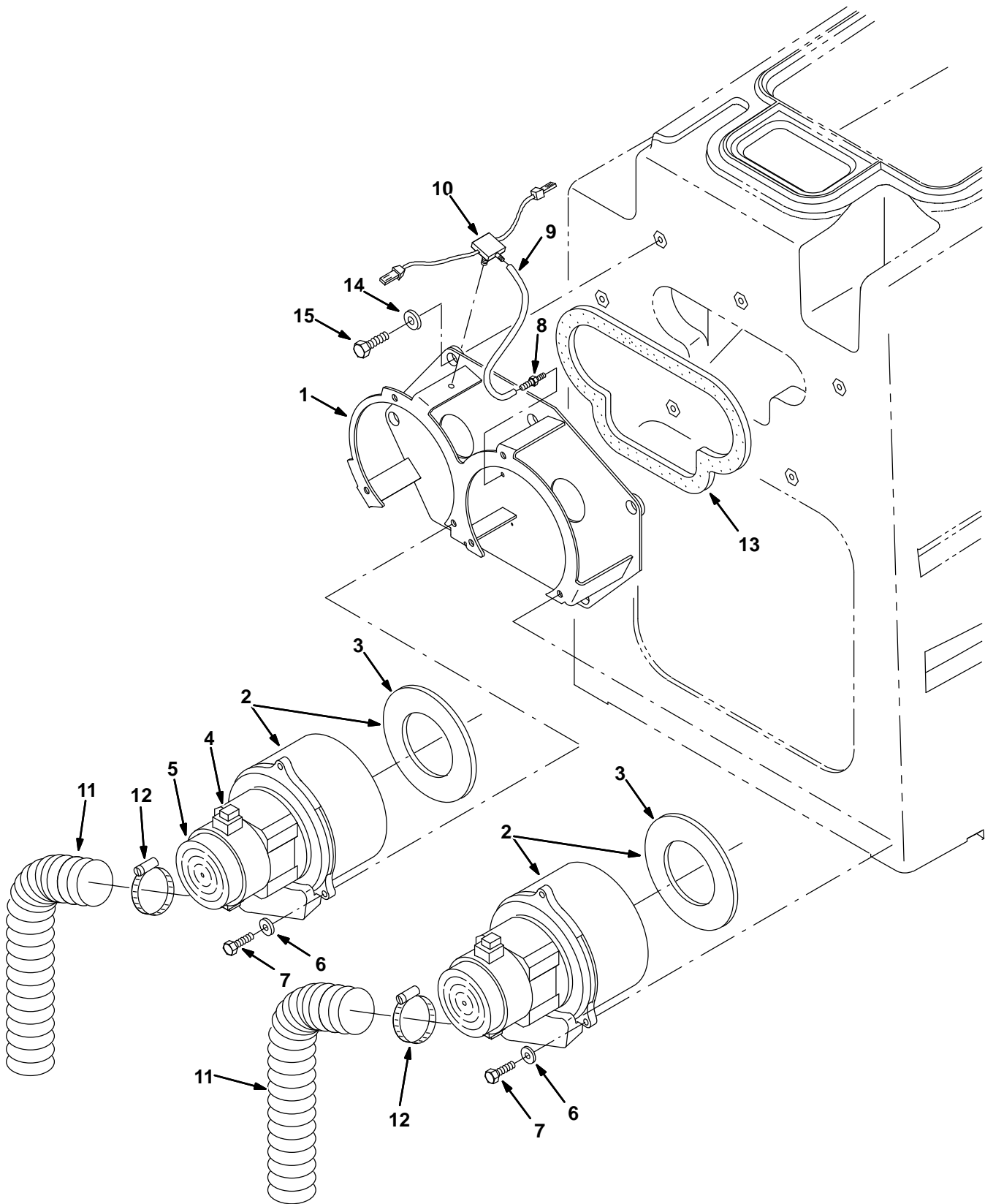


Fig. 22 – Scrubber Vacuum Fan Group

Ref.	Part No.	Serial Number	Description	Qty.
	1	386321	(000000-004671) Bracket Wldt, Mtg, Fan	1
	1	1056941	(004672-) Bracket Wldt, Mtg, Fan, Iron Gray	1
▽	2	17363	(000000-003389) Fan Assy, Vacuum (See Breakdown) (Replaced by 398520)	2
▲	3	223264	(000000-003389) Seal, Rbr, Clsd, 0.25th, 5.8d 03.3h	1
▽	2	398520	(003390-004671) Fan Assy, Vacuum (See Breakdown)	2
▲	3	223264	(003390-004671) Seal, Rbr, Clsd, 0.25th, 5.8d 03.3h	1
▽	2	9004054	(004672-) Motor Kit, Vacuum, Replmt	1
▲	3	223264	(004672-) Seal, Rbr, Clsd, 0.25th, 5.8d 03.3h	1
▲	4	1041772	(004672-) Brush Kit, Motor	1
▲	5	1041766	(004672-) Cover, Cooling Fan	1
	6	32483	(000000-) Washer, Flat, 0.25, Sae	6
	7	06943	(000000-) Screw, Hex, M6 X 1.00 X 20, 8.8	6
	8	40607	(000000-) Fitting, Brs, Str, Pm02/Bm03	1
	9	13292	(000000-) Hose, Vacuum, 0.16id X 05.0l	1
	10	386349	(000000-) Switch, Vacuum, Dual Level	1
	11	387499	(000000-) Hose, Vacuum	2
	12	22297	(000000-) Clamp, Hose, Wormdrive, 1.56-2.50d	2
	13	386323	(000000-) Gasket, Mtg, Fan	1
	14	13248	(000000-) Washer, 0.40b 1.12d .12, Stl, PI	6
	15	15675	(000000-) Screw, Hex, M08 X 1.25 X 16, Ss	6

Fig. 23 - Scrub Head Lift Group

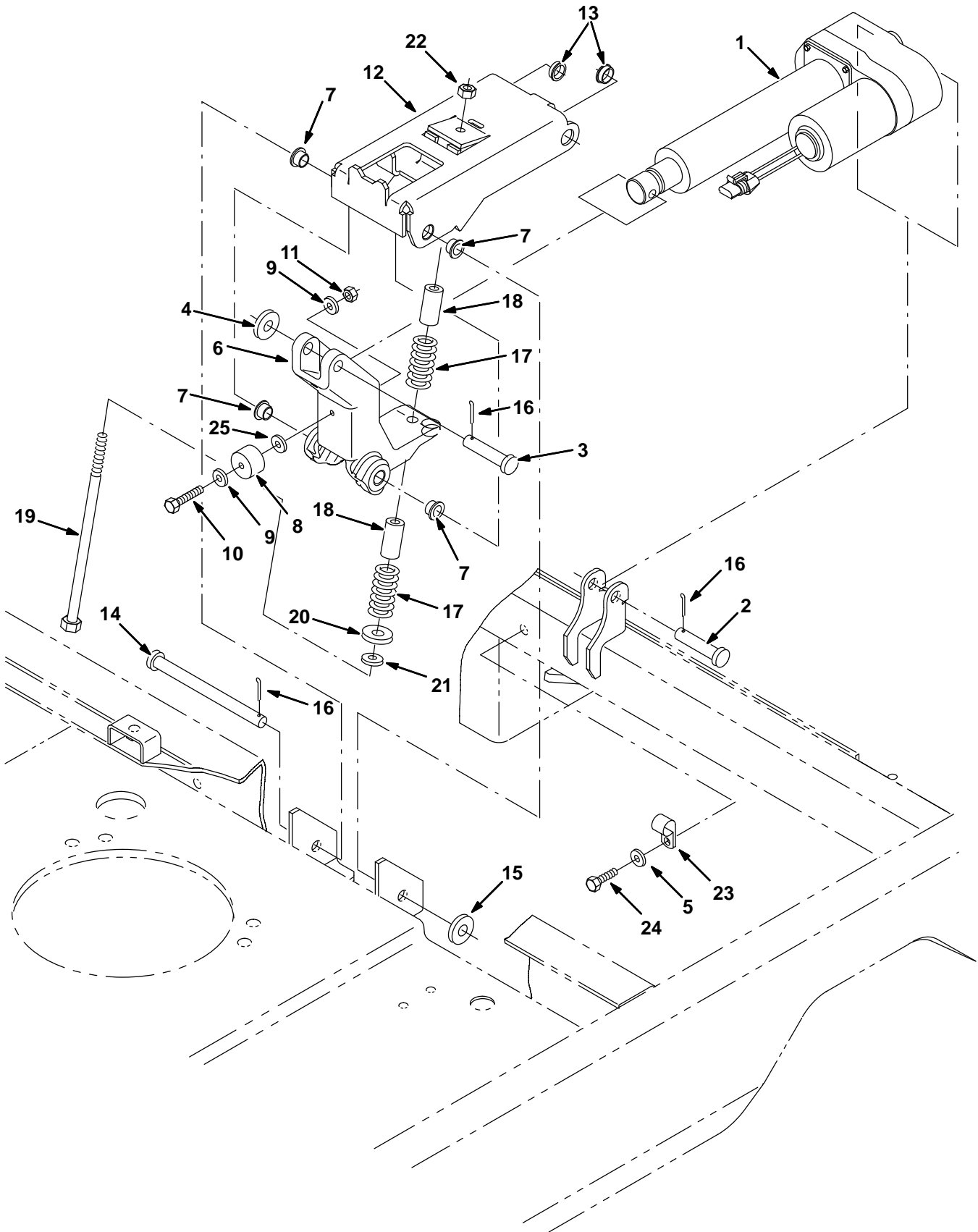


Fig. 23 – Scrub Head Lift Group

Ref.	Part No.	Serial Number	Description	Qty.
1	386985	(000000–) Actuator, 36vdc, 7.0stroke, 700lb	1
2	43290	(000000–) Pin, Clevis, 0.50 D X 1.75l	1
3	06279	(000000–) Pin, Clevis, 0.50 D X 2.50l	1
4	32493	(000000–) Washer, Flt, .50 Std	1
5	01684	(000000–) Washer, Flt, .25 Ss	1
6	1056919	(000000–) Bellcrank, Lift, Head, Iron Gray	1
7	15648	(000000–) Bushing, Flng, 0.50b 0.59d 0.38l	4
8	386988	(000000–) Bumper, Rbr, 1.19d .72l	1
9	01683	(000000–) Washer, Flt, #10 Ss	2
10	24199	(000000–) Screw, Hex, M05 X 0.8 X 16, Ss	1
11	09739	(000000–) Nut, Hex, Lock, M05 X 0.8, NI, Ss	1
12	1056842	(000000–) Arm Wldt, Lift, Scb Head, Gray [7300]	1
13	04843	(000000–) Bushing, Flng, 0.63b 0.72d 0.25l	2
14	51225	(000000–) Pin, Clevis, 0.50 D X 5.50l	1
15	41619	(000000–) Washer, Flt, .50 Ss	1
16	08182	(000000–) Pin, Cotter, .125 X 1.00	3
17	386049	(000000–) Spring, Cmpr, 1.5 Od .75id X 2.5l	2
18	386961	(000000–) Sleeve, .38b X .75d X 1.5l, Bronze	2
19	14455	(000000–) Screw, Hex, M08 X 1.25 X 160, 8.8	1
20	41619	(000000–) Washer, Flt, .50 Ss	1
21	01685	(000000–) Washer, Flt, .31 Ss	1
22	08713	(000000–) Nut, Hex, Lock, M08 X 1.25,NI, Ss	1
23	26395–1	(000000–) Clamp, Cable, Stl, 0.56d X 0.38w, 1h	1
24	12459	(000000–) Screw, Hex, M06 X 1.0 X 20, Fmg	1
25	13248	(000000–) Washer, Flat, 0.40b 1.12d .12, Stl, PI	1

STANDARD PARTS

Fig. 24 – Max Pro 1000 (Disc-Brush) Scrub Head Frame Group

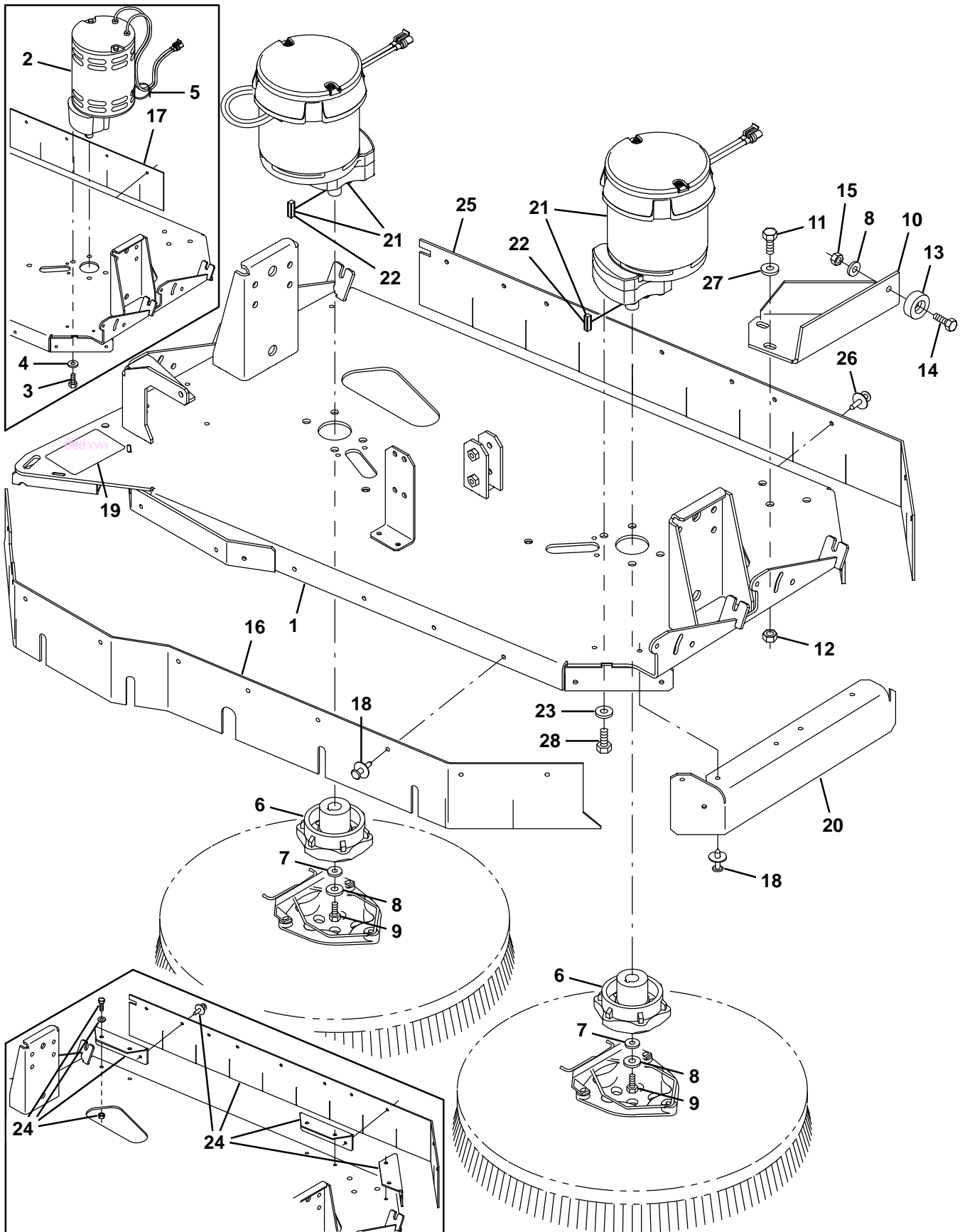


Fig. 24 – Max Pro 1000 (Disc-Brush) Scrub Head Frame Group

Ref.	Part No.	Serial Number	Description	Qty.	
1	1056862	(000000-007361)	Frame Wldt, Scb Head, 2 Brush, Ele, Gray	1	
1	1068417	(007362-	Frame Wldt, Scb Head, 2 Brush, Ele, Gray	1	
2	386687	(000000-007321)	Motor, Ele, 36vdc 1.00hp 0300rpm, Gear (Standard) (See Breakdown) (Replaced by 9010162)	2	
2	386679	(000000-003244)	Motor, Gear, Ele, 1.5hp, 36vdc, 300rpm (Replaced by 387585AM) (See Breakdowns)	2	
2	387585	(003245-007334)	Motor, Ele, 36vdc 1.50hp 0300rpm, Gear (Heavy Duty) (See Breakdown) (Replaced by 9010161)	2	
3	34195	(000000-007321)	Screw, Hex, .38-16 X 1.00, NI	8	
4	01686	(000000-007321)	Washer, Flt, .38 Ss	8	
5	49263	(000000-007321)	Tie, Cable, Nyl, 11.4l .19w 3.0 Max D	2	
6	377364	(000000-	Hub, Drive, Brush, Disk, 0.75B 6T	2	
7	41186	(000000-	Washer, Belleville, .31	2	
8	01685	(000000-	Washer, Flt, .31 Ss	3	
9	32124	(000000-	Screw, Hex, .31-18 X 1.00, Ss, NI	2	
10	1056841	(000000-	Bracket, Stop, Frame, Iron Gray	1	
11	09028	(000000-	Screw, Hex, M10 X 1.5 X 25, Ss	3	
12	08714	(000000-	Nut, Hex, Lock, M10 X 1.5, NI, Ss	3	
13	15023	(000000-	Bumper, Pye	1	
14	09010	(000000-	Screw, Hex, M08 X 1.25 X 25, Ss	1	
15	08713	(000000-	Nut, Hex, Lock, M08 X 1.25,NI, Ss	1	
16	386387	(000000-	Skirt, Front, Scrub Head, 2-Brush, Ele	1	
17	386388	(000000-007361)	Skirt, Rear, Scrub Head, 2-Brush, Ele	1	
18	72968	(000000-	Rivet, Plstc, .250 X 0.898	24	
19	365156	(000000-	Label Set, Info/Hzrd, [Maxpro]	1	
20	387294	(000000-	Skirt, Side, Scrub Head, 2-Brush, Ele	2	
▽	21	9010162	(007322-	Motor Kit, Ele 36vdc 300rpm 1.0hp	2
▲	22	00928	(007322-	Key Square 0.25 X 0.25, 01.00L	1
▲		1066573	(007322-	Brush Kit, Motor	1
▽	21	9010161	(007335-	Motor Kit, Ele 36vdc 300rpm 1.5hp	2
▲	22	00928	(007322-	Key Square 0.25 X 0.25, 01.00L	1
▲		1066573	(007335-	Brush Kit, Motor	1
23	1017218	(007322-	Washer, Flat, 0.32b 1.00d .12, Ss	8	
24	9009353	(000000-007361)	Skirt Kit, Modif, Rear [Maxpro1000]	1	
25	1062580	(007362-	Skirt, Rbr, .12, 04.50w 40.73l, 10/ Hole	1	
26	72968	(007362-	Rivet, Plstc, .250d X 0.90	6	
27	01686	(000000-	Washer, Flt, .38 Ss	3	
28	12333	(007322-	Screw, Hex, M8 X 1.25 X 25, Ss, NI	8	

Fig. 25 – Max Pro 1000 (Disc-Brush) Scrub Head Linkage Group

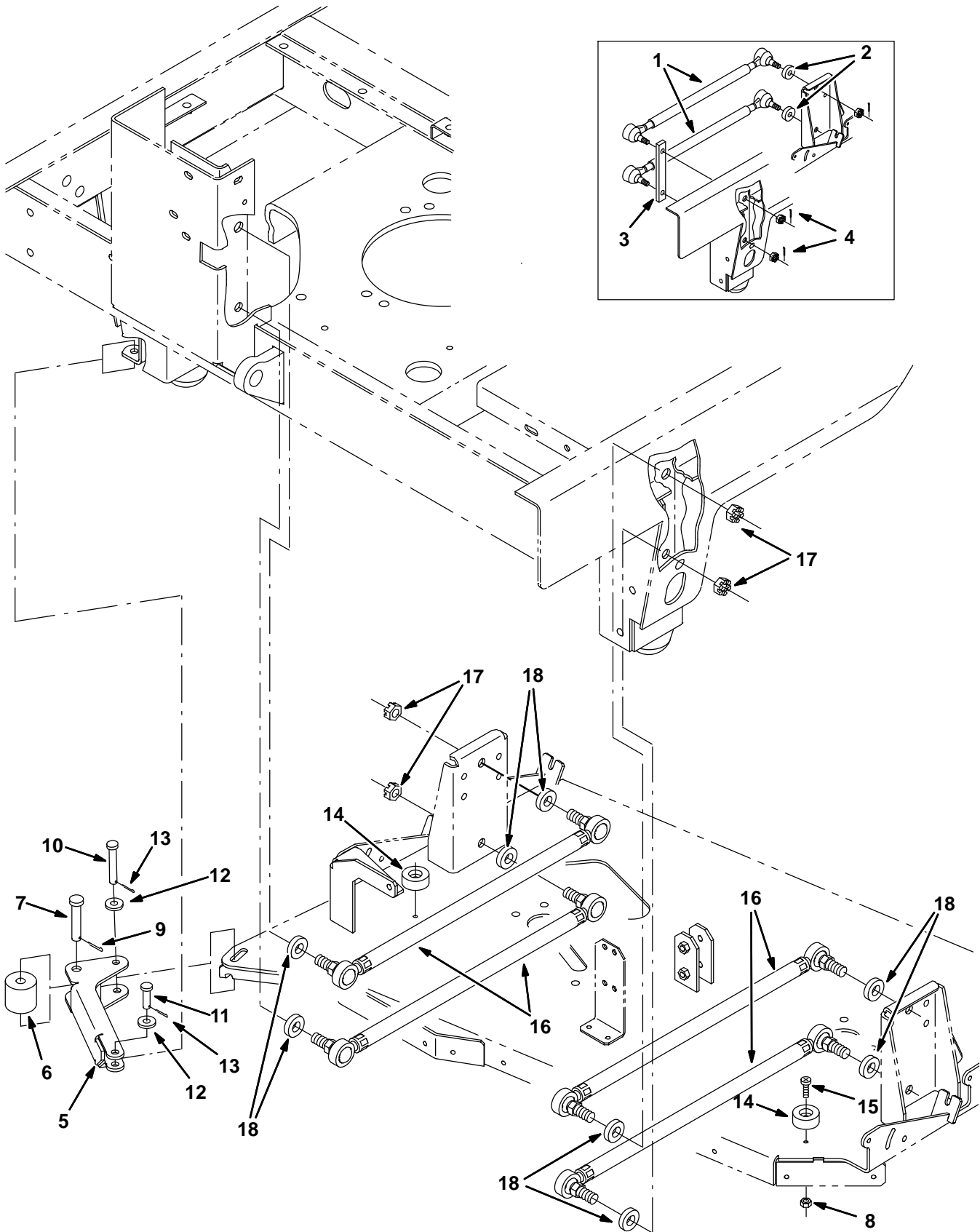


Fig. 25 – Max Pro 1000 (Disc-Brush) Scrub Head Linkage Group

Ref.	Part No.	Serial Number	Description	Qty.
1	14523	(000000-004780)	Link, Lift, Squeegee (Replaced by 9005752)	4
2	14524	(000000-004780)	Spacer, Washer	4
3	24254	(000000-004780)	Link, .38 1.0w 07.5l 2/1.5h	2
4	08346	(000000-004780)	Pin, Cotter, .125 X 0.75	8
5	1001099	(000000-006999)	Guard, Kick In, Scb Head	1
5	1056390	(007000-)	Guard, Kick In, Scb Head, Iron Gray	1
6	72946	(000000-)	Roller	1
7	06279	(000000-)	Pin, Clevis, 0.50 D X 2.50l	1
8	08712	(000000-)	Nut, Hex, Lock, M06 X 1.0, NI, Ss	2
9	08182	(000000-)	Pin, Cotter, .125 X 1.00	1
10	365180	(000000-)	Pin, Clevis, 0.38 D X 2.50l	1
11	29557	(000000-)	Pin, Clevis, 0.37 D X 1.31l	1
12	01686	(000000-)	Washer, Flt, .38 Ss	2
13	39005	(000000-)	Pin, Cotter, .094 X 0.75	2
14	364614	(000000-)	Bumper, Neo, 1.5d .63t .31h	2
15	08716	(000000-)	Screw, Hex, M06 X 1.0 X 20, Ss	2
16	1050195	(004781-)	Link Assy, Rod-End, .63-18	4
17	40814	(004781-)	Nut, Hex, Lock, .62-18, NI, Thin	8
18	1057066	(004781-)	Tube, 0.69id 1.25od 00.4l, Rod-End, Gray	8

STANDARD PARTS

Fig. 26 – Max Pro 1000 (Disc-Brush) Solution Valve Group

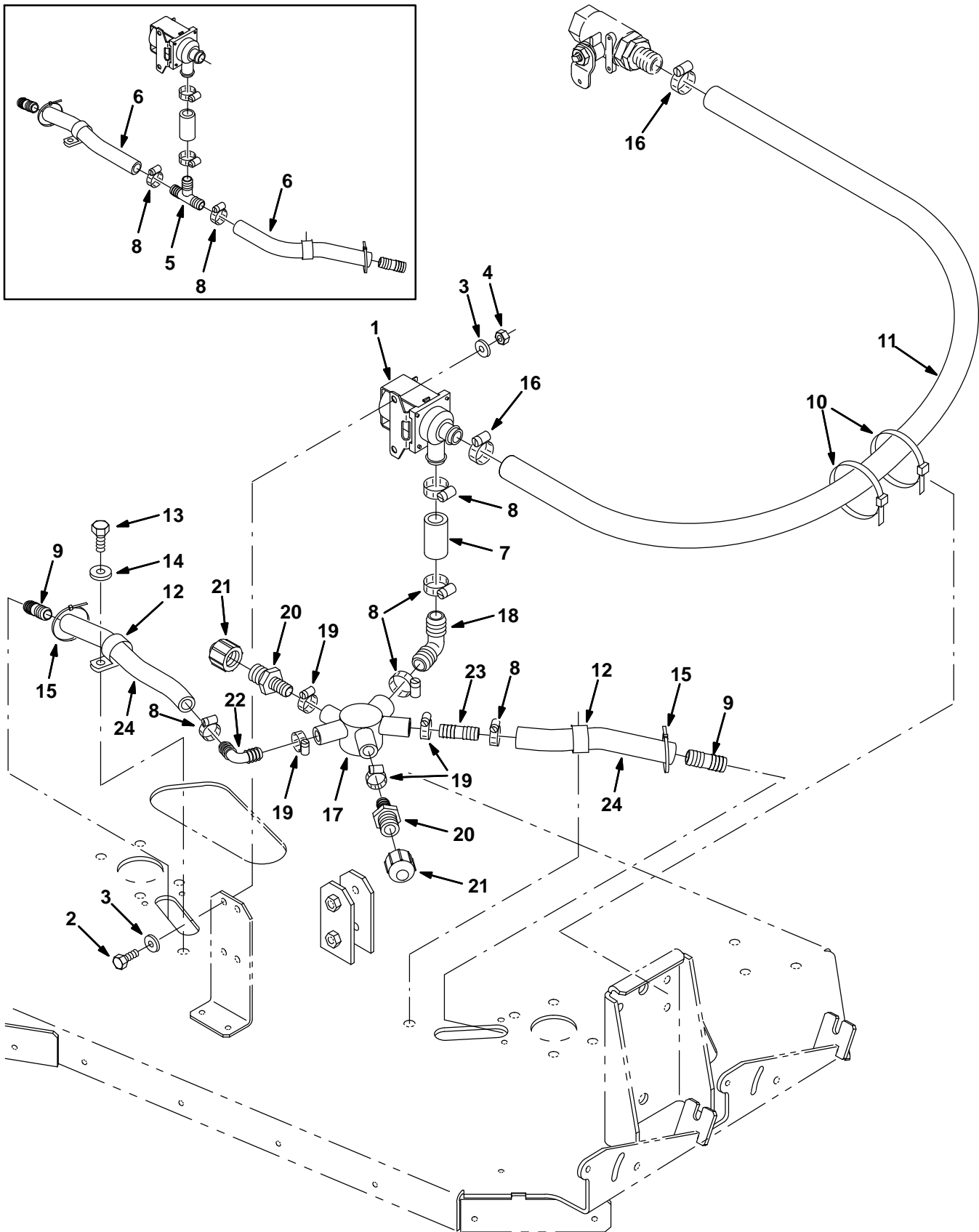


Fig. 26 - Max Pro 1000 (Disc-Brush) Solution Valve Group

Ref.	Part No.	Serial Number	Description	Qty.
1	84028	(000000-) Valve, Water	1
2	15678	(000000-) Screw, Hex, M06 X 1.0 X 16, Ss	2
3	32490	(000000-) Washer, Flt, .25 Std	4
4	08712	(000000-) Nut, Hex, Lock, M06 X 1.0, NI, Ss	2
5	16356	(000000-003817) Fitting, Plstc, Tee, Bm10/Bm10/Bm10	1
6	223699	(000000-003817) Hose, Pvc, Brd, 0.62id 0.91od 10.30l	1
7	16914	(000000-) Hose, Pvc, Brd, 0.75id 1.03od 02.00l	1
8	63810	(000000-) Clamp, Hose, Wormdrive, 0.56-1.06d, .56w	6
9	365164	(000000-) Fitting, Plstc, Str, Bm10/Bm10	2
10	44961	(000000-) Tie, Cable, Nyl, 14.5l .30w 4.0 Max D	2
11	73474	(000000-) Hose, Pvc, Brd, 0.75id 1.03od 44.50l	1
12	40678-1	(000000-) Clamp, Cable, Stl, 0.88d X 0.62w, 1h	2
13	12273	(000000-) Screw, Hex, M08 X 1.25 X 20, Ss, NI	2
14	01685	(000000-) Washer, Flt, .31 Ss	2
15	49266	(000000-) Tie, Cable, Nyl, 07.3l .19w 1.8 Max D	2
16	11399	(000000-) Clamp, Hose, Wormdrive, 0.81-1.50d	2
17	1012528	(003818-) Manifold, Soltn, Cntrl	1
18	40566	(003818-) Fitting, Plstc, E90, Bm12/Bm12	1
19	54333	(003818-) Clamp, Hose, Wormdrive, 0.31-0.88d, .31w	4
20	79273-4	(003818-) Fitting, Plstc, Str, Bm08/Pm08	2
21	1015558	(003818-) Fitting, Plstc, Cap, Pf08	2
22	63987-1	(003818-) Fitting, Plstc, E90, Bm08/Bm08	1
23	364631	(003818-) Fitting, Plstc, Str, Bm08/Bm08	1
24	1011521	(003818-) Hose, Afmkt, Pvc, Brd 0.50id 2ft	1

Fig. 27 – Max Pro 1000 (Disc-Brush) Solution Valve Group (FaST/ec-H2O)

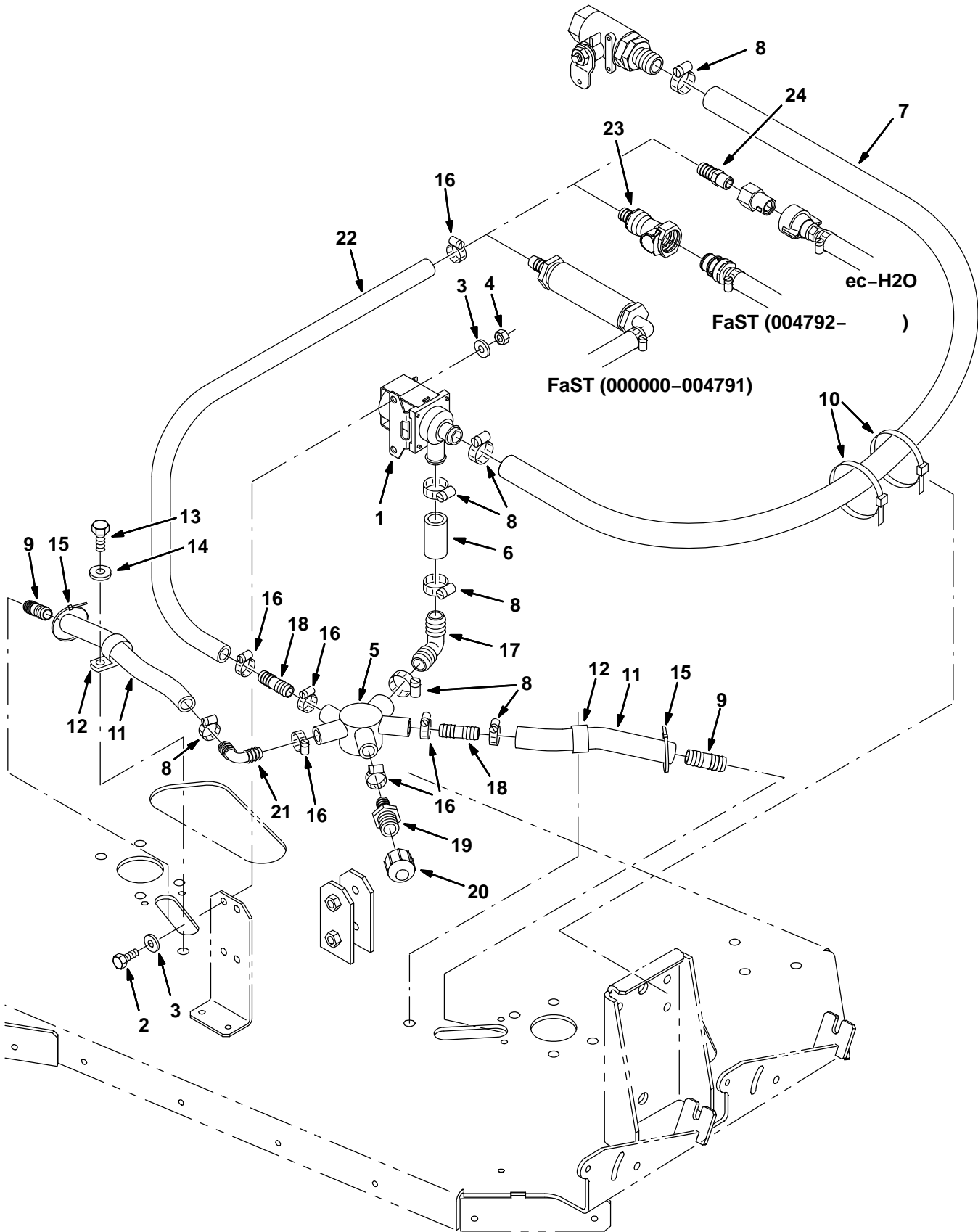


Fig. 27 – Max Pro 1000 (Disc-Brush) Solution Valve Group (FaST/ec-H2O)

Ref.	Part No.	Serial Number	Description	Qty.
1	84028	(000000-) Valve, Water	1
2	15678	(000000-) Screw, Hex, M06 X 1.0 X 16, Ss	2
3	32490	(000000-) Washer, Flt, .25 Std	4
4	08712	(000000-) Nut, Hex, Lock, M06 X 1.0, NI, Ss	2
5	1012528	(000000-) Manifold, Soltn, Cntrl	1
6	16914	(000000-) Hose, Pvc, Brd, 0.75id 1.03od 02.00l	1
7	1015045	(000000-) Hose, Afmkt, Pvc, Brd, 0.75id 8 Ft	1
8	63810	(000000-) Clamp, Hose, Wormdrive, 0.56-1.06d, .56w	10
9	365164	(000000-) Fitting, Plstc, Str, Bm10/Bm10	2
10	44961	(000000-) Tie, Cable, Nyl, 14.5l .30w 4.0 Max D	2
11	73474	(000000-) Hose, Pvc, Brd, 0.75id 1.03od 44.50l	2
12	40678-1	(000000-) Clamp, Cable, Stl, 0.88d X 0.62w, 1h	2
13	12273	(000000-) Screw, Hex, M08 X 1.25 X 20, Ss, NI	2
14	01685	(000000-) Washer, Flt, .31 Ss	2
15	49266	(000000-) Tie, Cable, Nyl, 07.3l .19w 1.8 Max D	2
16	54333	(000000-) Clamp, Hose, Wormdrive, 0.31-0.88d	6
17	40566	(000000-) Fitting, Plstc, E90, Bm12/Bm12	1
18	364631	(000000-) Fitting, Plstc, Str, Bm08/Bm08	2
19	79273-4	(000000-) Fitting, Plstc, Str, Bm08/Pm08	1
20	1015558	(000000-) Fitting, Plstc, Cap, Pf08	1
21	63987-1	(000000-) Fitting, Plstc, E90, Bm08/Bm08	1
22	1011403	(000000-) Hose, Afmkt, Pvc, Brd 0.50id 1ft	1
23	48610	(004792-) Fitting, Plstc, Str, Bm08/Pm04 (FaST)	1
24	1017413	(000000-) Housing, Cplg, Qf / Pm08 (ec-H2O)	1

STANDARD PARTS

Fig. 28 – Max Pro 1000 (Disc-Brush) Edge Scrub Group

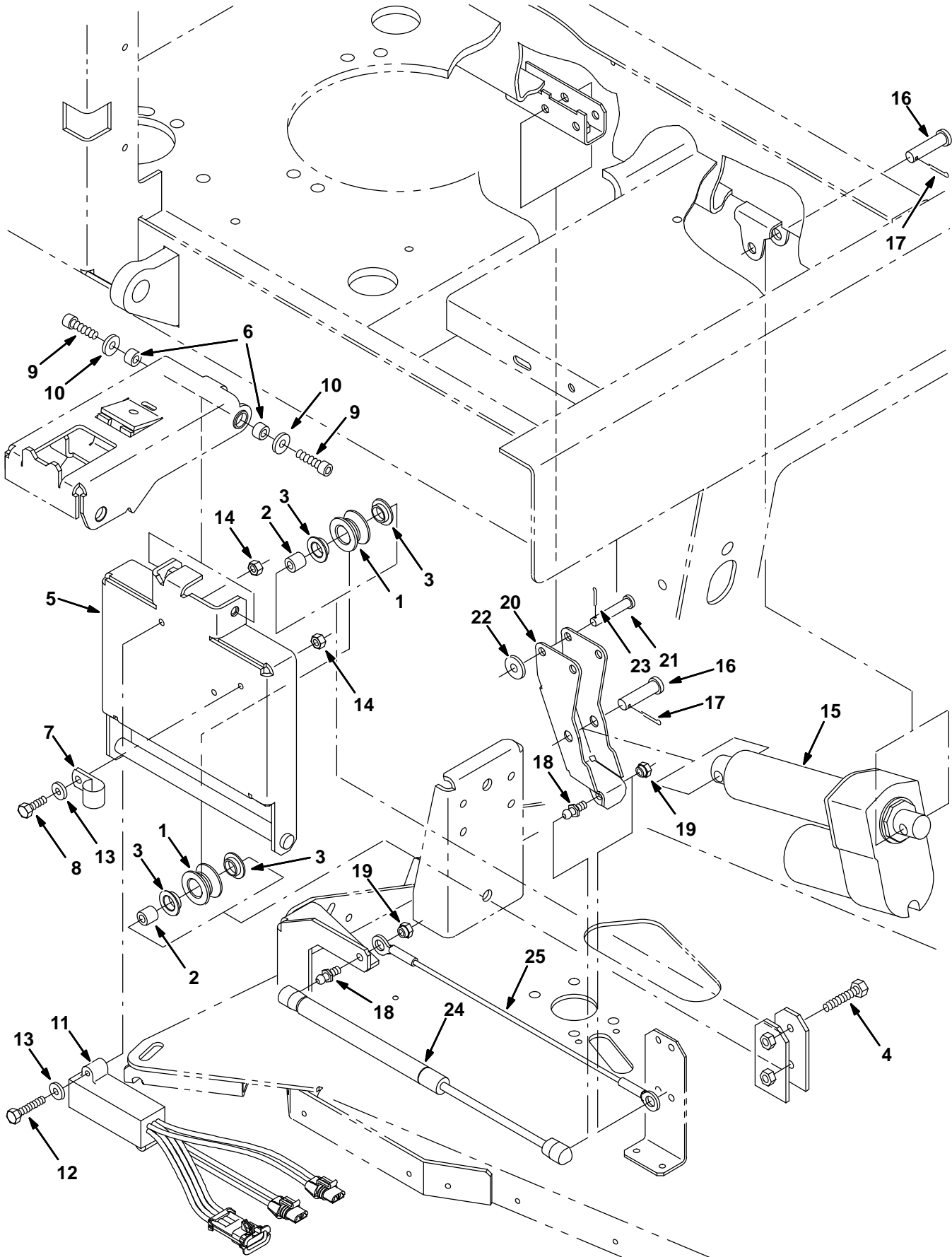


Fig. 28 – Max Pro 1000 (Disc-Brush) Edge Scrub Group

Ref.	Part No.	Serial Number	Description	Qty.
1	363120	(000000–)	Roller	2
2	222277	(000000–)	Sleeve	2
3	04843	(000000–)	Bushing, Flng, 0.63b 0.72d 0.25l	4
4	222505	(000000–)	Screw, Hex, M08 X 1.25 X 45, Ss	2
5	1056844	(000000–)	Rail Wldt, Lift, Disk Head, Iron Gray	1
6	222556	(000000–)	Sleeve	2
7	67767	(000000–)	Clamp, Cable, Stl, 0.69d X 0.62w, 1h	1
8	08716	(000000–)	Screw, Hex, M06 X 1.25 X 25, Ss, NI	1
9	39308	(000000–)	Screw, Hex, M08 X 1.00 X 20, Ss	2
10	01685	(000000–)	Washer, Flt, .31 Ss	2
11	363236	(000000–)	Shunt, 2 Std Motor, Blk [SCB 515] (For Standard Motor)	1
11	363237	(000000–)	Shunt, 2 Hd Motor, Red [SCB 515] (For Heavy Duty Motor)	1
12	33930	(000000–)	Screw, Hex, M06 X 1.0 X 40, Ss	2
13	01684	(000000–)	Washer, Flt, .25 Ss	3
14	08712	(000000–)	Nut, Hex, Lock, M06 X 1.0, NI, Ss	3
15	363152	(000000–)	Actuator, 36vdc, 02.7stroke 500lb	1
16	51534	(000000–)	Pin, Clevis, 0.50D X 2.00L	2
17	08182	(000000–)	Pin, Cotter, .125 X 1.00	2
18	58494	(000000–)	Stud, Ball, .39d .31–16, Gasspring	2
19	14725	(000000–)	Nut, Retainer, .31–18	2
20	1056845	(000000–)	Arm Wldt, Pivot, Side, Gray [7300/8300]	1
21	29584	(000000–)	Pin, Clevis, 0.37 D X 2.00l	1
22	01686	(000000–)	Washer, Flt, .38 Ss	1
23	39005	(000000–)	Pin, Cotter, .094 X 0.75	1
24	364858	(000000–)	Gasspring, 56lb, 6.3strk	1
25	364404	(000000–)	Cable, .13d, 15.5l, .50eye /.50eye	1

Fig. 29 – Max Pro 1000 (Disc-Brush) Right Side Squeegee Group

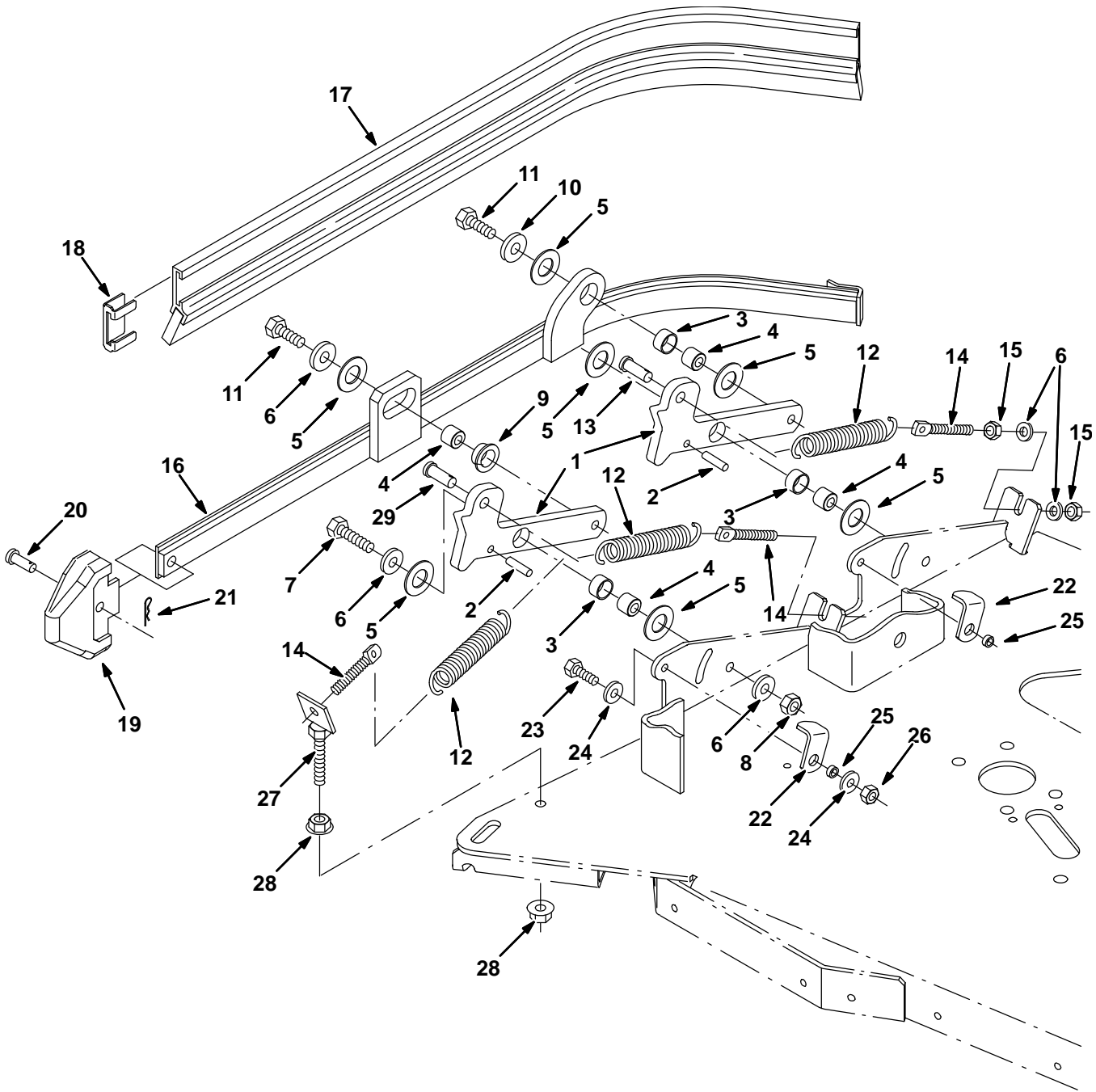


Fig. 29 – Max Pro 1000 (Disc-Brush) Right Side Squeegee Group

Ref.	Part No.	Serial Number	Description	Qty.
1	1056863	(000000–) Arm, Mtg, Side Sqge Frame, Ele, Gray	2
2	17404	(000000–) Pin, Roll, .250 D X 0.75l, .250/.256	2
3	71607	(000000–) Bushing, Sleeve, 0.63b 0.72d 0.38l	3
4	386356	(000000–) Sleeve, P/M, 0.625d 0.335b 0.52l Ss	4
5	64425	(000000–) Washer, Thrust, 0.61b 1.25d .06, Fgl	7
6	01685	(000000–) Washer, Flt, .31 Ss	7
7	09023	(000000–) Screw, Hex, M08 X 1.25 X 35, Ss	2
8	08713	(000000–) Nut, Hex, Lock, M08 X 1.25, NI, Ss	2
9	25735	(000000–) Bushing, Flng, 0.63b 0.75d 0.38l	2
10	01686	(000000–) Washer, Flt, .38 Ss	1
11	12333	(000000–) Screw, Hex, M08 X 1.25 X 25, Ss, NI	2
12	87816	(000000–) Spring, Extn, 0.75od X 0.09wir, 2.5l	3
13	76653	(000000–) Pin, Clevis, 0.37 D X 1.00l	1
14	386088	(000000–) Bolt, Eye, M8 X 1.25, 2.75l	3
15	07786	(000000–) Nut, Hex, Std, M08 X 1.25, Ss	6
16	386263	(000000–) Frame Wldt, Sqge, Side, Rh	1
17	386260	(000000–) Squeegee, Side	1
18	86759	(000000–) Retainer, Sqge	1
19	386986	(000000–) Guide, Point, Side Sqge	1
20	386987	(000000–) Pin, Clevis, 0.31d 0.88l	1
21	86866	(000000–) Pin, Hair Cotter, 0.38 D .072 Wir	1
22	386391	(000000–) Latch, Double Scrub, Side Sqge	2
23	08716	(000000–) Screw, Hex, M06 X 1.0 X 20, Ss	2
24	01684	(000000–) Washer, Flt, .25 Ss	4
25	80491	(000000–) Sleeve	2
26	08712	(000000–) Nut, Hex, Lock, M06 X 1.0, NI, Ss	2
27	1007632	(000000–) Bracket Wldt, Mtg, Spring	1
28	27980	(000000–) Nut, Hex, Flng, .38–16	2
29	29558	(000000–) Pin, Clevis, 0.37 D X 1.50l	1

Fig. 30 – Max Pro 1000 (Disc-Brush) Left Side Squeegee Group

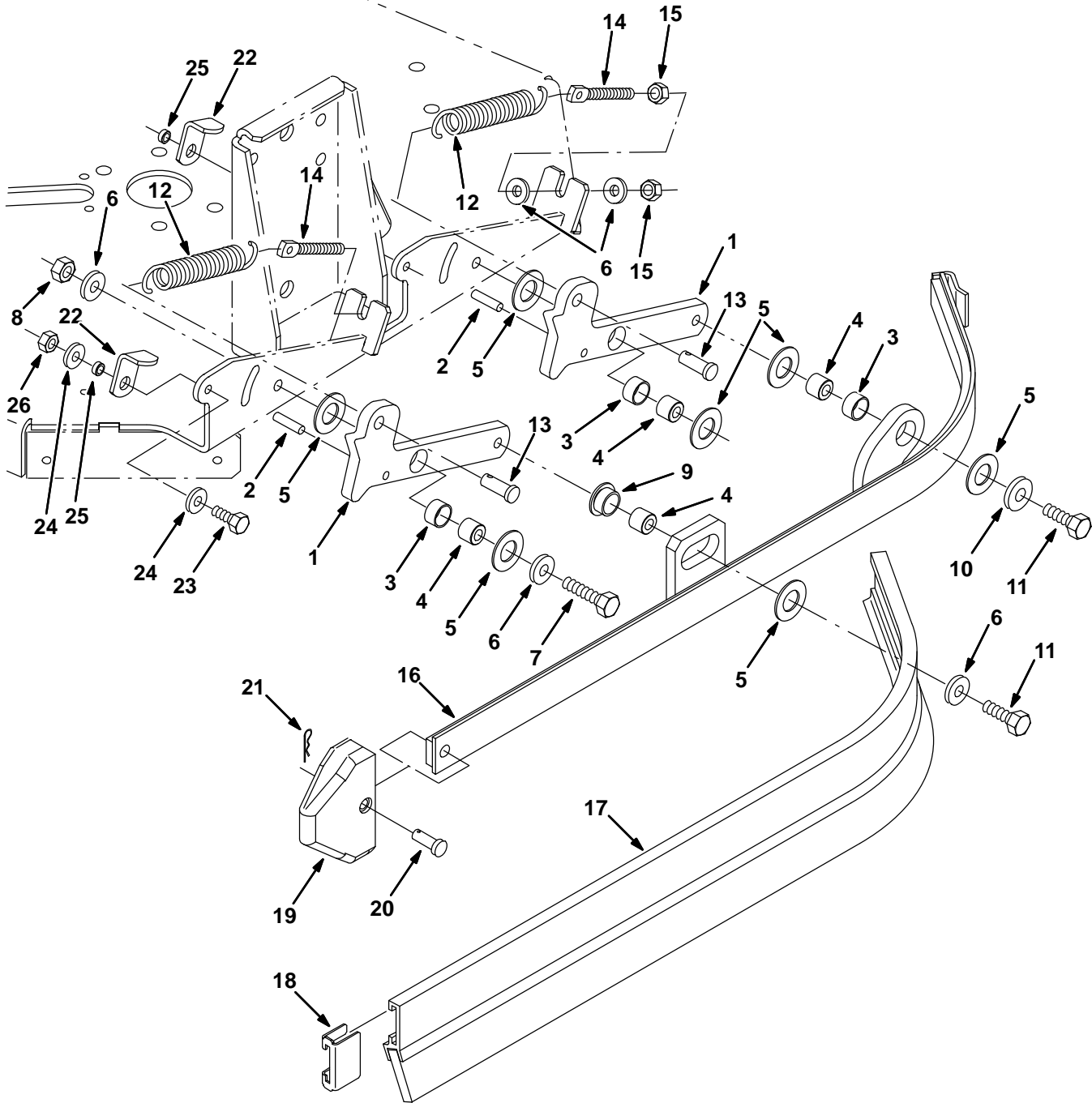


Fig. 30 – Max Pro 1000 (Disc-Brush) Left Side Squeegee Group

Ref.	Part No.	Serial Number	Description	Qty.
1	1056863	(000000–) Arm, Mtg, Side Sqge Frame, Ele, Gray	2
2	17404	(000000–) Pin, Roll, .250 D X 0.75l, .250/.256	2
3	71607	(000000–) Bushing, Sleeve, 0.63b 0.72d 0.38l	3
4	386356	(000000–) Sleeve, P/M, 0.625d 0.335b 0.52l Ss	4
5	64425	(000000–) Washer, Thrust, 0.61b 1.25d .06, Fgl	7
6	01685	(000000–) Washer, Flt, .31 Ss	7
7	09023	(000000–) Screw, Hex, M08 X 1.25 X 35, Ss	2
8	08713	(000000–) Nut, Hex, Lock, M08 X 1.25, NI, Ss	2
9	25735	(000000–) Bushing, Flng, 0.63b 0.75d 0.38l	1
10	01686	(000000–) Washer, Flt, .38 Ss	2
11	12333	(000000–) Screw, Hex, M08 X 1.25 X 25, Ss, NI	2
12	87816	(000000–) Spring, Extn, 0.75od X 0.09wir, 2.5l	2
13	76653	(000000–) Pin, Clevis, 0.37 D X 1.00l	2
14	386088	(000000–) Bolt, Eye, M8 X 1.25, 2.75l	2
15	07786	(000000–) Nut, Hex, Std, M08 X 1.25, Ss	4
16	386262	(000000–) Frame Wldt, Sqge, Side, Lh	1
17	386260	(000000–) Squeegee, Side	1
18	86759	(000000–) Retainer, Sqge	1
19	386986	(000000–) Guide, Point, Side Sqge	1
20	386987	(000000–) Pin, Clevis, 0.31d 0.88l	1
21	86866	(000000–) Pin, Hair Cotter, 0.38 D .072 Wir	1
22	386391	(000000–) Latch, Double Scrub, Side Sqge	2
23	08716	(000000–) Screw, Hex, M06 X 1.0 X 20, Ss	2
24	01684	(000000–) Washer, Flt, .25 Ss	4
25	80491	(000000–) Sleeve	2
26	08712	(000000–) Nut, Hex, Lock, M06 X 1.0, NI, Ss	2

Fig. 31 – Squegee Linkage Group, Rear

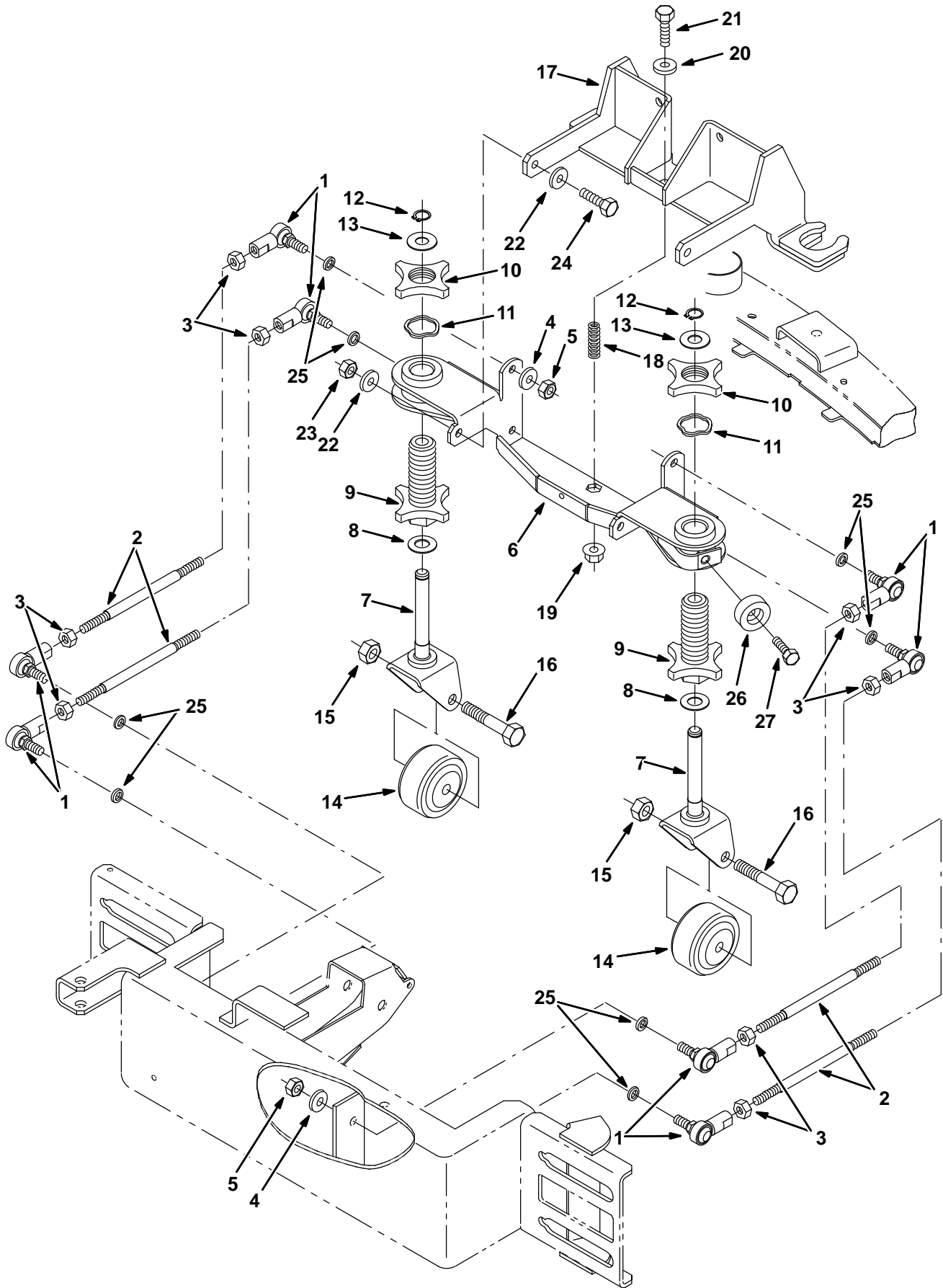


Fig. 31 – Squeegee Linkage Group, Rear

Ref.	Part No.	Serial Number	Description	Qty.	
1	05686	(000000–)	Rod-End, M10 X 1.5rh Fem M10 X 1.5stud	8	
2	14555	(000000–)	Rod, Thrd, 2 End M10x1.5 07.4	4	
3	32716	(000000–)	Nut, Hex, Jam, M10 X 1.5, Ss	8	
4	01686	(000000–)	Washer, Flt, .38 Ss	8	
5	08714	(000000–)	Nut, Hex, Lock, M10 X 1.5, NI, Ss	8	
6	386256	(000000–006999)	Channel Wldt	1	
6	1056468	(007000–)	Channel Wldt, Iron Gray	1	
▽	78979	(000000–)	Caster Kit, Sqge, Replmt	2	
▲	7	84593	(000000–)	Pivot Wldt, Sqge Caster	1
▲	8	07450	(000000–)	Bearing, Thrust, 0.66b 1.25d 0.06w	1
▲	9	77228	(000000–)	Knob, Adj	1
▲	10	77227	(000000–)	Knob	1
▲	11	79217	(000000–)	Washer	1
▲	12	01516	(000000–)	Ring, Retaining, Ext, 0.59d, Basic	1
▲	13	77272	(000000–)	Washer, 0.60b 1.31d .10, Ss	1
▲	14	20833	(000000–)	Wheel, 3.0d 1.38w 0.50b	1
▲	15	02931	(000000–)	Nut, Hex, Lock, .50–13, NI, Ss	1
▲	16	81952	(000000–)	Screw, Hex, .50–13 X 3.00, Ss	1
17	386252	(000000–006999)	Bracket Wldt, Pivot	1	
17	1056467	(007000–)	Channel Wldt, Iron Gray	1	
18	16816	(000000–)	Spring, Die, 1.00od 0.50id 2.00l	1	
19	07792	(000000–)	Nut, Hex, Flng, M10 X 1.5	1	
20	01686	(000000–)	Washer, Flt, .38 Ss	1	
21	04417	(000000–)	Screw, Hex, M10 X 1.5 X 60, Ss	1	
22	01686	(000000–)	Washer, Flt, .38 Ss	4	
23	08714	(000000–)	Nut, Hex, Lock, M10 X 1.5, NI, Ss	2	
24	12317	(000000–)	Screw, Hex, M10 X 1.5 X 30, Ss	2	
25	390880	(000000–)	Spacer, .41b .63d .13l, Ss 430pm	8	
26	364614	(000000–)	Bumper, Neo, 1.5d .63t .31h	1	
27	09010	(000000–)	Screw, Hex, M08 X 1.25 X 25, Ss	1	

Fig. 32 – Squeegee Lift Group, Rear

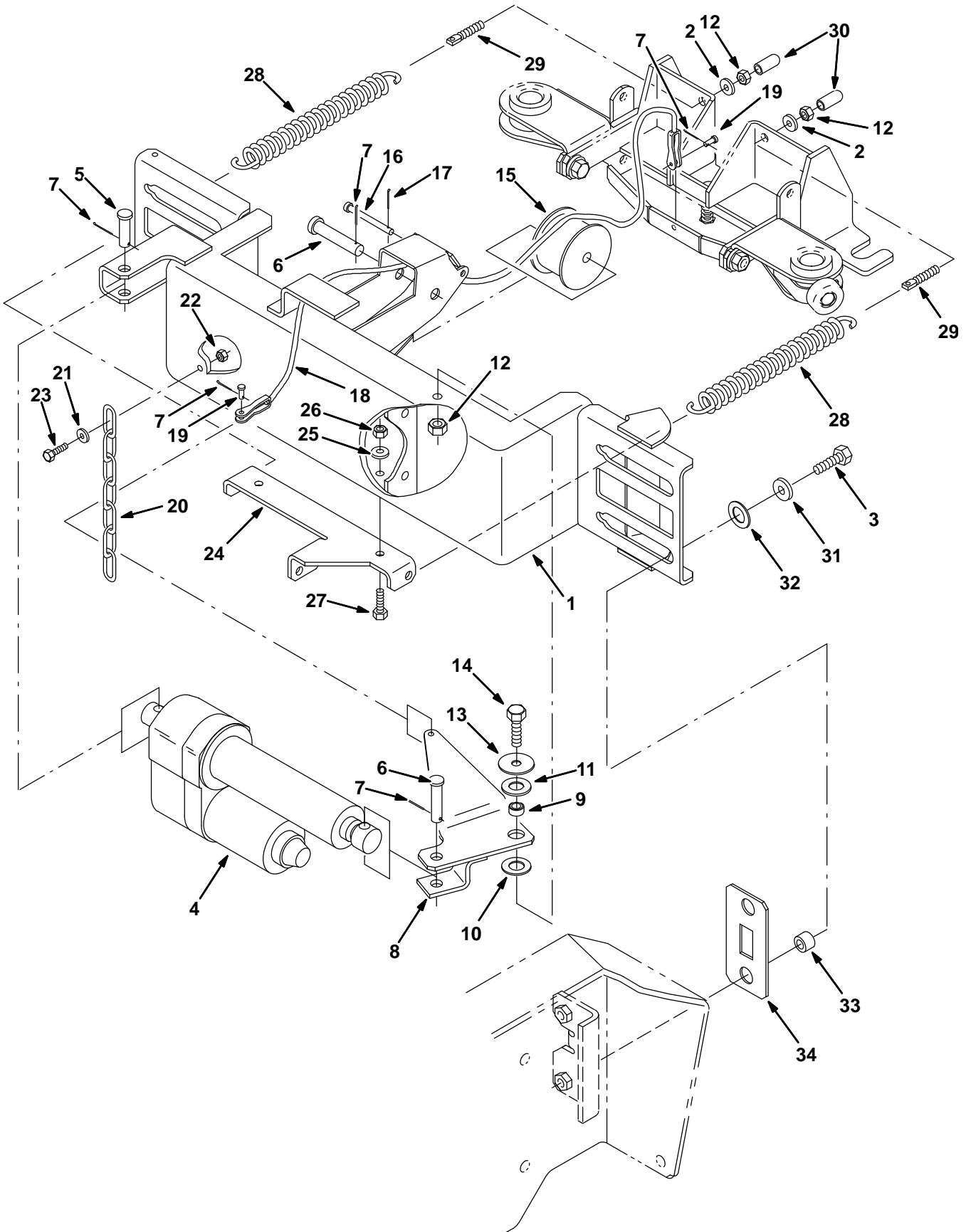


Fig. 32 – Squeegee Lift Group, Rear

Ref.	Part No.	Serial Number	Description	Qty.
1	387426	(000000-006999)	Support Wldt	1
1	1056389	(007000-)	Support Wldt, Iron Gray	1
2	01686	(000000-)	Washer, Flt, .38 Ss	2
3	12317	(000000-)	Screw, Hex, M10 X 1.5 X 30, Ss	4
4	363151	(000000-)	Actuator, 36vdc, 02.1stroke 500lb	1
5	51534	(000000-)	Pin, Clevis, 0.50 D X 2.00l	1
6	06279	(000000-)	Pin, Clevis, 0.50 D X 2.50l	2
7	39005	(000000-)	Pin, Cotter, .094 X 0.75	5
8	386279	(000000-)	Arm Wldt	1
9	71658	(000000-)	Sleeve	1
10	64425	(000000-)	Washer, Thrust, 0.61b 1.25d .06, Fgl	1
11	07450	(000000-)	Bearing, Thrust, 0.66b 1.25d 0.06w	1
12	08714	(000000-)	Nut, Hex, Lock, M10 X 1.5, NI, Ss	3
13	33948	(000000-)	Washer, Flat	1
14	04417	(000000-)	Screw, Hex, M10 X 1.5 X 60, Ss	1
15	223054	(000000-)	Drum, Cable, Lift	1
16	04733-10	(000000-)	Pin, Clevis, 0.25 D X 2.44l	1
17	08178	(000000-)	Pin, Cotter, .062 X 0.75	1
18	71101	(000000-)	Cable, .12d, 13.3l, .2clevis/.2clevis	1
19	77488	(000000-)	Pin, Clevis, 0.19 D X 0.63l	2
20	43500	(000000-)	Chain, Coil, Str, #210, 09.0l 07 Link	1
21	01684	(000000-)	Washer, Flt, .25 Ss	1
22	08712	(000000-)	Nut, Hex, Lock, M06 X 1.0, NI, Ss	1
23	08716	(000000-)	Screw, Hex, M06 X 1.0 X 20, Ss	1
24	387432	(000000-006999)	Channel, Spring	1
24	1056482	(007000-)	Bracket, Spring, Iron Gray	1
25	01685	(000000-)	Washer, Flt, .31 Ss	2
26	08713	(000000-)	Nut, Hex, Lock, M08 X 1.25,NI, Ss	2
27	09010	(000000-)	Screw, Hex, M08 X 1.25 X 25, Ss	2
28	71100	(000000-)	Spring, Extn, 1.69od X 0.20wir, 9.5l	2
29	386847	(000000-)	Bolt, Eye, M10x1.5 X 2.0 X .28 Eye	2
30	20806	(000000-)	Cap, Neoprene Black	2
31	32492	(000000-)	Washer, Flat, .38 Std	4
32	53782	(000000-)	Bearing, Thrust, 0.75b 1.25d 0.06w	4
33	387429	(000000-)	Sleeve, P/M, 0.745d 0.438b 0.50l 430ss	4
34	387430	(000000-)	Plate, Slide	2

STANDARD PARTS

Fig. 33 – Max Pro 1000 Rear Squeegee Group (000000-006999)

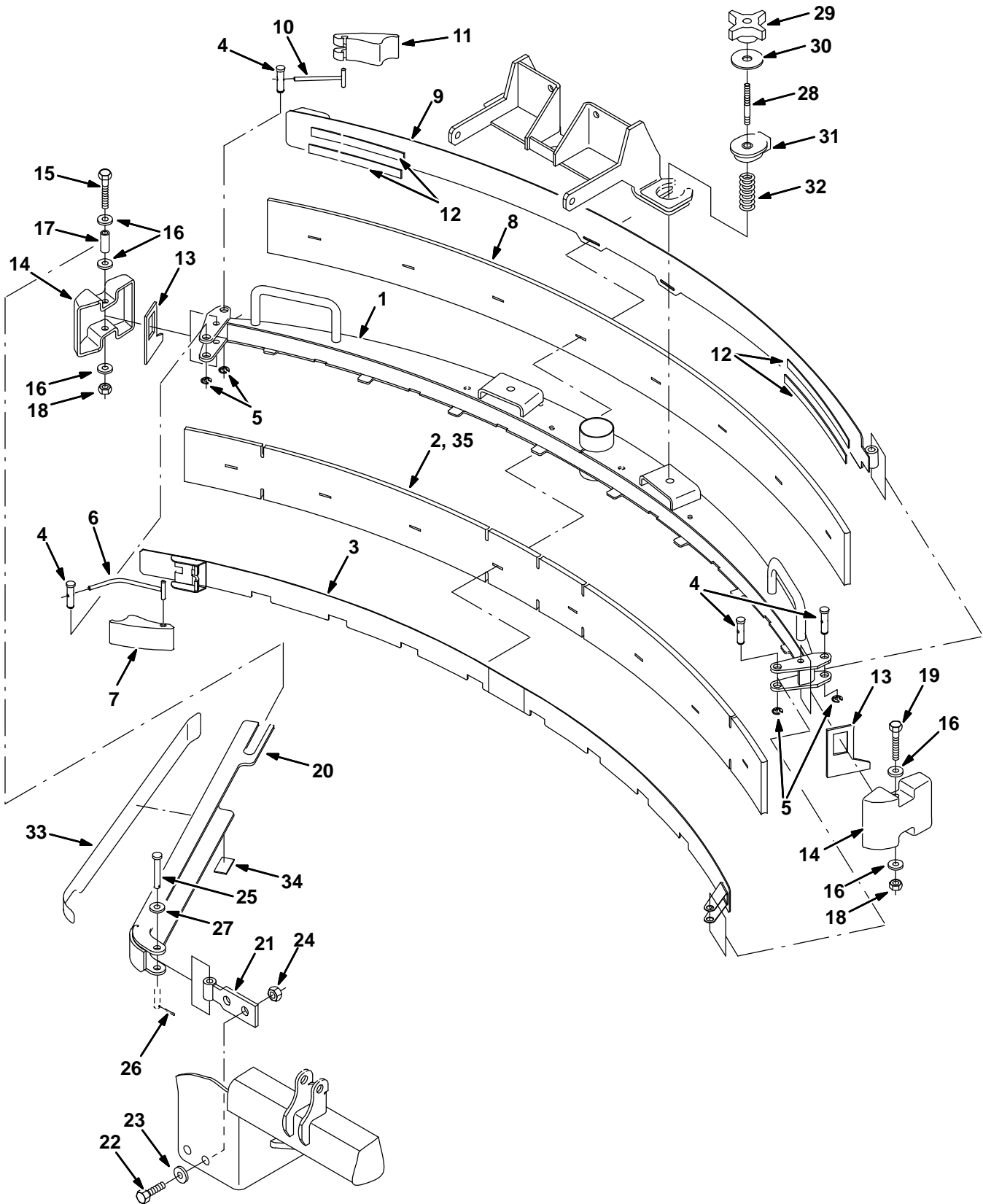


Fig. 33 – Max Pro 1000 Rear Squeegee Group (000000–006999)

Ref.	Part No.	Serial Number	Description	Qty.
▽	386860	(000000–006999)	Kit, Cl, Squeegee, Rear (Max Pro 1000)	1
▲	1 1056856	(000000–006999)	Frame Wldt, Sqge, Iron Gray	1
▲	2 386283	(000000–006999)	Blade, Sqge, Front	1
▲	3 386285	(000000–006999)	Clamp Wldt, Front	1
▲	4 21603	(000000–006999)	Pin	4
▲	5 24555	(000000–006999)	Ring, Retaining, Ext	4
▲	6 386298	(000000–006999)	Pin Wldt, Front	1
▲	7 21601	(000000–006999)	Cam	1
▲	8 386284	(000000–006999)	Blade, Sqge, Rear	1
▲	9 386286	(000000–006999)	Clamp Wldt, Rear	1
▲	10 21606	(000000–006999)	Bar Wldt, Retainer, Sqge, Rear	1
▲	11 21602	(000000–006999)	Cam, Rear	1
▲	12 03495	(000000–006999)	Strip, Nonslip	4
▲	13 83874	(000000–006999)	Gasket, Sqge	2
▲	14 386264	(000000–006999)	Bumper, Sqge	2
▲	15 386299	(000000–006999)	Screw, Hex, M08 X 1.25 X 100, Ss	1
▲	16 01685	(000000–006999)	Washer, Flt, .31 Ss	5
▲	17 222497	(000000–006999)	Sleeve	1
▲	18 08713	(000000–006999)	Nut, Hex, Lock, M08 X 1.25,NI, Ss	2
▲	19 09767	(000000–006999)	Screw, Hex, M08 X 1.25 X 70, Ss	1
▲	20 386266	(000000–006999)	Channel Wldt	1
▲	21 386234	(000000–006999)	Pivot Wldt, Guard	1
▲	22 12309	(000000–006999)	Screw, Hex, M12 X 1.75 X 30, Ss	2
▲	23 41619	(000000–006999)	Washer, Flt, .50 Ss	2
▲	24 09741	(000000–006999)	Nut, Hex, Lock, M12 X 1.75,NI, Ss	2
▲	25 1039190	(000000–006999)	Pin, Clevis, 0.25d X 2.00l	1
▲	26 08178	(000000–006999)	Pin, Cotter, .062 X 0.75	1
▲	27 01684	(000000–006999)	Washer, Flt, .25 Ss	2
▲	28 387237	(000000–006999)	Stud, .31–18 2.75l M8 X 1.25, Ss	2
▲	29 370100	(000000–006999)	Knob, 4–Prong W/.31–18, Insert	2
▲	30 04414	(000000–006999)	Washer, 0.53b 1.88d .12, Stl, PI	2
▲	31 387433	(000000–006999)	Ring, Mtg, Sqge, .50l	2
▲	32 387500	(000000–006999)	Spring, Cmpr, .87od .042wir 2.0l	2
▲	33 387448	(000000–006999)	Bumper, Poly–E	1
▲	34 387438	(000000–006999)	Bumper, Poly–E	1
▲	35 387257	(000000–)	Blade, Sqge, Front, Mp1000, Tile	1

STANDARD PARTS

Fig. 34 – Max Pro 1000 Rear Squeegee Group (007000-)

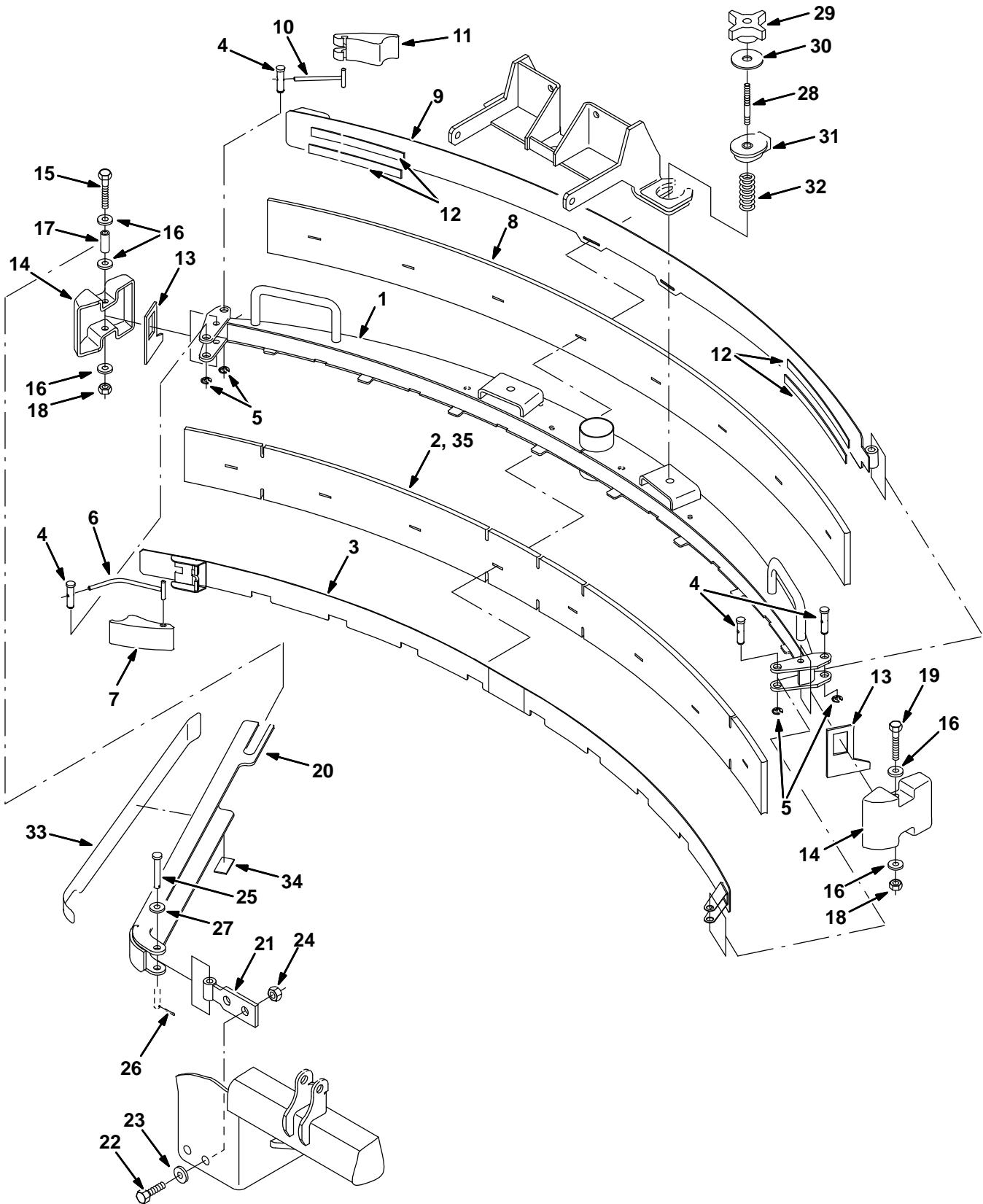


Fig. 34 – Max Pro 1000 Rear Squeegee Group (007000–)

Ref.	Part No.	Serial Number	Description	Qty.
▽	9006930	(007000–)	Squeegee Assy Kit, Rear, Ci [Mp1000]	1
▲	1 1056856	(007000–)	Frame Wldt, Sqge, Iron Gray	1
▲	2 386283	(007000–)	Blade, Sqge, Front	1
▲	3 386285	(007000–)	Clamp Wldt, Front	1
▲	4 21603	(007000–)	Pin	4
▲	5 24555	(007000–)	Ring, Retaining, Ext	4
▲	6 386298	(007000–)	Pin Wldt, Front	1
▲	7 21601	(007000–)	Cam	1
▲	8 386284	(007000–)	Blade, Sqge, Rear	1
▲	9 386286	(007000–)	Clamp Wldt, Rear	1
▲	10 21606	(007000–)	Bar Wldt, Retainer, Sqge, Rear	1
▲	11 21602	(007000–)	Cam, Rear	1
▲	12 03495	(007000–)	Strip, Nonslip	4
▲	13 83874	(007000–)	Gasket, Sqge	2
▲	14 386264	(007000–)	Bumper, Sqge	2
▲	15 386299	(007000–)	Screw, Hex, M08 X 1.25 X 100, Ss	1
▲	16 01685	(007000–)	Washer, Flt, .31 Ss	5
▲	17 222497	(007000–)	Sleeve	1
▲	18 08713	(007000–)	Nut, Hex, Lock, M08 X 1.25,NI, Ss	2
▲	19 09767	(007000–)	Screw, Hex, M08 X 1.25 X 70, Ss	1
▲	20 1056471	(007000–)	Channel Wldt, Guard, Rh, Iron Gray	1
▲	21 1056466	(007000–)	Plate Wldt, Pivot, Guard, Iron Gray	1
▲	22 12309	(007000–)	Screw, Hex, M12 X 1.75 X 30, Ss	2
▲	23 41619	(007000–)	Washer, Flt, .50 Ss	2
▲	24 09741	(007000–)	Nut, Hex, Lock, M12 X 1.75,NI, Ss	2
▲	25 1039190	(007000–)	Pin, Clevis, 0.25d X 2.00l	1
▲	26 08178	(007000–)	Pin, Cotter, .062 X 0.75	1
▲	27 01684	(007000–)	Washer, Flt, .25 Ss	2
▲	28 387237	(007000–)	Stud, .31–18 2.75l M8 X 1.25, Ss	2
▲	29 370100	(007000–)	Knob, 4–Prong W/.31–18, Insert	2
▲	30 04414	(007000–)	Washer, 0.53b 1.88d .12, Stl, PI	2
▲	31 387433	(007000–)	Ring, Mtg, Sqge, .50l	2
▲	32 387500	(007000–)	Spring, Cmpr, .87od .042wir 2.0l	2
▲	33 387448	(007000–)	Bumper, Poly–E	1
▲	34 387438	(007000–)	Bumper, Poly–E	1
▲	35 387257	(000000–)	Blade, Sqge, Front, Mp1000, Tile	1

Fig. 35 – Sweeper Main Brush Doors Group

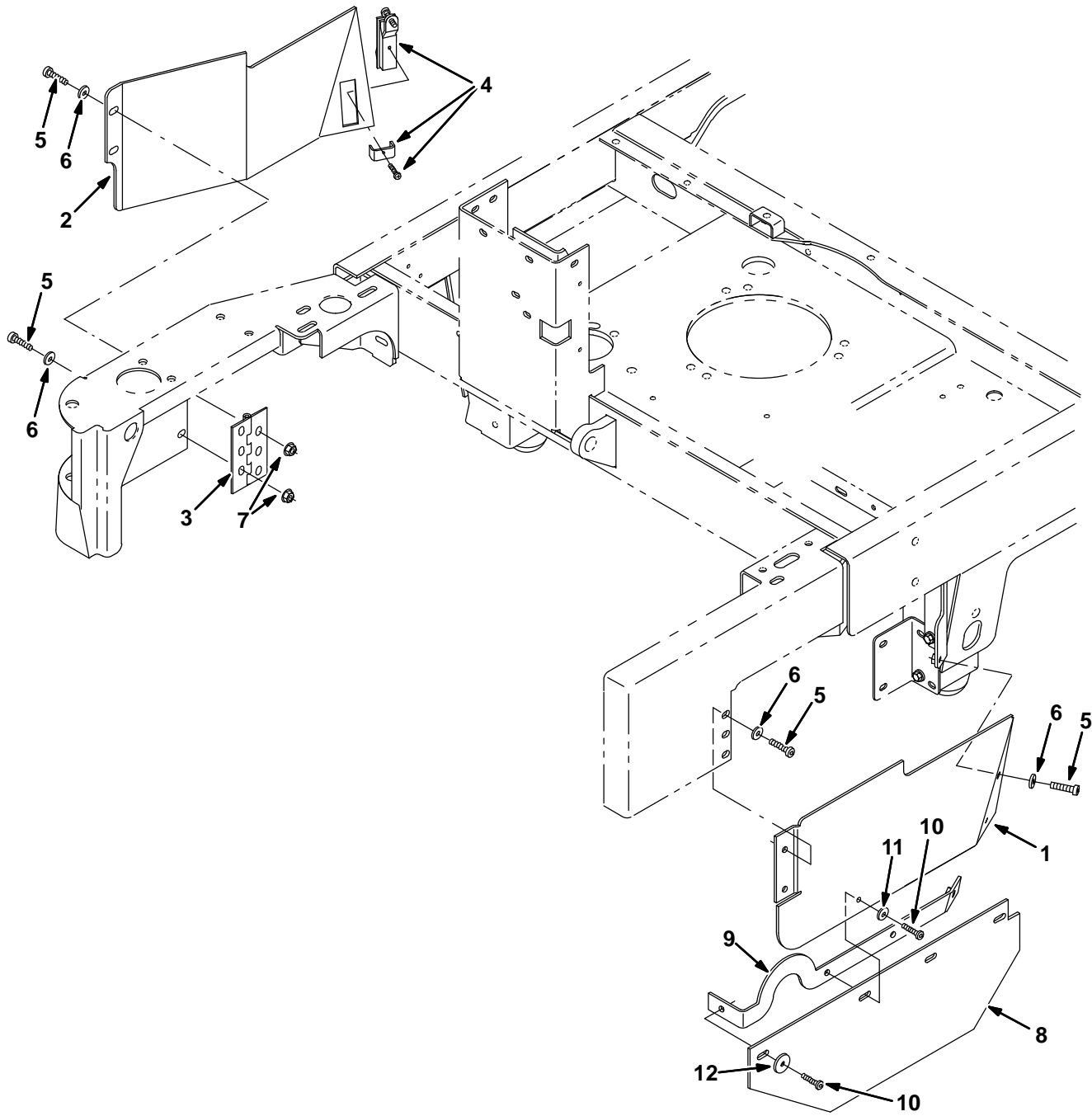
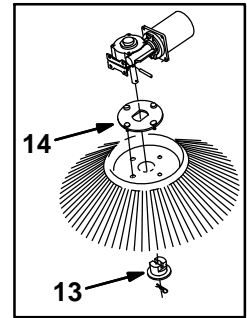
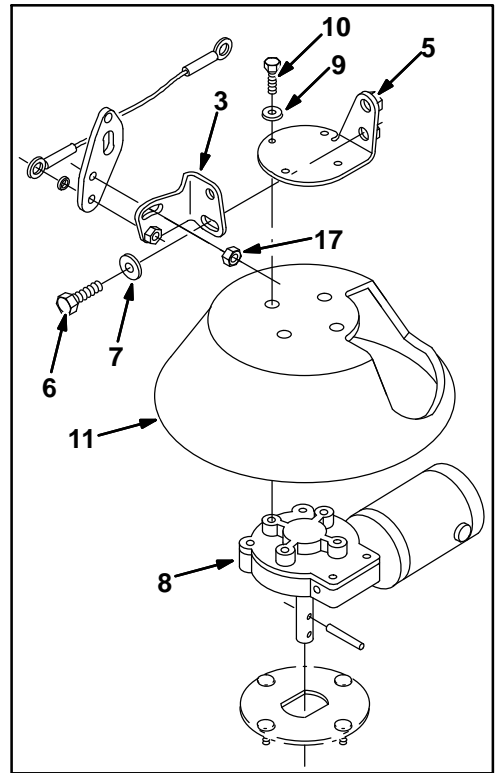
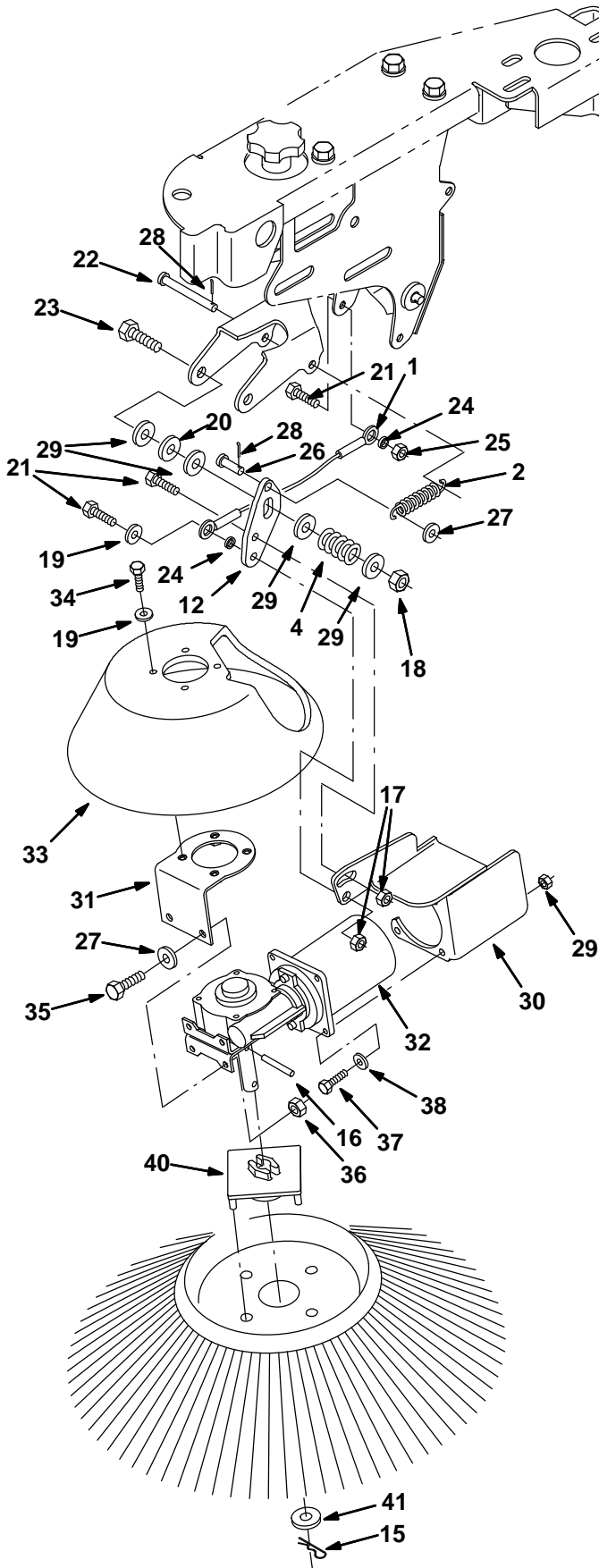


Fig. 35 - Sweeper Main Brush Doors Group

Ref.	Part No.	Serial Number	Description	Qty.
1	387090	(000000-006999)	Door, Brush, Lh	1
1	1056794	(007000-)	Door, Brush, Lh, Iron Gray	1
2	387084	(000000-006999)	Door, Brush, Rh	1
2	1056513	(007000-)	Door, Brush, Rh, Iron Gray	1
3	363856	(000000-)	Hinge, .25pin .25 3.0w 05.0l 6/0.44h	1
4	64533	(000000-)	Latch, Trigger	1
5	76570	(000000-)	Screw, Hex, M08 X 1.25 X 30, 8.8	8
6	32491	(000000-)	Washer, Flt, .31 Std	8
7	08709	(000000-)	Nut, Hex, Lock, M08 X 1.25,NI	7
8	387468	(000000-)	Skirt	1
9	1056934	(000000-)	Strip, Iron Gray	1
10	223470	(000000-)	Screw, Btn, M08 X 1.25 X 25, Ss	4
11	39349	(000000-)	Washer, Flt, .31 Sae	3
12	30013	(000000-)	Washer, Flat, .31 Fender	1

Fig. 36 – Sweeper Side Brush Motor and Pivot Group

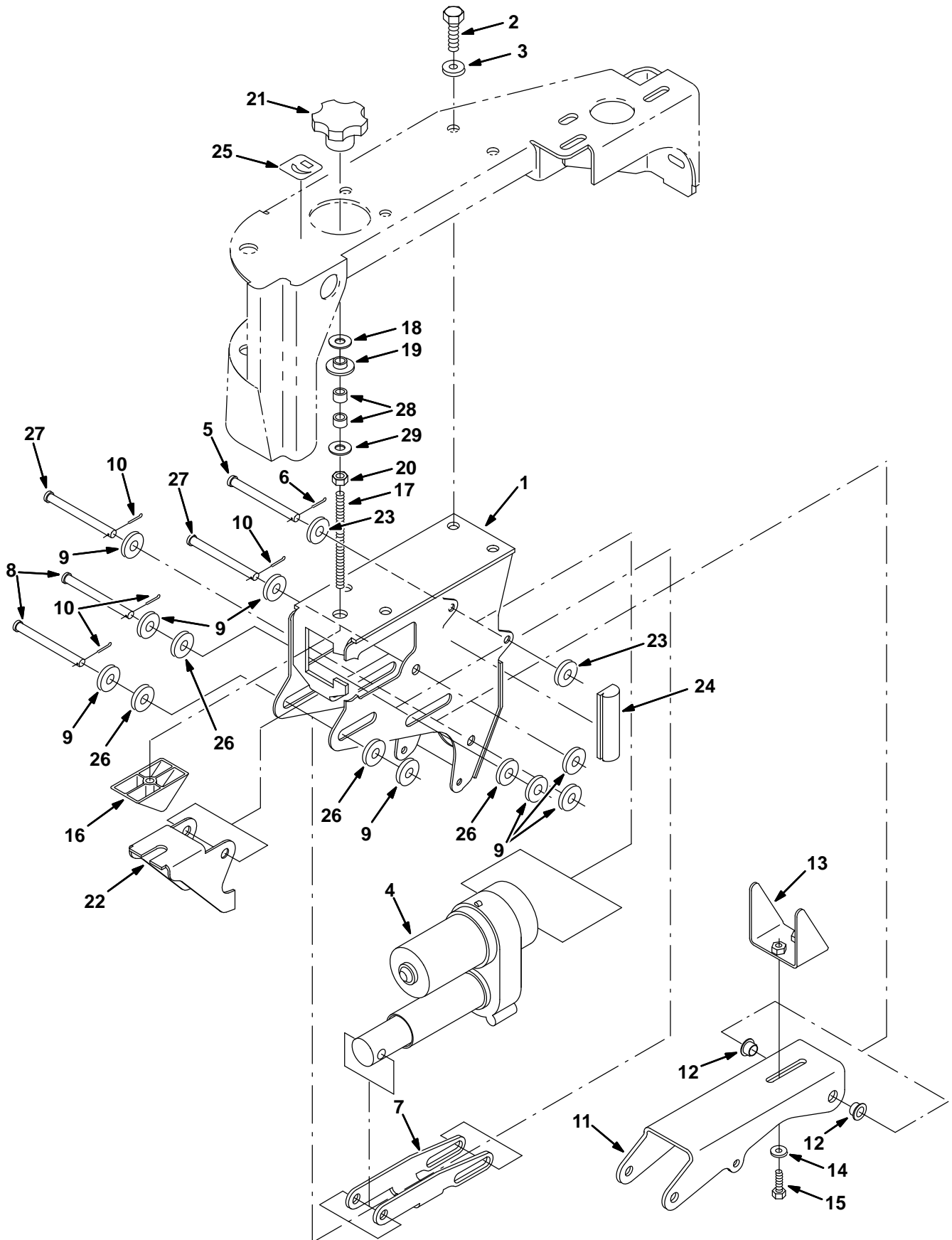


NOTE: Sweeper Side Brush Kit, Part Number 383027, includes; Fig. 36 and Fig. 37.

Fig. 36 – Sweeper Side Brush Motor and Pivot Group

Ref.	Part No.	Serial Number	Description	Qty.	
1	87172	(000000–)	Cable, .13d, 10.0l, .51eye / .51eye	1	
2	09480	(000000–)	Spring, Extn, 1.10od X 0.15wir, 3.2l	1	
3	1056891	(000000–003545)	Bracket, Mtg, Motor, Iron Gray	2	
4	360357	(000000–)	Spring, Die, 1.00od 0.50id 1.25l	2	
5	1056911	(000000–003545)	Bracket, Mtg, Motor, Iron Gray	1	
6	09770	(000000–003545)	Screw, Hex, M10 X 1.5 X 25, Ss, N	2	
7	01686	(000000–003545)	Washer, Flat, .38 Ss	2	
▽	8	1008274	(000000–003545)	Motor, Ele, 36Vdc 0068Rpm 0.08Hp Gear	1
▲		81919	(000000–003545)	Kit, Brush, Motor, Ele	1
▲		80127	(000000–003545)	Cap, Brush, Motor, Ele	2
▲		369795	(000000–003545)	Brushholder, Motor, Ele	2
▲		369796	(000000–003545)	Clip, Motor, Ele	2
	9	01684	(000000–003545)	Washer, Flt, .25 Ss	4
	10	15678	(000000–003545)	Screw, Hex, M06 X 1.0 X 16, Ss	4
	11	386666	(000000–003545)	Guard, Brush, Side	1
12	1056909	(000000–)	Plate, Iron Gray	1	
13	386664	(000000–004071)	Adapter, Brush	1	
14	386663	(000000–004071)	Plate, Adapter, Brush	1	
15	02942	(000000–)	Pin, Hair Cotter, 0.69 D .092 Wir	1	
16	11398	(000000–)	Pin, Roll, .250 D X 2.00l, .250/.256	1	
17	07791	(000000–)	Nut, Hex, Flng, M08 X 1.25	2	
18	08711	(000000–)	Nut, Hex, Lock, M12 X 1.75, NI	1	
19	32491	(000000–)	Washer, Flt, .31 Std	5	
20	86860	(000000–)	Bearing, Thrust	1	
21	39277	(000000–)	Screw, Hex, M08 X 1.25 X 25, 8.8	3	
22	57598	(000000–)	Pin, Clevis, 0.37 D X 3.25l	1	
23	06974	(000000–)	Screw, Hex, M12 X 1.75 X 80, 8.8	1	
24	360801	(000000–)	Sleeve	2	
25	08709	(000000–)	Nut, Hex, Lock, M08 X 1.25, NI	1	
26	04733–2	(000000–)	Pin, Clevis, 0.37 D X 0.62l	1	
27	01685	(000000–)	Washer, Flt, .31 Ss	3	
28	39005	(000000–)	Pin, Cotter, .094 X 0.75	2	
29	32486	(000000–)	Washer, Flt, .50 Sae	4	
30	1056939	(003546–)	Bracket Wldt, Mtg, Motor, Gray [8300]	1	
31	1056938	(003546–)	Bracket Wldt, Mtg, Guard, Side Brush	1	
32	1005523	(003546–)	Motor, Gear, 36vdc, 120w, 75rpm	1	
33	1005404	(003546–)	Guard, Side Brush	1	
34	11329	(003546–)	Screw, Hex, M6 X 1.00 X 16, NI, Ss	4	
35	09740	(003546–)	Screw, Hex, M 8 X 1.25 X 20, Ss	2	
36	07786	(003546–)	Nut, Hex, Std, M08 X 1.25, Ss	2	
37	08716	(003546–)	Screw, Hex, M 6 X 1.0 X 20, Ss	4	
38	01684	(003546–)	Washer, Flat, 0.25 Ss	4	
39	08708	(003546–)	Nut, Hex, Lock, M 6 X 1.0, NI	3	
40	1017441	(004072–)	Plate, Adapter, Brush	1	
41	1017802	(004072–)	Washer, .625 B, 2.50 Od, .211 T, Ss	1	

Fig. 37 - Sweeper Side Brush Lift Group

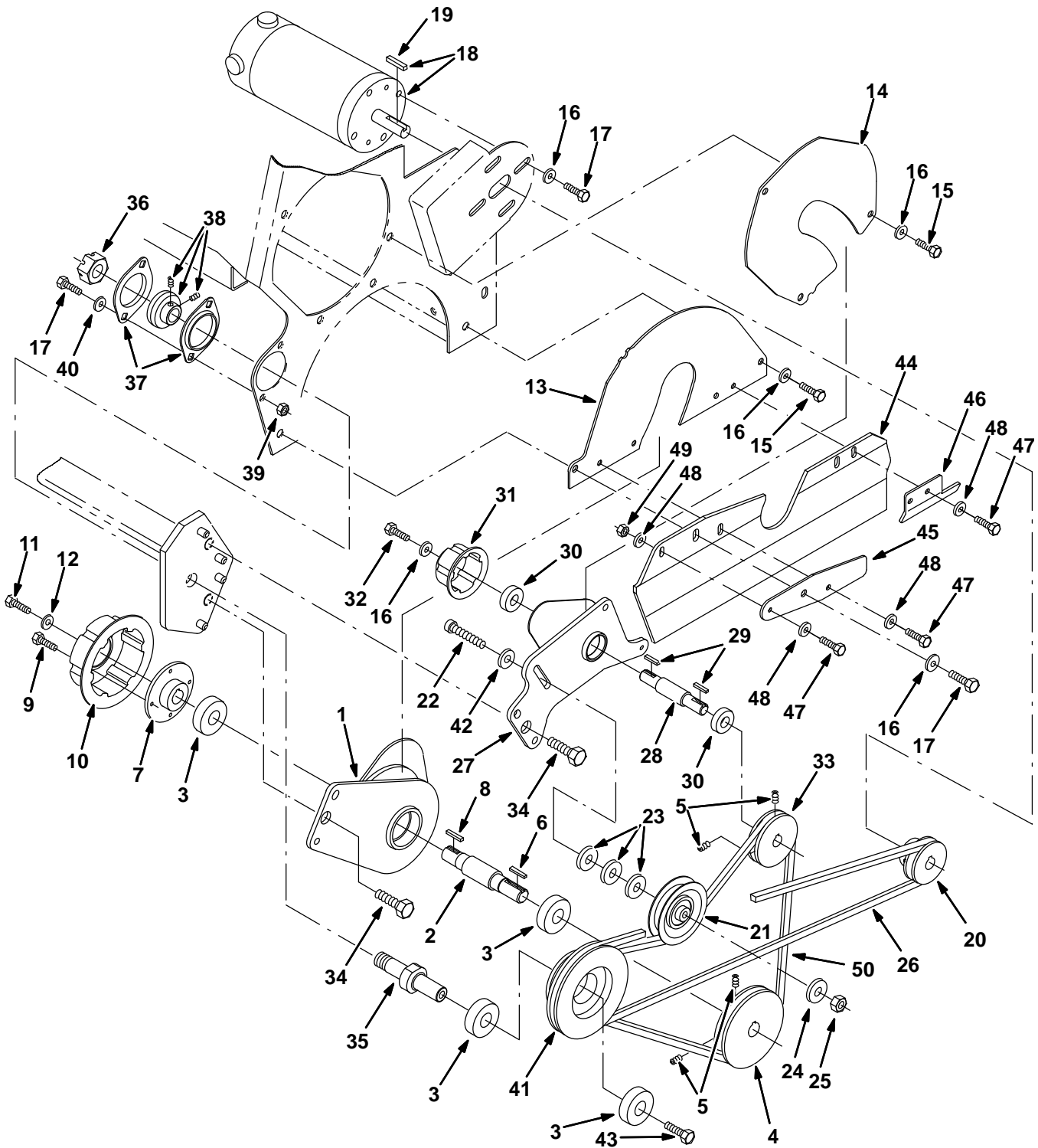


NOTE: Sweeper Side Brush Kit, Part Number 383027, includes; Fig. 36 and Fig. 37.

Fig. 37 - Sweeper Side Brush Lift Group

Ref.	Part No.	Serial Number	Description	Qty.
1	1056887	(000000-) Housing Wldt, Brush, Side, Iron Gray	1
2	09291	(000000-) Screw, Hex, M10 X 1.5 X 20, Ss	4
3	32492	(000000-) Washer, Flt, .38 Std	4
4	1054296	(000000-) Actuator, 36vdc, 01.8strk, 300lb	1
5	49914	(000000-) Pin, Clevis, 0.37 D X 4.00l	1
6	39005	(000000-) Pin, Cotter, .125 X 1.00	1
7	1056888	(000000-) Bracket, Iron Gray	1
8	51528	(000000-) Pin, Clevis, 0.50 D X 4.00l	2
9	32486	(000000-) Washer, Flt, .50 Std	8
10	08182	(000000-) Pin, Cotter, .125 X 1.00	4
11	1056889	(000000-) Channel, Iron Gray	1
12	15648	(000000-) Bushing, Flng, 0.50b 0.59d 0.38l	2
13	1056890	(000000-) Bracket, Iron Gray	1
14	32491	(000000-) Washer, Flt, .31 Std	2
15	16931	(000000-) Screw, Hex, M08 X 1.25 X 20, 8.8	2
16	386658	(000000-) Block, Adj	1
17	387151	(000000-) Shaft, Threaded	1
18	64489	(000000-) Washer, 0.81b 1.24d .03, Stl, PI	1
19	363087	(000000-) Spacer, Flanged	1
20	25014	(000000-) Nut, Hex, Std, M10 X 1.25	1
21	41341	(000000-) Knob, Plastic	1
22	1056910	(000000-) Bracket, Pivot, Iron Gray	1
23	32485	(000000-) Washer, Flt, .38 Sae	2
24	86333	(000000-) Duct, Vinyl 3.5l	1
25	387405	(000000-) Label, Brush, Side, Adj	1
26	07450	(000000-) Bearing, Thrust, 0.66b 1.25d 0.06w	4
27	222196	(000000-) Pin, Clevis, 0.50 D X 4.00l	2
28	390879	(000000-) Sleeve, P/M 0.625D 0.406B 0.38L 430Ss	2
29	32492	(000000-) Washer, Flat, 0.38 Std	1

Fig. 38 - Sweeper Main Brush Drive Group



353424 - 8300

Ref.	Part No.	Serial Number	Description	Qty.
1	1056921	(000000-) Arm Wldt, Brush, Drive, Iron Gray	1
2	386360	(000000-) Shaft	1
3	46390	(000000-) Bearing, Ball, 0.79b 1.85d 0.55w	4
4	1057519	(000000-) Sheave, 01grv, 04.5pd, 0.75b, Gray [3v]	1
5	09162	(000000-) Screw, Set, M06 X 1.0 X 8, NI	4

Fig. 38 – Sweeper Main Brush Drive Group

Ref.	Part No.	Serial Number	Description	Qty.	
6	00912	(000000–)	Key, Sq, 0.19 X 0.19, 01.00l	2	
7	1056846	(000000–)	Hub Wldt, Drive, Brush, Iron Gray	1	
8	00911	(000000–)	Key, Sq, 0.19 X 0.19, 00.75l	1	
9	12312	(000000–)	Screw, Hex, M05 X 0.8 X 12, 8.8	4	
10	1056847	(000000–)	Plug, Drive, Brush, Spl, Iron Gray	1	
11	06943	(000000–)	Screw, Hex, M06 X 1.0 X 20, 8.8	1	
12	32490	(000000–)	Washer, Flt, .25 Std	1	
13	1056907	(000000–)	Plate, Door, Brush, Iron Gray	1	
14	1056905	(000000–)	Door, Brush, Iron Gray	1	
15	50388	(000000–)	Screw, Hex, M08 X 1.25 X 12, 8.8	4	
16	32491	(000000–)	Washer, Flt, .31 Std	10	
17	16931	(000000–)	Screw, Hex, M08 X 1.25 X 20, 8.8	7	
▽	18	383709	(000000–)	Motor, Ele, 36vdc 0.9hp 1800rpm (See Breakdown)	1
▲	19	00912	(000000–)	Key, Sq, 0.19 X 0.19, 01.00l	1
	20	1056858	(000000–)	Sheave, 01grv, 02.6pd 0.71b, Gray [Hc41]	1
	21	81710	(000000–)	Sheave, Flat, 2.6d 0.62w, 0.38b	1
	22	19577	(000000–)	Bolt, Carriage, .38–16 X 2.00	1
	23	32492	(000000–)	Washer, Flt, .38 Std	3
	24	32485	(000000–)	Washer, Flt, .38 Sae	1
	25	36643	(000000–)	Nut, Hex, Lock, .38–16, NI, Thin	1
	26	58327	(000000–)	Belt, V, [Hc41] 41.0l	2
	27	1056922	(000000–)	Arm Wldt, Brush, Drive, Iron Gray	1
	28	386361	(000000–)	Shaft	1
	29	00910	(000000–)	Key, Sq, 0.19 X 0.19, 00.62l	2
	30	41360	(000000–)	Bearing, Ball, 0.59b 1.26d 0.35w	2
	31	378805	(000000–)	Plug, Drive, Brush, Mach	1
	32	11329	(000000–)	Screw, Hex, M06 X 1.0 X 16, Ss, NI	1
	33	1057518	(000000–)	Sheave, 01grv, 03.8pd 0.68b, Gray [3v]	1
	34	06977	(000000–)	Screw, Hex, M16 X 2.0 X 20, 8.8	2
	35	386359	(000000–)	Pivot	1
	36	39527	(000000–)	Nut, Hex, Sltd, .75–16	1
	37	35973	(000000–)	Flange, Brg, 1.9id 2h	2
	38	25887	(000000–)	Bearing, W/ Collar, 0.75b 1.85d 1.06w	1
	39	08709	(000000–)	Nut, Hex, Lock, M08 X 1.25,NI	2
	40	39349	(000000–)	Washer, Flt, .31 Sae	2
	41	386352	(000000–)	Sheave	1
	42	32486	(000000–)	Washer, Flt, .50 Sae	1
	43	12273	(000000–)	Screw, Hex, M08 X 1.25 X 20, Ss, NI	1
	44	387059	(000000–)	Skirt, Lh	1
	45	1057528	(000000–)	Retainer, Skirt, .12, 1.7w X 07.3l, Gray	1
	46	1056931	(000000–)	Retainer, Skirt, .12, 1.1w X 03.9l, Gray	1
	47	15678	(000000–)	Screw, Hex, M06 X 1.0 X 16, Ss	4
	48	32483	(000000–)	Washer, Flt, .25 Sae	5
	49	08712	(000000–)	Nut, Hex, Lock, M06 X 1.0, NI, Ss	1
	50	387153	(000000–)	Belt, V	1

Fig. 39 – Sweeper Main Brush Idler Group

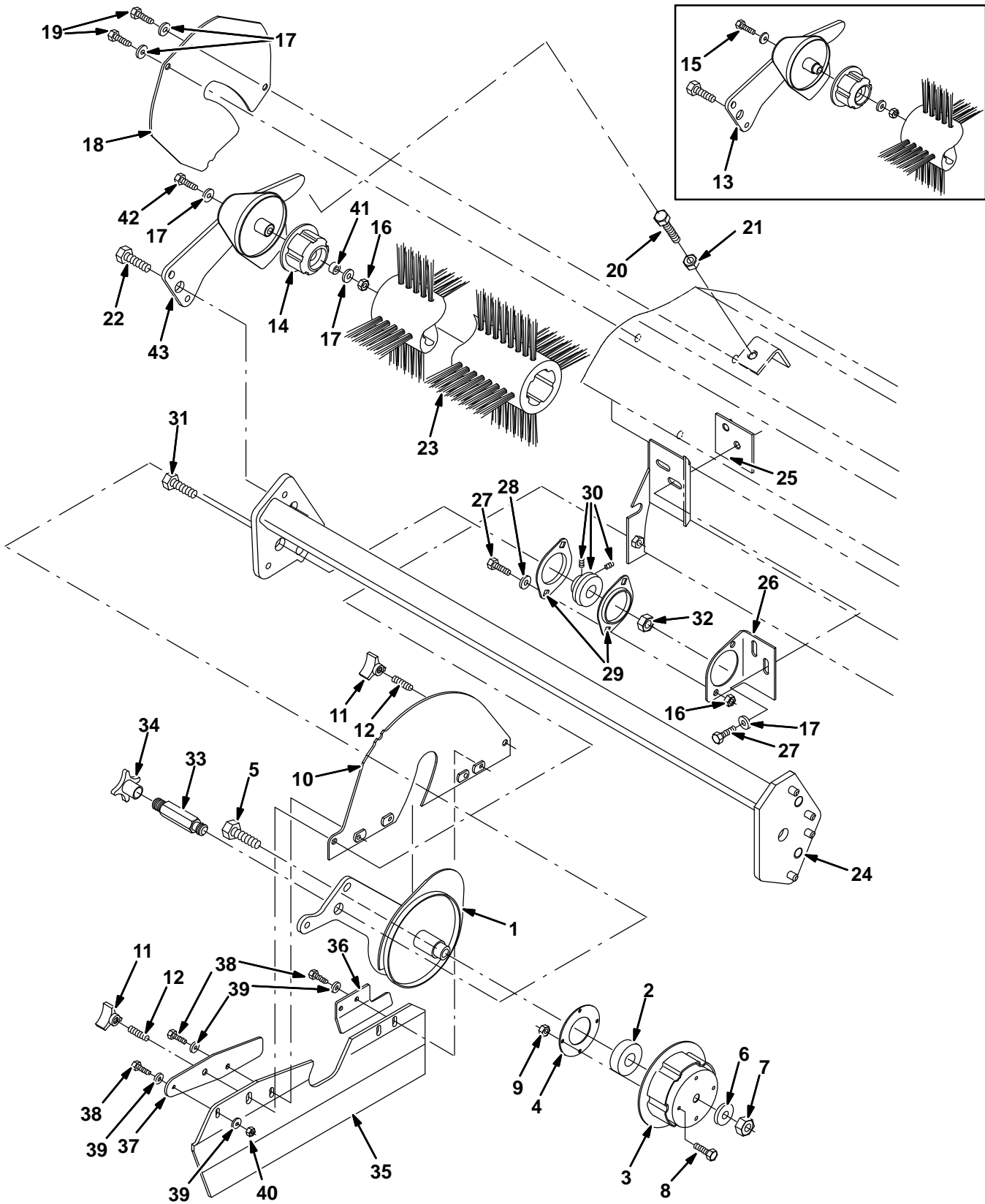


Fig. 39 - Sweeper Main Brush Idler Group

Ref.	Part No.	Serial Number	Description	Qty.
1	1056932	(000000-) Arm Wldt, Brush, Idler, Iron Gray	1
2	46390	(000000-) Bearing, Ball, 0.79b 1.85d 0.55w	1
3	1057512	(000000-) Plug, Drive, Brush, Spl, Iron Gray	1
4	1056838	(000000-) Retainer, Brg, Iron Gray	1
5	12138	(000000-) Screw, Hex, M12 X 1.75 X 120, 8.8	1
6	32486	(000000-) Washer, Flt, .50 Sae	1
7	09741	(000000-) Nut, Hex, Lock, M12 X 1.75,NI, Ss	1
8	12312	(000000-) Screw, Hex, M05 X 0.8 X 12, 8.8	4
9	06549	(000000-) Nut, Hex, Lock, M05 X 0.8, NI	4
10	1056908	(000000-) Plate, Door, Brush, Iron Gray	1
11	222470	(000000-) Knob	2
12	30324	(000000-) Rod, Thrd, 2 End M08x1.25 01.2	2
13	387120	(000000-003348) Arm Wldt, Brush (Replaced by 374186)	1
14	379202	(000000-) Plug, Idler, Brush	1
15	76570	(000000-003348) Screw, Hex, M08 X 1.25 X 30, 8.8	1
16	08709	(000000-) Nut, Hex, Lock, M08 X 1.25,NI	1
17	32491	(000000-) Washer, Flt, .31 Std	16
18	1056906	(000000-) Door, Brush, Iron Gray	1
19	50388	(000000-) Screw, Hex, M08 X 1.25 X 12, 8.8	2
20	09746	(000000-) Screw, Hex, M10 X 1.5 X 90, Ss	1
21	07787	(000000-) Nut, Hex, Std, M10 X 1.5 , Ss	1
22	06977	(000000-) Screw, Hex, M16 X 2.0 X 20, 8.8	1
23	385938	(000000-) Conveyor, Cyl, 35L, 4Sr, Pp	1
24	1056904	(000000-) Tube Wldt, Brush, Iron Gray	1
25	1056871	(000000-) Plate, Nut, Iron Gray	1
26	1056870	(000000-) Bracket, Brg, Mtg, Iron Gray	1
27	16931	(000000-) Screw, Hex, M08 X 1.25 X 20, 8.8	5
28	39349	(000000-) Washer, Flt, .31 Sae	2
29	35973	(000000-) Flange, Brg, 1.9id 2h	2
30	25887	(000000-) Bearing, W/ Collar, 0.75b 1.85d 1.06w	1
31	39284	(000000-) Screw, Hex, M10 X 1.5 X 35, 8.8	1
32	39312	(000000-) Nut, Hex, Std, M10 X 1.5	1
33	387152	(000000-) Shaft, Threaded	1
34	77605	(000000-) Knob, Plastic	1
35	387055	(000000-) Skirt, Rh	1
36	1056930	(000000-) Retainer, Rh, Iron Gray	1
37	1057528	(000000-) Retainer, Skirt, .12, 1.7w X 07.3l, Gray	1
38	15678	(000000-) Screw, Hex, M06 X 1.0 X 16, Ss	4
39	41178	(000000-) Washer, Flat, .25 Fender	5
40	08712	(000000-) Nut, Hex, Lock, M06 X 1.0, NI, Ss	1
41	374185	(003349-) Sleeve, .318B .589D .325Ss	1
42	39281	(003349-) Screw, Hex, M08X1.25X90, 8.8	1
43	1056840	(003349-) Arm Wldt, Brush, Idler, Iron Gray	1

Fig. 40 – Sweeper Main Brush Lift Group

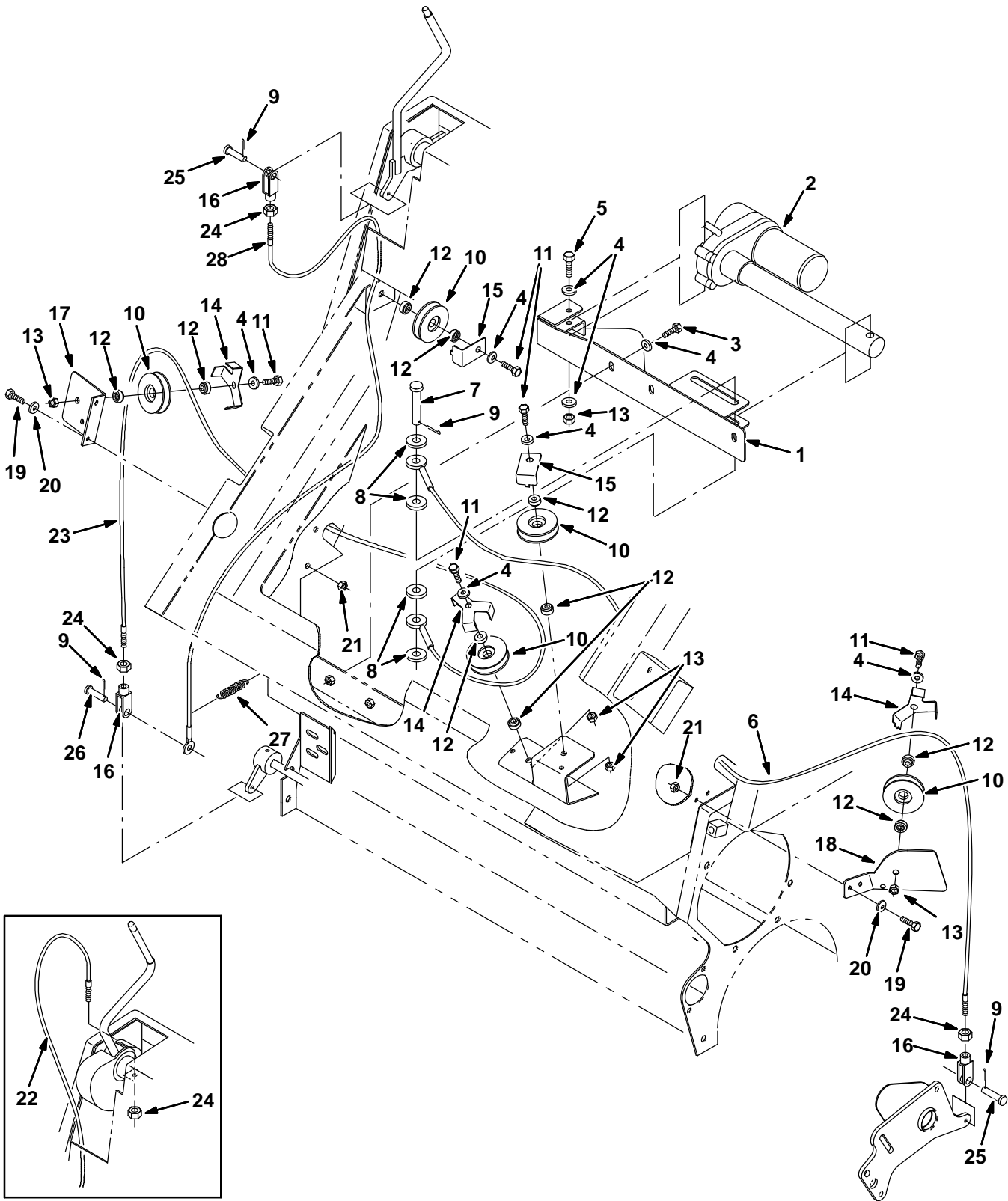


Fig. 40 - Sweeper Main Brush Lift Group

Ref.	Part No.	Serial Number	Description	Qty.
1	387442	(000000-006999)	Actuator, Mount	1
1	1056528	(007000-)	Bracket Wldt, Actuator, Iron Gray	1
2	1053340	(000000-)	Actuator, 36vdc [Head Lift]	1
3	16931	(000000-)	Screw, Hex, M08 X 1.25 X 20, 8.8	3
4	32491	(000000-)	Washer, Flt, .31 Std	10
5	39278	(000000-)	Screw, Hex, M08 X 1.25 X 50, 8.8	
6	386578	(000000-)	Cable, Brush, Lift	1
7	51103	(000000-)	Pin, Clevis, 0.50 D X 2.62l	1
8	32486	(000000-)	Washer, Flt, .50 Sae	4
9	08175	(000000-)	Pin, Cotter, .125 X 1.25	4
10	80235	(000000-)	Sheave, Idler, 15mm Id, 2.44pd	5
11	41342	(000000-)	Screw, Hex, M08 X 1.25 X 40, 8.8	5
12	80487	(000000-)	Spacer, Idler .25 Lg	10
13	08709	(000000-)	Nut, Hex, Lock, M08 X 1.25,NI	5
14	386628	(000000-)	Angle, Cable. Keeper	3
15	386629	(000000-)	Angle, Cable, Keeper	2
16	14595-1	(000000-)	Clevis, Adj, 0.25pin, .25-28	3
17	386969	(000000-006999)	Angle	1
17	1056508	(007000-)	Angle	1
18	386972	(000000-006999)	Angle	1
18	1056511	(007000-)	Angle	1
19	06943	(000000-)	Screw, Hex, M06 X 1.0 X 20, 8.8	4
20	32940	(000000-)	Clevis, Adj, 1.12pin, 1.00-14	4
21	41359	(000000-)	Nut, Hex, Std, M06 X 1.0	4
22	386577	(000000-003124)	Cable, Flap, Lift	1
23	386579	(000000-)	Cable, Flap, Lift	1
24	01714	(000000-)	Nut, Hex, Std, .25-28	4
25	14605	(000000-)	Pin, Clevis, 0.25 D X 0.75l	2
26	51727	(000000-)	Pin, Clevis, 0.25 D X 1.00l	1
27	363981	(000000-)	Spring, Extn, 0.50Od X 0.04Wir, 3.0L	1
28	387477	(003125-)	Cable, Flap, Lift	1

Fig. 41 – Hopper and Bumper Group

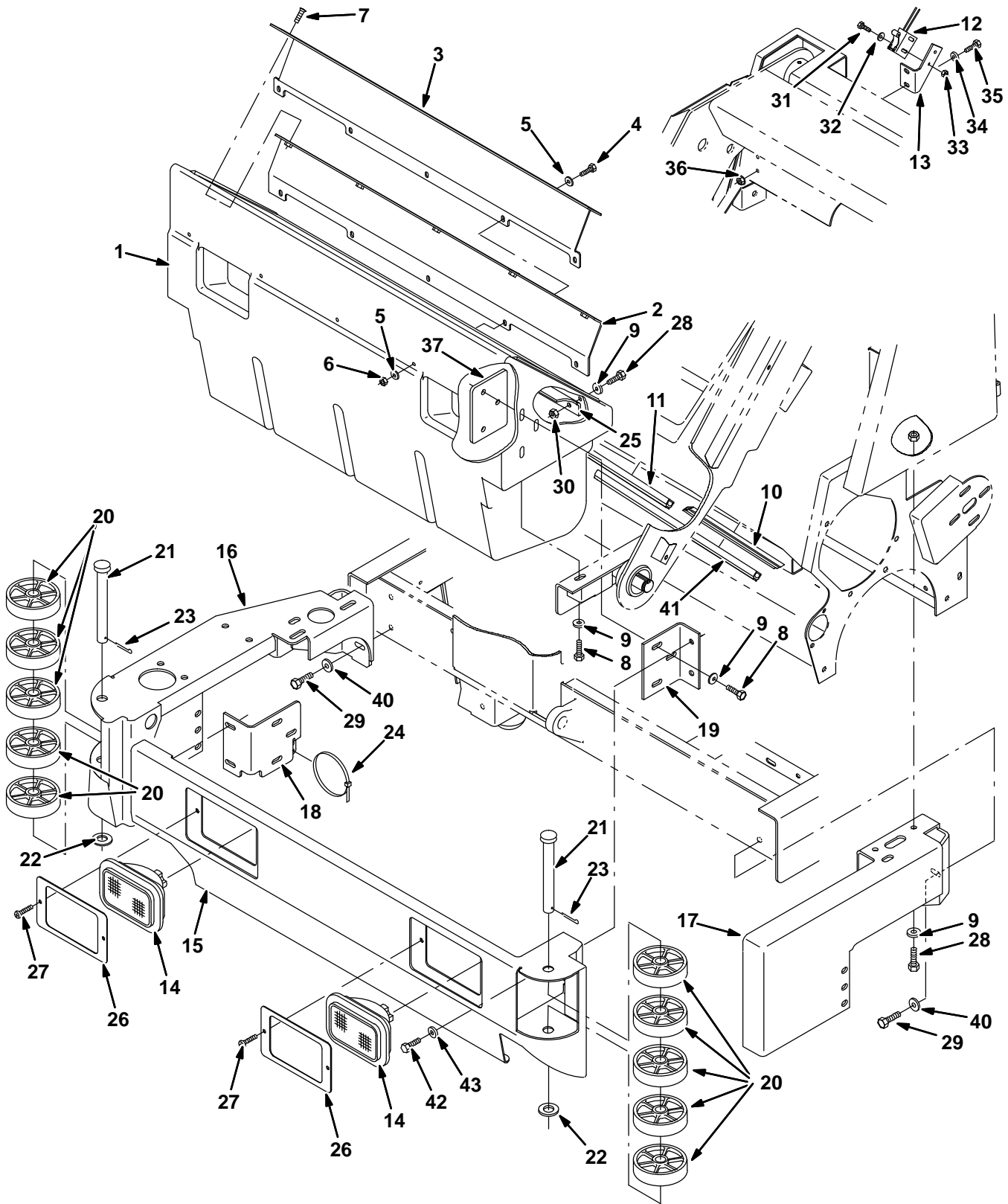


Fig. 41 - Hopper and Bumper Group

Ref.	Part No.	Serial Number	Description	Qty.	
1	386566	(000000-006999)	Hopper, Sweeper, [8300]	1	
1	1056437	(007000-)	Hopper, Swpr, Teal [8300]	1	
2	386970	(000000-006999)	Brace, Hppr, Internal	1	
2	1056509	(007000-)	Brace, Hppr, Int, Iron Gray	1	
3	386971	(000000-006999)	Brace, Hppr, External	1	
3	1056510	(007000-)	Brace, Hppr, Ext, Iron Gray	1	
4	06944	(000000-)	Screw, Hex, M06 X 1.0 X 25, 8.8	5	
5	32490	(000000-)	Washer, Flt, .25 Std	10	
6	41359	(000000-)	Nut, Hex, Std, M06 X 1.0	5	
7	06415	(000000-)	Screw, Flat, M06 X 1.0 X 25, 10.9	5	
8	16931	(000000-)	Screw, Hex, M08 X 1.25 X 16, 8.8	8	
9	32491	(000000-)	Washer, Flt, .31 Std	18	
10	387407	(000000-)	Seal, Hppr, Vertical	2	
11	387413	(000000-)	Seal, Hppr, Horiz	1	
12	367404	(000000-)	Switch Assy, Roller, No	1	
13	387295	(000000-)	Bracket, Switch	1	
13	1056522	(007000-006999)	Bracket, Switch, Iron Gray	1	
▽	14	223044	(000000-)	Headlight, 36vdc, 15cp 0.7a [#0534242]	2
▲	360518	(000000-)	Lamp, 36vdc, 32cp .72a, [#sp7]	1	
15	386908	(000000-006999)	Bumper Wldt	1	
15	1056792	(007000-)	Bumper Wldt, Iron Gray	1	
16	386752	(000000-006999)	Bumper Wldt, Rh	1	
16	1056500	(007000-)	Bumper Wldt, Rh, Iron Gray	1	
17	387095	(000000-006999)	Bumper Wldt, Lh	1	
17	1056795	(007000-)	Bumper Wldt, Lh, Iron Gray	1	
18	386570	(000000-006999)	Angle, Bumper, Mtg, Rh	1	
18	1056498	(007000-)	Angle, Bmpr, Mtg, Iron Gray	1	
19	387498	(003185-006999)	Bracket, Bumper	1	
19	1056808	(007000-)	Bracket, Bmpr, Iron Gray	1	
20	364085	(000000-)	Wheel, 4.0d 0.98w 0.78b	10	
21	51414	(000000-)	Pin, Clevis, 0.75 D X 6.50l	2	
22	39350	(000000-)	Washer, Flt, .75 Sae	2	
23	08236	(000000-)	Pin, Cotter, .156 X 1.25	2	
24	49266	(000000-)	Tie, Cable, Nyl, 07.3l .19w 1.8 Max D	3	
25	387019	(000000-)	Angle	1	
26	363827	(000000-)	Plate, Headlight	2	
26	1056677	(007000-)	Plate, Headlight, Iron Gray	2	
27	74027	(000000-)	Screw, Pan, M06-1.0 X 12, NI	4	
28	39277	(000000-)	Screw, Hex, M08 X 1.25 X 25, 8.8	8	
29	39283	(000000-)	Screw, Hex, M10 X 1.5 X 25, 8.8	4	
30	08709	(000000-)	Nut, Hex, Lock, M08 X 1.25, NI	4	
31	09244	(000000-)	Screw, Hex, M05 X 0.8 X 16, 8.8	2	
32	19066	(000000-)	Washer, Flt, #10	2	
33	06549	(000000-)	Nut, Hex, Lock, M05 X 0.8, NI	2	
34	06942	(000000-)	Screw, Hex, M06 X 1.0 X 16, 8.8	2	
35	32483	(000000-)	Washer, Flt, .25 Sae	2	
36	08708	(000000-)	Nut, Hex, Lock, M06 X 1.0, NI	2	
37	1056926	(000000-)	Plate, Iron Gray	2	
38	06955	(000000-)	Screw, Hex, M08 X 1.25 X 35, 8.8	6	
39	07791	(000000-)	Nut, Hex, Flng, M08 X 1.25	4	

Fig. 41 – Hopper and Bumper Group

Ref.	Part No.	Serial Number	Description	Qty.
40	32492	(000000–) Washer, Flt, .38 Std	4
41	387406	(000000–) Seal, Hppr, Horiz	1
42	06955	(003185–) Screw, Hex, M8X1.25 X 35, 8.8	2
43	32491	(003185–) Washer, Flat, 0.31 Std	2

Fig. 42 - Sweeper Main Brush Skirts Group

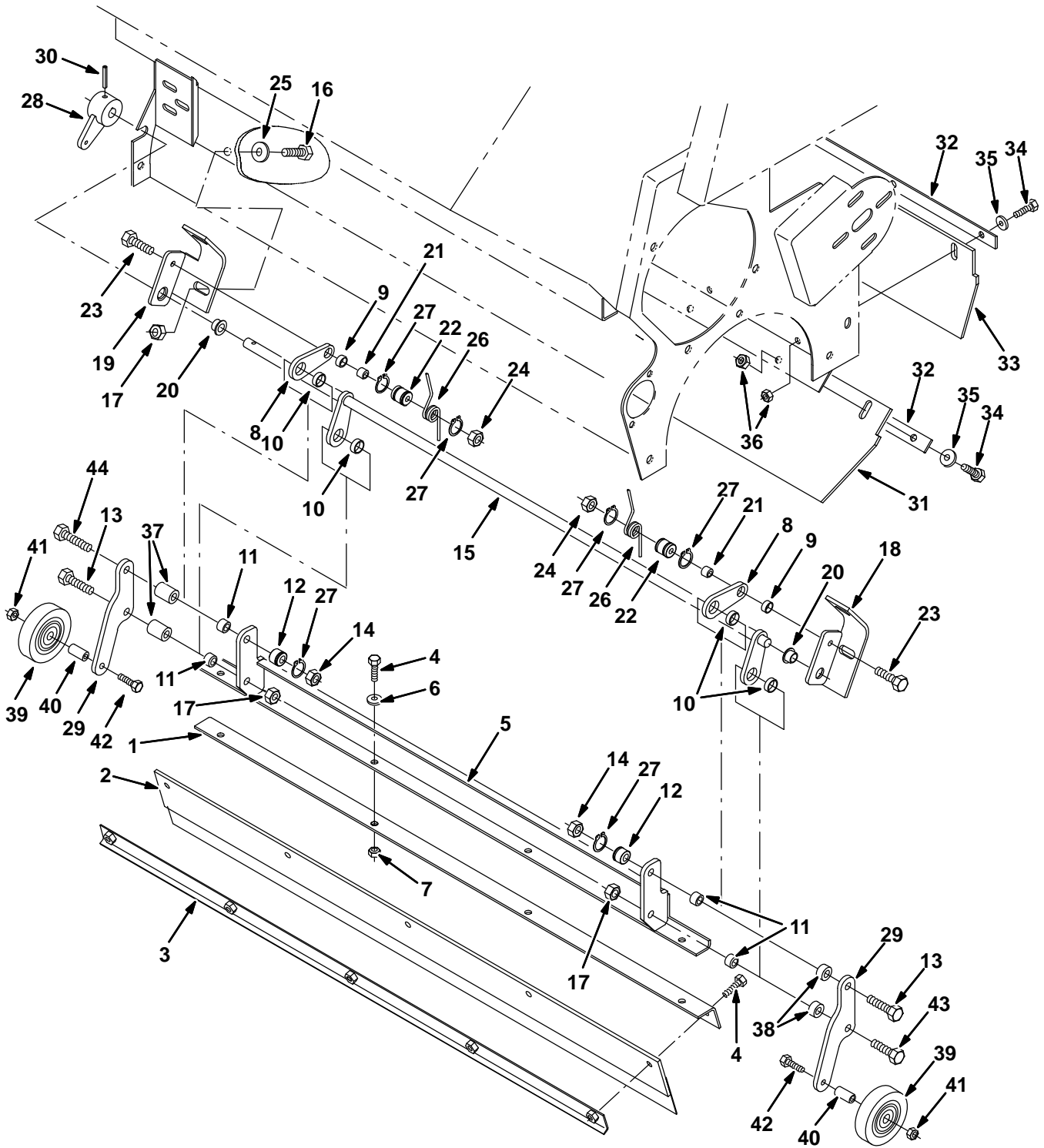


Fig. 42 – Sweeper Main Brush Skirt Group

Ref.	Part No.	Serial Number	Description	Qty.
1	387275	(000000–006999)	Angle, Mtg, Front	1
1	1056519	(007000–)	Angle, Mtg, Front, Iron Gray	1
2	386626	(000000–)	Flap, Front	1
3	1056880	(000000–)	Strip, Flap, Iron Gray	1
4	09740	(000000–)	Screw, Hex, M08 X 1.25 X 20, Ss	9
5	387274	(000000–006999)	Channel Wldt	1
5	1056518	(007000–)	Channel Wldt, Iron Gray	1
6	01685	(000000–)	Washer, Flat, 0.38b 0.88d .08, Ss	4
7	07786	(000000–)	Nut, Hex, Std, M08 X 1.25, Ss	4
8	1056925	(000000–)	Arm, Iron Gray	2
9	367452	(000000–)	Bushing, Sleeve, 0.50b 0.59d 0.25l, Bnz	2
10	360491	(000000–)	Bushing, Sleeve, 0.63b 0.72d 0.25l	4
11	386581	(000000–)	Bearing, Sleeve, 0.62od	4
12	387268	(000000–)	Spacer, Short	2
13	06964	(000000–)	Screw, Hex, M10 X 1.50 X 70, 8.8	2
14	08714	(000000–)	Nut, Hex, Lock, M10 X 1.5, NI, Ss	2
15	1056881	(000000–)	Arm Wldt, Flap, Lower, Iron Gray	1
16	09028	(000000–)	Screw, Hex, M10 X 1.5 X 25, Ss	4
17	08714	(000000–)	Nut, Hex, Lock, M10 X 1.5, NI, Ss	4
18	1056882	(000000–)	Bar Wldt, Flap, Lh, Iron Gray	1
19	1056920	(000000–)	Bar Wldt, Flap, Rh, Iron Gray	1
20	15648	(000000–)	Bushing, Flng, 0.50b 0.59d 0.38l	2
21	387235	(000000–)	Sleeve	2
22	387234	(000000–)	Spacer	2
23	09026	(000000–)	Screw, Hex, M08 X 1.25 X 40, Ss	2
24	07786	(000000–)	Nut, Hex, Std, M08 X 1.25, Ss	2
25	33924	(000000–)	Washer, Flat, M10, 10.5x21x2ss	4
26	387296	(000000–)	Spring, Tors, .81ld .09W 3.0 Coil	2
27	26428	(000000–)	Ring, Retaining, Ext, 0.75d, Hd	6
28	1056879	(000000–)	Arm Wldt, Flap, Iron Gray	1
29	387397	(000000–006999)	Leg	1
29	1056525	(007000–)	Leg, Iron Gray	1
30	26103	(000000–)	Pin, Roll, .180 D X 1.25L, .187/.192	1
31	386828	(000000–)	Skirt, Recirculation	1
32	1057529	(000000–)	Strip, Flap, Recirculation, Iron Gray	1
33	386829	(000000–)	Skirt, Recirculation	1
34	76570	(000000–)	Screw, Hex, M08 X 1.25 X 30, 8.8	4
35	32491	(000000–)	Washer, Flt, .31 Std	8
36	08709	(000000–)	Nut, Hex, Lock, M08 X 1.25, NI	8
37	387398	(000000–006999)	Spacer	2
37	1056526	(007000–)	Spacer, Iron Gray	2
38	387399	(000000–006999)	Spacer	2
38	1056527	(007000–)	Spacer, Iron Gray	2
39	222066	(000000–)	Wheel, 3.0D 0.88W 0.50B	2
40	222496	(000000–)	Sleeve	2
41	08713	(000000–)	Nut, Hex, Lock, M08 X 1.25, NI, Ss	2
42	09026	(000000–)	Screw, Hex, M08 X 1.25 X 40, Ss	2
43	32731	(000000–)	Screw, Hex, M10 X 1.5 X 50, Ss	1
44	06965	(000000–)	Screw, Hex, M10 X 1.5 X 80, 8.8	1

Fig. 43 - Hopper Lift Arms Group

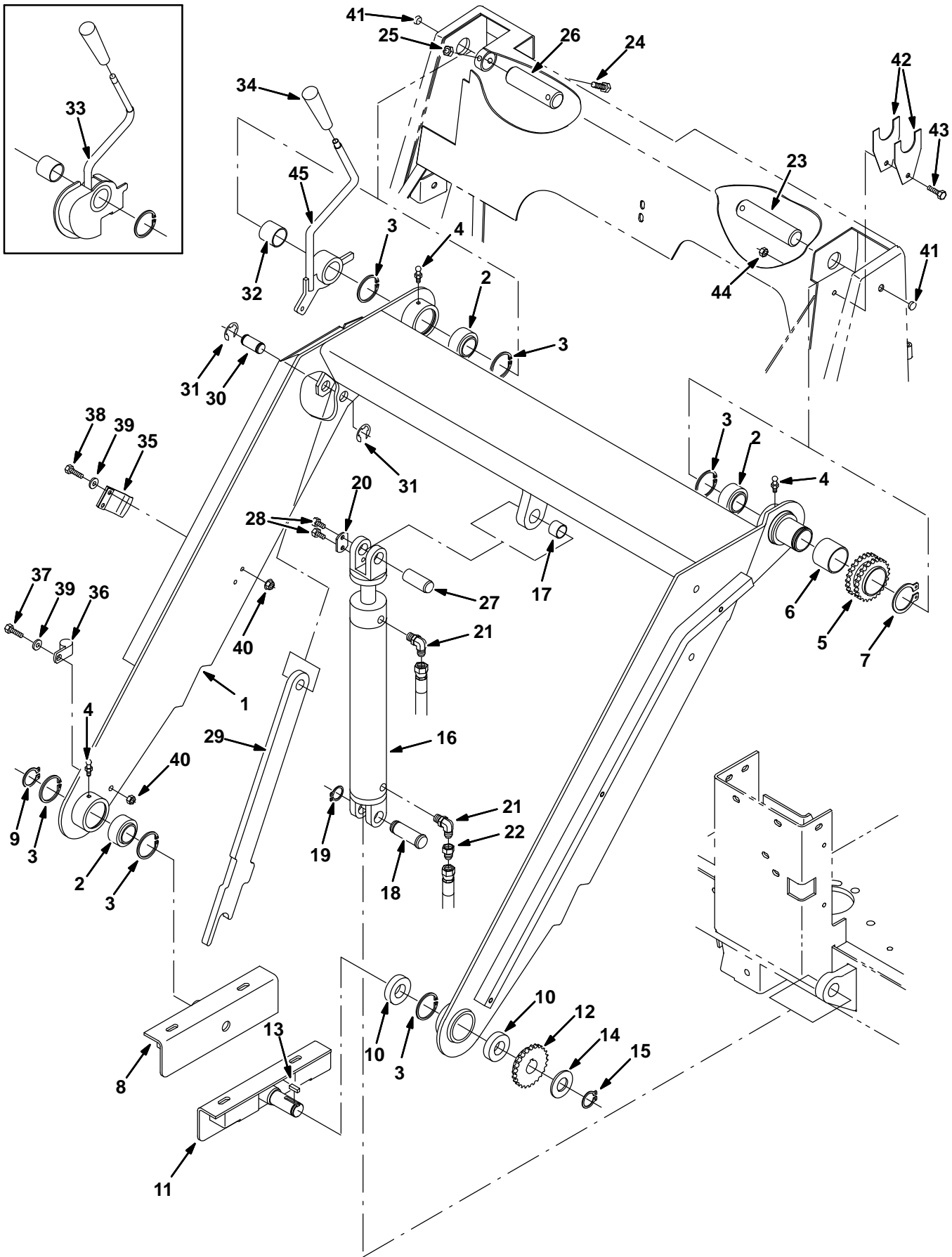


Fig. 43 – Hopper Lift Arms Group

Ref.	Part No.	Serial Number	Description	Qty.
1	387345	(000000–006999)	Arm Wldt, Lift, Hopper, W/ Label, [8300]	1
1	9006950	(007000–)	Arm Assy, Lift, Hppr, W/ Label,Iron Gray	1
2	42120–1	(000000–)	Bearing, Self Align, 1.25b 2.00d	3
3	59542	(000000–)	Ring, Retaining, Int, 2.00d	6
4	07259	(000000–)	Fitting, Grease, Str Pm04 .47l	3
5	1057522	(000000–)	Sprocket Wldt, 40, 18tooth, Iron Gray	1
6	386801	(000000–)	Bearing, Sleeve, 1.75id	1
7	87147	(000000–)	Ring, Retaining, Ext, 1.75d, Hd	1
8	1056898	(000000–)	Bracket, Hppr, Rh, Iron Gray	1
9	58359	(000000–)	Retainer, Ring	1
10	386694	(000000–)	Bearing, Ball, 1.00b 2.00d 0.50w	2
11	386569	(000000–006999)	Bracket, Hopper, Lh	1
11	1056678	(007000–)	Bracket, Hppr, Lh, Iron Gray	1
12	386540	(000000–)	Sprocket, Hopper	1
13	00926	(000000–)	Key, Sq, 0.25 X 0.25, 00.75l	1
14	45888	(000000–)	Washer, Flat, 1.00, Sae	1
15	386962	(000000–)	Ring, Retaining, Ext, 1.00od	1
16	379120	(000000–)	Cylinder, Hyd, 2.0b, . L,12.00strk,2500	1
17	364587	(000000–)	Bushing, Sleeve, 0.88b 1.00d 0.75l, Bnz	1
18	73077	(000000–)	Pin, Clevis	1
19	72899	(000000–)	Ring, Retaining, Ext, 0.88d	1
20	72897	(000000–)	Plate, Pin, Clevis, Upper	1
21	77097	(000000–)	Fitting, Hyd, E90, Jm04/Om04	2
22	16455	(000000–)	Fitting, Hyd, Rst, Jm04/.047	1
23	386690	(000000–)	Pin	1
24	39278	(000000–)	Screw, Hex, M08 X 1.25 X 50, 8.8	2
25	08709	(000000–)	Nut, Hex, Lock, M08 X 1.25,NI	2
26	386689	(000000–)	Pin	1
27	72898	(000000–)	Pin, Clevis	1
28	11329	(000000–)	Screw, Hex, M06 X 1.0 X 16, Ss, NI	2
29	387347	(000000–)	Arm, Safety W/ Label, [8300]	1
30	387335	(000000–)	Pin, Arm, Safety	1
31	59840	(000000–)	Ring, Retaining, Ext, 0.75d	2
32	386598	(000000–)	Bearing, Sleeve, 1.25id	1
33	386599	(000000–003124)	Lever Assy, Flap	1
34	54995	(000000–)	Knob, Tapered	1
35	364672	(000000–)	Clip, Spring, Prop Arm	1
36	40678–1	(000000–)	Clamp, Cable, Stl, 0.88d X 0.62w, 1h	1
37	06943	(000000–)	Screw, Hex, M06 X 1.0 X 20, 8.8	1
38	06942	(000000–)	Screw, Hex, M06 X 1.0 X 16, 8.8	2
39	32483	(000000–)	Washer, Flt, .25 Sae	3
40	07790	(000000–)	Nut, Hex, Flng, M06 X 1.0	3
41	56992	(000000–)	Button, Plug, 0.50H .03–.12 [Black Nyl]	2
42	360768	(000000–)	Plate, Spacer, Lift Arm	4
43	06943	(000000–)	Screw, Hex, M06 X 1.0 X 20, 8.8	1
44	07790	(000000–)	Nut, Hex, Flng, M06 X 1.0	1
45	387472	(003125–)	Lever Wldt, Flap	1

Fig. 44 - Hopper Chain and Cover Group

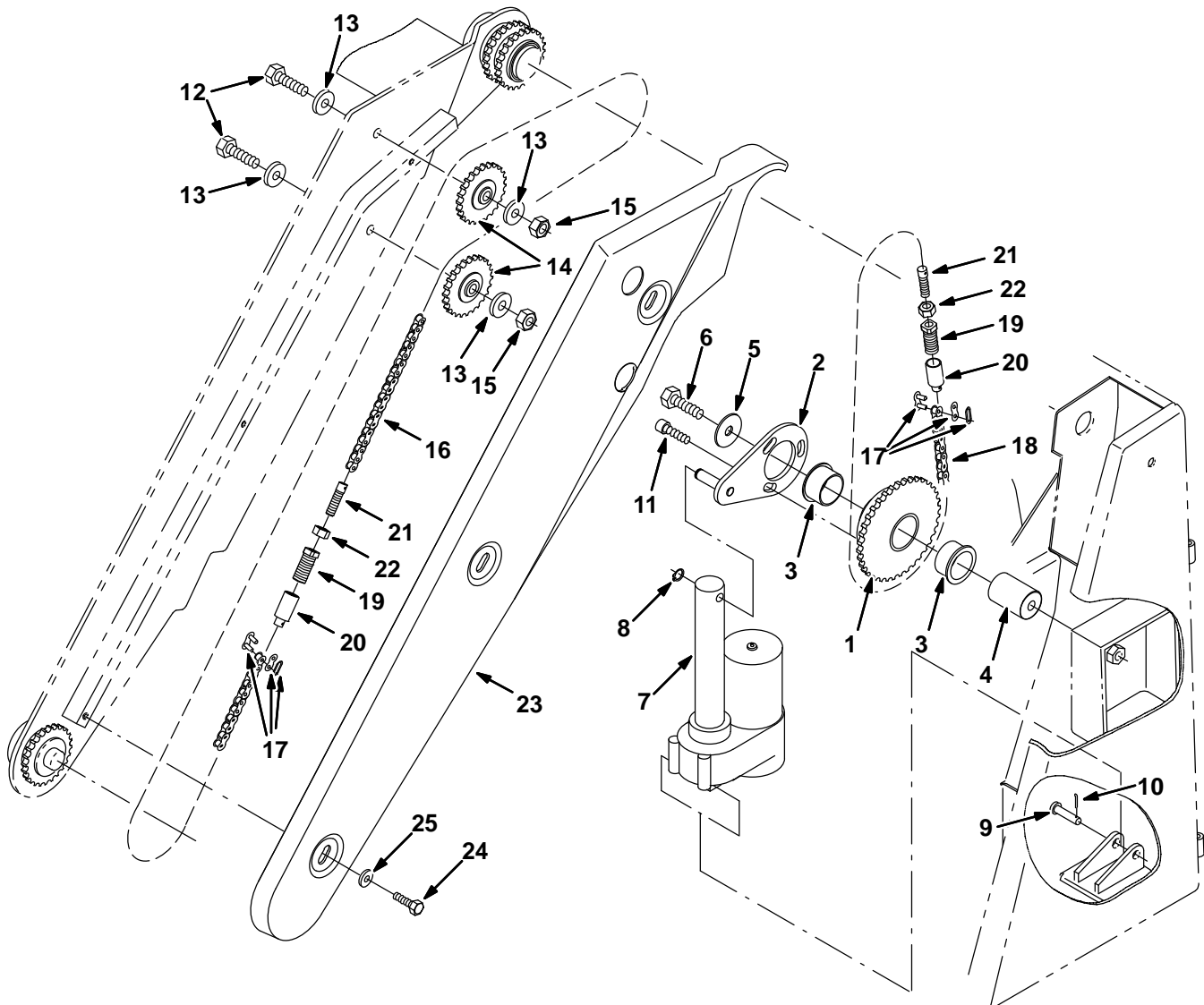


Fig. 44 - Hopper Chain and Cover Group

Ref.	Part No.	Serial Number	Description	Qty.
1	1057523	(000000-) Sprocket Wldt, 40, 32tooth, 1.66b, Gray	1
2	1056918	(000000-) Arm Wldt, Iron Gray	1
3	54620	(000000-) Bushing, Flng, 1.50b 1.65d 1.00l	2
4	386783	(000000-) Shaft	1
5	51564	(000000-) Washer, 0.53b 1.75d .12, Stl, PI	1
6	06974	(000000-) Screw, Hex, M12 X 1.75 X 80, 8.8	1
7	387144	(000000-) Actuator, Rollout	1
8	70717	(000000-) Ring, Retaining, Ext, 0.50d, Hd	1
9	17461	(000000-) Pin, Clevis, 0.37 D X 1.75l	1
10	08179	(000000-) Pin, Cotter, .094 X 1.00	1
11	39309	(000000-) Screw, Soc, M10 X 1.5 X 25, 12.9	3
12	06971	(000000-) Screw, Hex, M12 X 1.75 X 50, 8.8	2
13	32486	(000000-) Washer, Flt, .50 Sae	4
14	386539	(000000-) Sprocket, Idler	2
15	08711	(000000-) Nut, Hex, Lock, M12 X 1.75,NI	2
16	386554	(000000-) Chain, Arm	1
17	07112	(000000-) Link, Chain, Roller, #40	2
18	386555	(000000-) Chain, Drive	1
19	386997	(000000-) Housing	2
20	386998	(000000-) Ear	2
21	386999	(000000-) Pivot	2
22	32716	(000000-) Nut, Hex, Jam, M10 X 1.5, Ss	2
23	387279	(000000-006999) Cover, Chain	1
23	1056642	(007000-) Cover, Chain, Teal	1
24	16931	(000000-) Screw, Hex, M08 X 1.25 X 20, 8.8	3
25	32491	(000000-) Washer, Flt, .31 Std	3

Fig. 45 - Hopper Filter Box Group

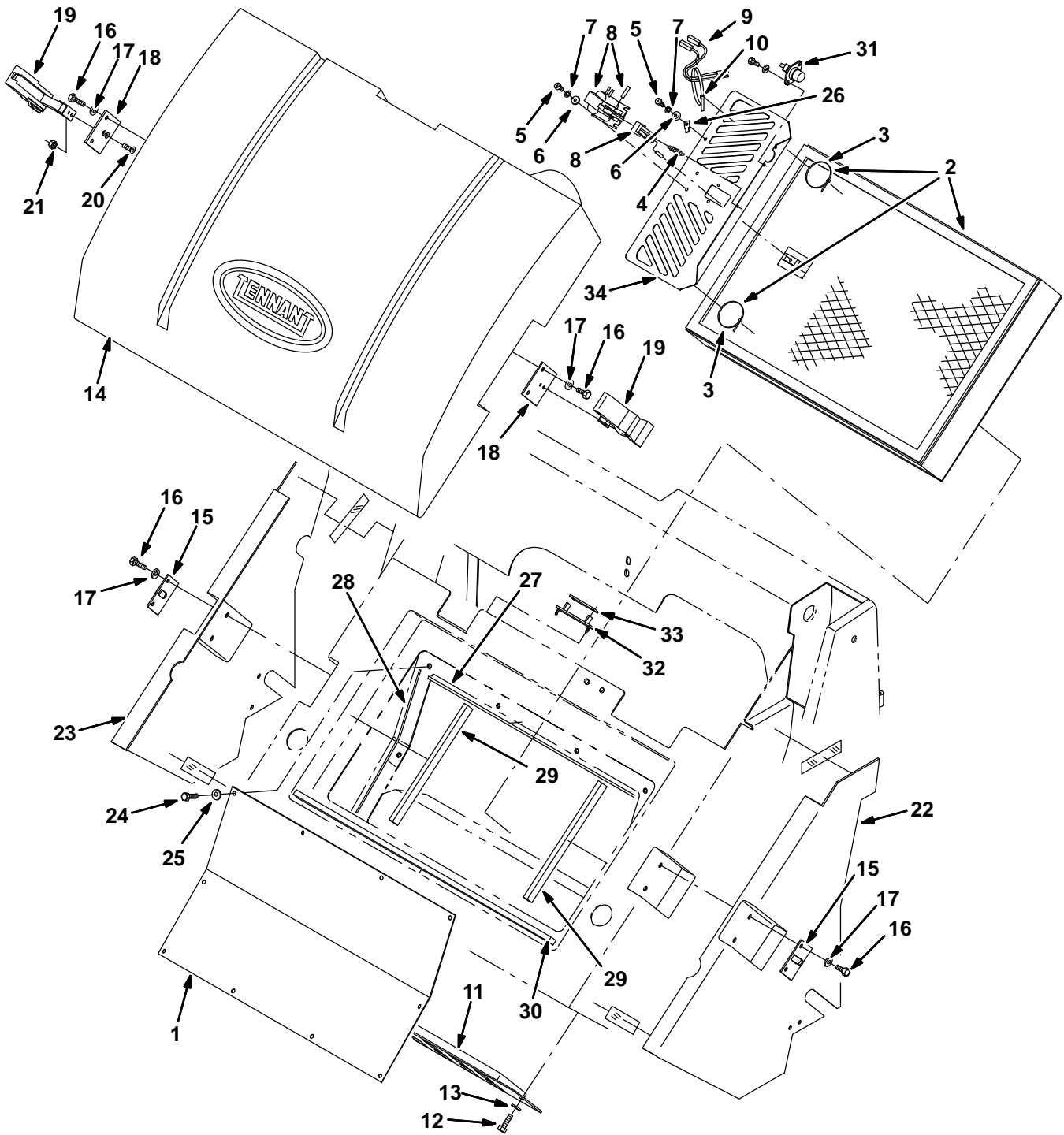


Fig. 45 - Hopper Filter Box Group

Ref.	Part No.	Serial Number	Description	Qty.
	1	386989	(000000-006999) Panel, Access	1
	1	1056683	(007000-) Panel, Access, Iron Gray	1
▽	2	375213	(000000-) Kit, Ci, Fltr, [8300]	1
▲	3	49266	(000000-) Tie, Cable, Nyl, 07.3L .19W 1.8MaxD	2
	4	1045426	(000000-) Spring, Extn, 0.43OD 0.05Wir 01.4L	1
	5	49697	(000000-) Screw, Pan, M04 X 0.7 X 10, Ss	5
	6	19065	(000000-) Washer, Flt, #08	5
	7	32978	(000000-) Washer, Lock, Int, #08	5
	8	379891	(000000-) Solenoid, Filter Shaker	1
	9	383835	(000000-) Harness, Solenoid, Shagr, [6200]	1
	10	49266	(000000-) Tie, Cable, Nyl, 07.3L .19w 1.8 Max D	1
	11	386919	(000000-006999) Panel Wldt, Perma-Filter	1
	11	1056682	(007000-) Panel Wldt, Perma-Filter, Iron Gray	1
	12	16931	(000000-) Screw, Hex, M08 X 1.25 X 20, 8.8	2
	13	32491	(000000-) Washer, Flt, .31 Std	2
	14	386463	(000000-006999) Cover, Hopper	1
	14	1056436	(007000-) Cover, Hppr, Teal	1
	15	387284	(000000-006999) Plate, Latch, Upper	2
	15	1056521	(007000-) Plate, Latch, Upper, Iron Gray	2
	16	87308	(000000-) Screw, Hex, M06 X 1.0 X 12, 8.8	8
	17	32490	(000000-) Washer, Flt, .25 Std	8
	18	387283	(000000-006999) Plate, Latch, Lower	2
	18	1056520	(007000-) Plate, Latch, Lower, Iron Gray	2
	19	360824	(000000-) Latch	2
	20	360826	(000000-) Screw, Flat, M05 X 0.8 X 16, 10.9	4
	21	06549	(000000-) Nut, Hex, Lock, M05 X 0.8, NI	4
	22	387542	(000000-006999) Kit, Panel, Lh	1
	22	9006963	(007000-) Panel Kit, Lh, Teal	1
	23	387543	(000000-006999) Kit, Panel, Rh	1
	23	9006964	(007000-) Panel Kit, Rh, Teal	1
	24	87308	(000000-) Screw, Hex, M06 X 1.0 X 12, 8.8	10
	25	32483	(000000-) Washer, Flt, .25 Sae	10
	26	68106	(000000-) Terminal, Qdc, [.25m, Tab ,]	1
	27	387384	(000000-) Seal, Horiz	2
	28	387383	(000000-) Seal, Vertical	2
	29	387385	(000000-) Spacer, Fltr, Vertical	2
	30	387386	(000000-) Spacer, Fltr, Horiz	1
	31	87546	(000000-) Thermostat	1
	32	386808	(000000-) Clamp, Ribbon Cable	1
	33	386809	(000000-) Clamp, Ribbon Cable, Hold-Down	1
	34	387404	(000000-) Angle, Mtg, Fltr Shaker	1

Fig. 46 - Sweeper Vacuum Fan Group

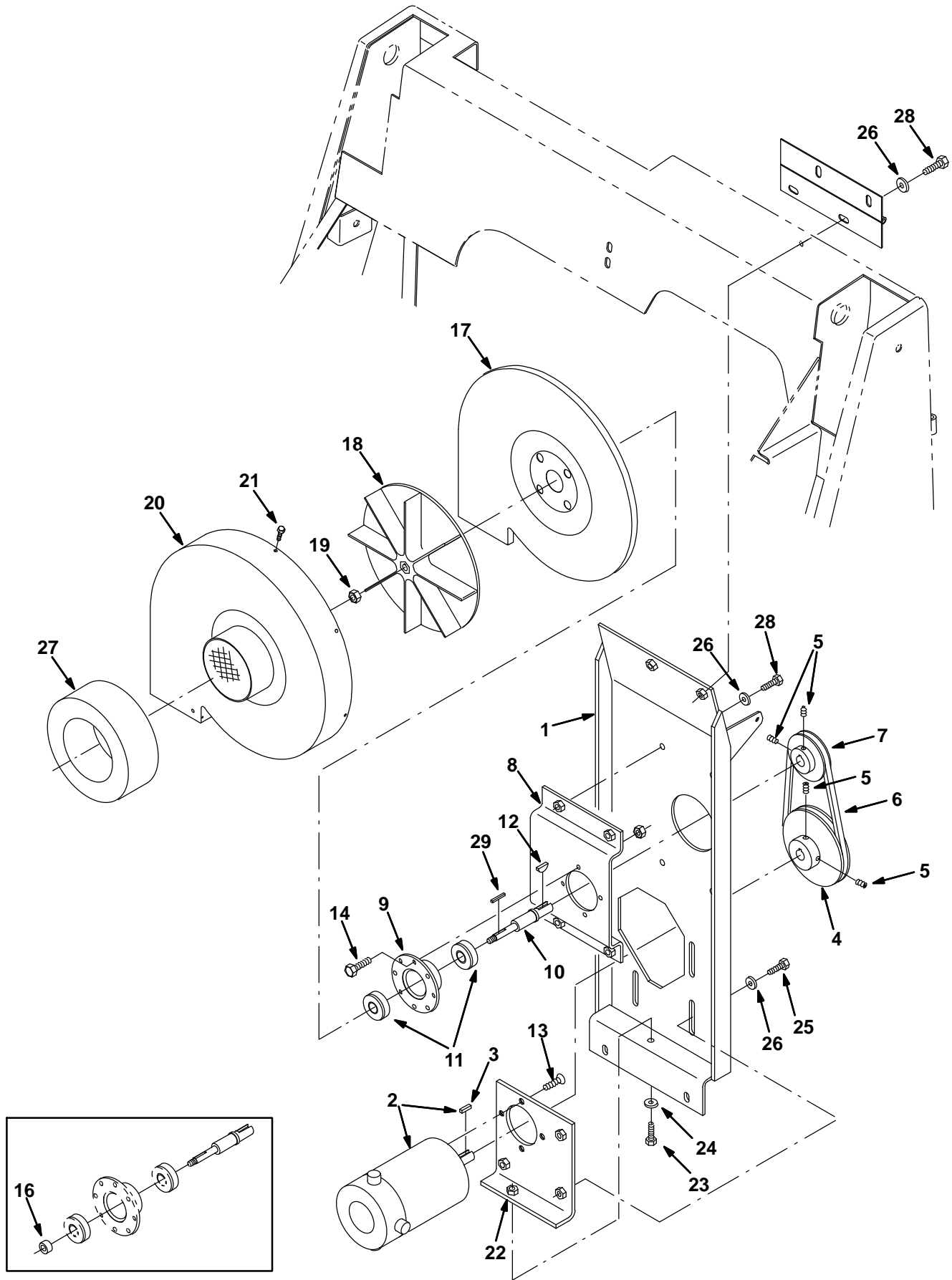


Fig. 46 - Sweeper Vacuum Fan Group

Ref.	Part No.	Serial Number	Description	Qty.	
1	386686	(000000-006999)	Plate Wldt	1	
1	1056393	(007000-	Plate Wldt, Iron Gray	1	
2	222409	(000000-003581)	Motor, Ele, 36Vdc (See Breakdown) (Repl. by 374201)	1	
2	374201	(003582-007479)	Motor, Ele, 36Vdc (See Breakdown) (Repl by 1053284)	1	
2	1053284	(007480-	Motor, Ele, 36Vdc 2500Rpm 0.75 (See Breakdown)	1	
3	00912	(000000-	Key, Sq, 0.19 X 0.19, 01.00l	1	
4	1057515	(000000-	Sheave, 01grv, 04.7pd 0.75b, Gray [3v]	1	
5	39338	(000000-	Screw, Set, .31-18 X 0.50, Soc	4	
6	360686	(000000-	Belt, V, [3v] 33.5l	1	
7	360181	(000000-	Sheave, [3v], 1grv, 02.6pd 0.63b	1	
8	387081	(000000-006999)	Bracket	1	
8	1056686	(007000-	Bracket, Iron Gray	1	
▽	387387	(000000-	Bearing Assy	1	
▲	9	41561	(000000-	Bushing Assy, Flng, 4 Hole, 1.57b, Stl	1
▲	10	387376	(000000-	Shaft	1
▲	11	32525	(000000-	Bearing, Ball, 0.67b 1.57d 0.47w	2
12	00500-10	(000000-	Key, Woodruff, 0.19 0.75, [ASA#0606]	1	
13	32129	(000000-	Screw, Flat, M08 X 1.25 X 20, 10.9	4	
14	06943	(000000-	Screw, Hex, M06 X 1.0 X 20, 8.8	4	
15	08708	(000000-	Nut, Hex, Lock, M06 X 1.0, NI	4	
16	10362	(000000-007072)	Spacer	1	
17	36593	(000000-006999)	Housing, Vacfan, Rear, 9.0d, Impeller	1	
17	1056676	(007000-	Housing, Vacfan, Rear, 9.0d, Impeller	1	
18	74454	(000000-	Impeller, 9.00d X 1.40w X 0.376b	1	
19	87299	(000000-007072)	Nut, Hex, Flexlock, .31-24	1	
19	71244	(007073-	Nut, Hex, Flexlock, .38-24	1	
20	387349	(000000-	Cover, Vac Fan, W/ Label, [8300]	1	
21	87838	(000000-	Screw, Hex, #06-20 X 0.50, Fmg, [Ab]	9	
22	387082	(000000-006999)	Angle	1	
22	1056687	(007000-	Angle, Iron Gray	1	
23	33401	(000000-	Screw, Hex, M8 X 1.25 X 50, Ss, Fl	1	
24	32492	(000000-	Washer, Flt, .38 Std	1	
25	39277	(000000-	Screw, Hex, M08 X 1.25 X 25, 8.8	3	
26	32491	(000000-	Washer, Flt, .31 Std	11	
27	387408	(000000-	Seal, Vac Fan	2	
28	16931	(000000-	Screw, Hex, M08 X 1.25 X 20, 8.8	8	
29	00954	(000000-	Key, Sq, 0.12 X 0.12, 01.00l	1	

Fig. 47 – Hydraulic Power Unit and Solenoid Valve Group

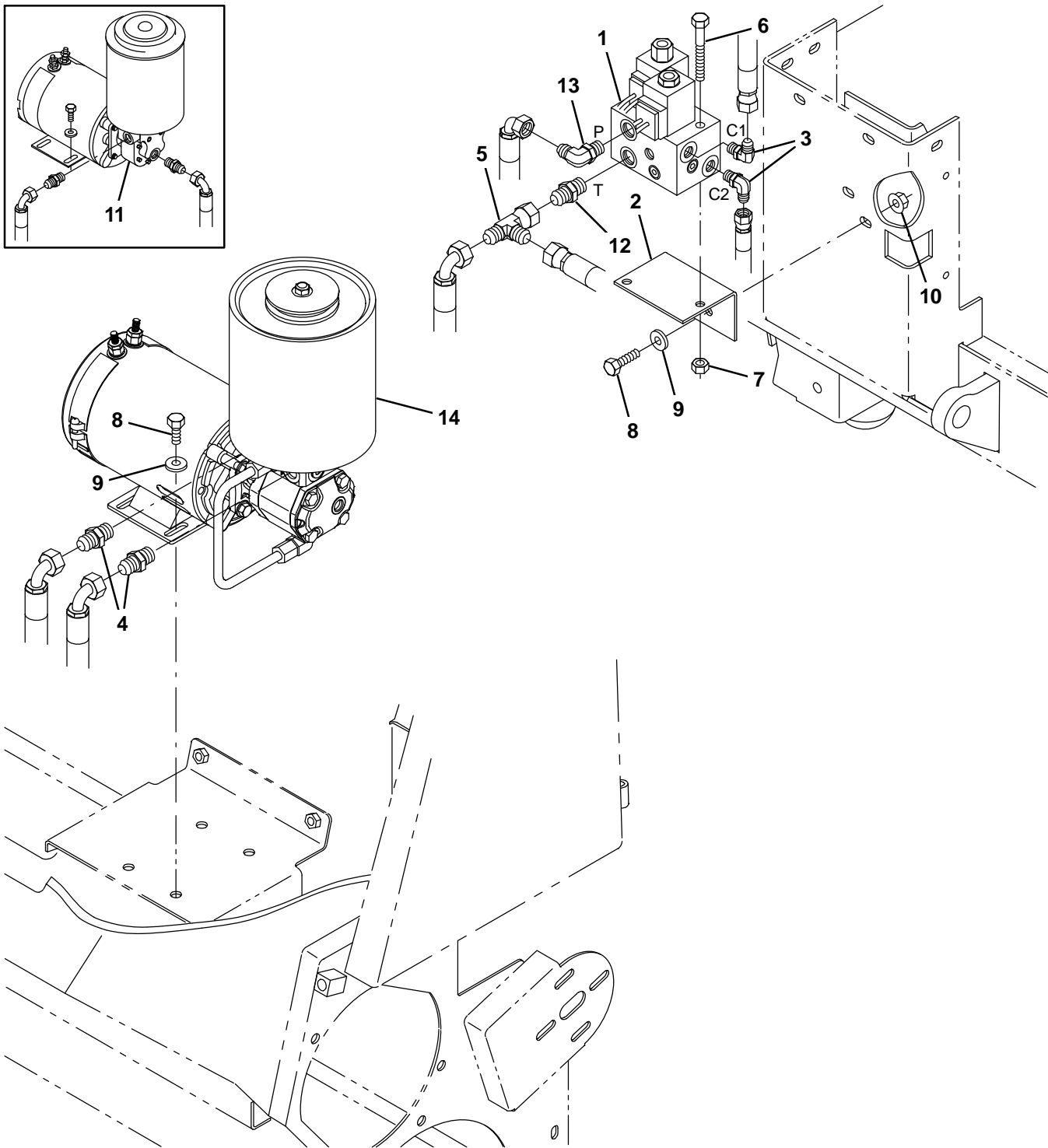
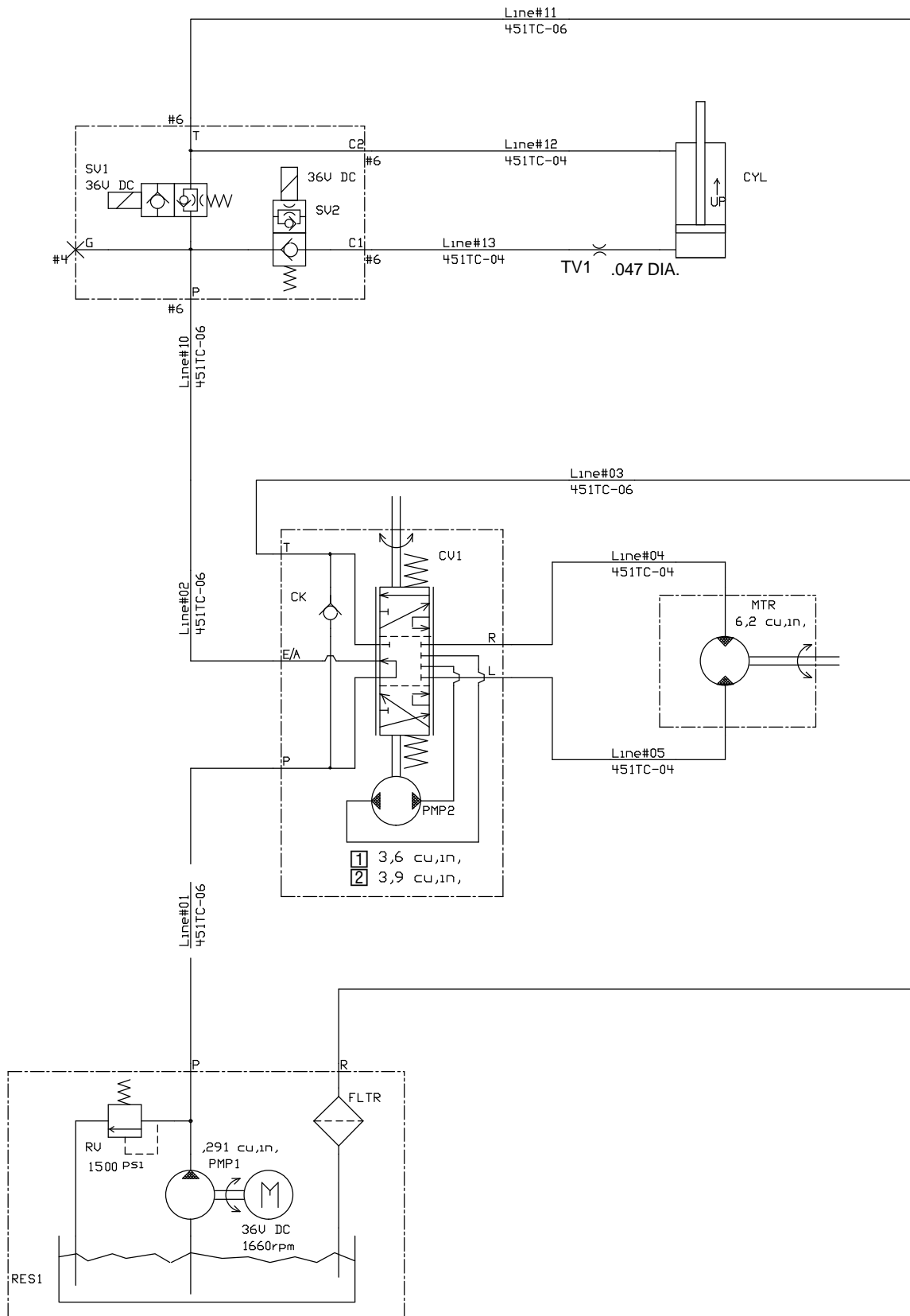


Fig. 47 - Hydraulic Power Unit and Solenoid Valve Group

Ref.	Part No.	Serial Number	Description	Qty.
1	386705	(000000-004772)	Valve, Hyd, Solenoid (See Breakdowns) Replaced by 1049212	1
1	1049212	(004773-	Valve, Cntrl, Hyd, Solenoid, 36Vdc 06Gpm (See Breakdowns)	1
2	387351	(000000-006999)	Angle	1
2	1056523	(007000-	Angle, Iron Gray	1
3	77097	(000000-	Fitting, Hyd, E90, Jm04/Om04	2
4	56690	(000000-	Fitting, Hyd, Str, Jm06/Om06	3
5	42215	(000000-	Fitting, Hyd, Tee, Jf06/Jm06/Jm06, Run	1
6	06958	(000000-	Screw, Hex, M08 X 1.25 X 80, 8.8	2
7	08709	(000000-	Nut, Hex, Lock, M08 X 1.25,NI	2
8	16931	(000000-	Screw, Hex, M08 X 1.25 X 20, 8.8	6
9	32491	(000000-	Washer, Flt, .31 Std	6
10	07791	(000000-	Nut, Hex, Flng, M08 X 1.25	2
11	386704	(000000-007329)	Powerunit, Hyd, 36Vdc (See Breakdowns)	1
12	56690	(000000-	Fitting, Hyd, Str, Jm06/Om06	1
13	56820	(000000-	Fitting, Hyd, E90, Jm06/Om06	3
14	1071111	(007330-	Powerunit, Hyd, 36Vdc	1

Fig. 48 – Hydraulic Schematic



- 1 Serial number (000000-003713)
- 2 Serial number (003714-)

Fig. 49 - Hydraulic Hose Group

Ref.	Part No.	Serial Number	Description	Qty.
1	361043	(000000-) Hose, Hyd,Med06, Jf06str /Jf06e90 , 26.0	1
2	387281	(000000-) Hose, Hyd,Tc 04, Jf04str /Jf04e90 , 20.0	1
3	386711	(000000-) Hose, Hyd, Tc 06, Jf str/E90 , 48.0l	1
4	387282	(000000-) Hose, Hyd,Tc 06, Jf06str /Jf06e90 , 24.0	1
5	381867	(000000-) Hose, Hyd,Tc 04, Jf04str /Jf04e90 , 30.0	2
6	1036903	(000000-) Hose, Hyd, Tc04, Jf04Str/Jf04Str, 025.0	2

Fig. 50 – Electrical Control Box Circuit Breaker Group

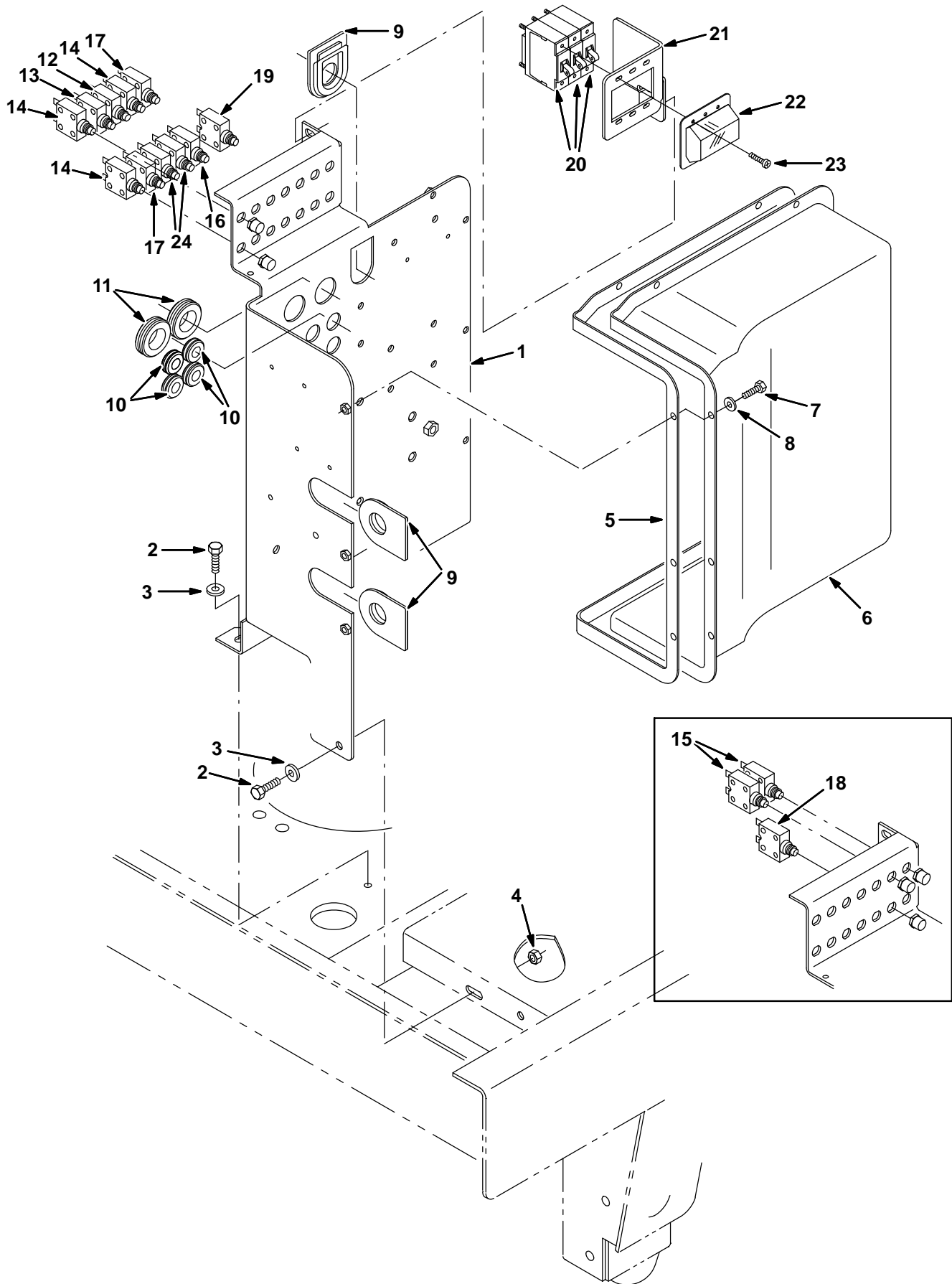


Fig. 50 - Electrical Control Box Circuit Breaker Group

Ref.	Part No.	Serial Number	Description	Qty.
1	387453	(000000-006999)	Plate, Controlbox	1
1	1056486	(007000-)	Plate, Controlbox, Iron Gray	1
2	16931	(000000-)	Screw, Hex, M08 X 1.25 X 20, 8.8	3
3	32491	(000000-)	Washer, Flt, .31 Std	3
4	08709	(000000-)	Nut, Hex, Lock, M08 X 1.25,NI	1
5	386127	(000000-)	Gasket, Cover, Controller	1
6	386128	(000000-)	Cover, Controlbox	1
7	09244	(000000-)	Screw, Hex, M05 X 0.8 X 16, 8.8	8
8	01683	(000000-)	Washer, Flt, #10 Ss	8
9	386563	(000000-)	Grommet, Rbr, 1.0b	3
10	10632-17	(000000-)	Grommet, Rbr, 0.50id, F/ 0.8h, .12matl	4
11	10632-14	(000000-)	Grommet, Rbr, 1.00id, F/ 1.4h, .12matl	2
12	383725	(000000-)	Circuitbreaker,30.0a	1
13	383723	(000000-)	Circuitbreaker, 20.0a	1
14	383722	(000000-)	Circuitbreaker, 15.0a	3
15	383728	(000000-003545)	Circuitbreaker, 50.0a	2
16	383724	(000000-)	Circuitbreaker, 25.0a	1
17	1054855	(000000-)	Circuitbreaker, 2.5a, Resetable	2
18	383728	(000000-003545)	Circuitbreaker, 50.0a (Center Brush Option)	1
19	383727	(000000-)	Circuitbreaker, 40.0a (Power Steering Option)	1
20	387636	(003546-)	Circuitbreaker, 40a, (Max Pro 1200 Disk)	3
20	387636	(003546-)	Circuitbreaker, 40a, (Max Pro 1000 Disk W/Std Motor)	2
20	387637	(003546-)	Circuitbreaker, 45a, (Max Pro 1000 Disk W/Hd Motor)	2
20	387637	(003546-)	Circuitbreaker, 45a, (Max Pro 1000 Cylindrical)	2
20	387637	(003546-)	Circuitbreaker, 45a, (Max Pro 1200 Cylindrical)	2
21	387634	(003546-)	Bracket, Mtg, Circuitbreaker, [Hi-Mag]	1
22	387640	(003546-)	Boot, Protector, Circuitbreaker	1
23	19320	(003546-)	Screw, Pan, #06-32X0.38, 1	6
24	383723	(000000-003545)	Circuitbreaker, 20.0a [Resetable]	2
24	383725	(003546-)	Circuitbreaker, 30.0a, Resetable	2

Fig. 51 – Electrical Control Box Contactor Group (000000-003545)

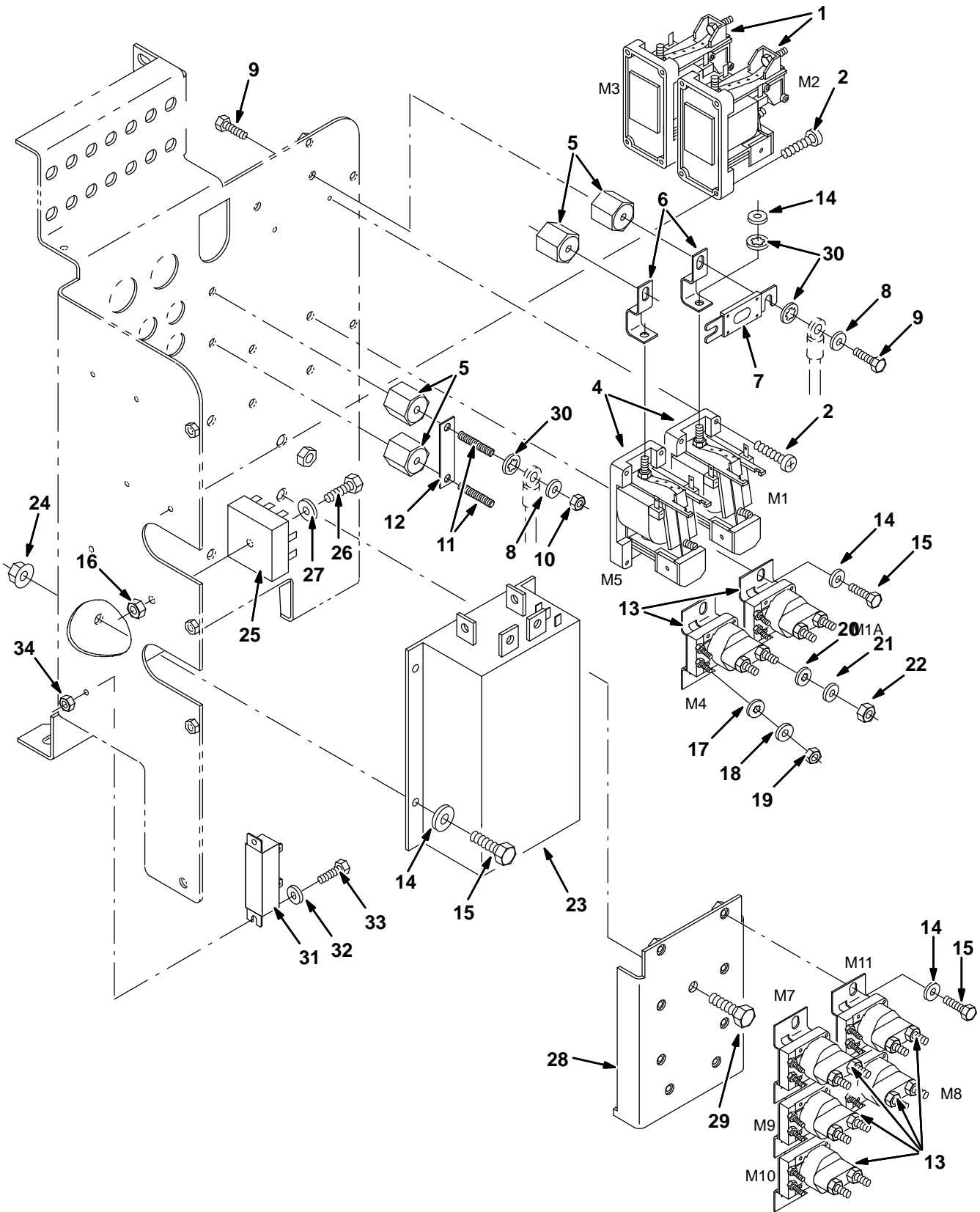


Fig. 51 - Electrical Control Box Contactor Group (000000-003545)

Ref.	Part No.	Serial Number	Description	Qty.
1	87482	(000000-003545)	Contactora, 36vdc, Spdt	2
2	71026	(000000-003545)	Screw, Hex, M04 X 0.7 X 20, Fmg	8
3	02850	(000000-003545)	Nut, Hex, Lock, M04 X 0.7, NI	8
4	86375	(000000-003545)	Contactora, 36vdc, [Spno]	2
5	76062	(000000-003545)	Insulator, Panel	4
6	87507	(000000-003545)	Busbar, Fuse, .6 0.6w 0.8h 2.0l	2
7	386348	(000000-003545)	Fuse, 200amp	1
8	32490	(000000-003545)	Washer, Flt, .25 Std	4
9	19314	(000000-003545)	Screw, Hex, .25-20 X 0.38, 5	6
10	19312	(000000-003545)	Nut, Hex, Std, .25-20	2
11	41702	(000000-003545)	Rod, Thrd, Full, .25-20 01.5l	2
12	87483	(000000-003545)	Busbar, .06 0.6w 2.5l 2/.28h	1
13	386810	(000000-003545)	Contactora, 36vdc	7
14	32483	(000000-003545)	Washer, Flt, .25 Sae	20
15	06942	(000000-003545)	Screw, Hex, M06 X 1.0 X 16, 8.8	14
16	08708	(000000-003545)	Nut, Hex, Lock, M06 X 1.0, NI	7
17	32980	(000000-003545)	Washer, Lock, Int, #10	14
18	19066	(000000-003545)	Washer, Flt, #10	14
19	01713	(000000-003545)	Nut, Hex, Std, #10-32, 2	14
20	32984	(000000-003545)	Washer, Lock, Int, .31	14
21	39349	(000000-003545)	Washer, Flt, .31 Sae	14
22	01715	(000000-003545)	Nut, Hex, Std, .31-24	14
23	386303	(000000-003545)	Controller, Motor, 36vdc, 1205	1
24	07790	(000000-003545)	Nut, Hex, Flng, M06 X 1.0	4
25	81922	(000000-003545)	Module	1
26	06946	(000000-003545)	Screw, Hex, M06 x 1.0 x 35, 8.8	1
27	32491	(000000-003545)	Washer, Flt, .31 Std	1
28	387452	(000000-003545)	Plate, Mtg, Contactora	1
29	41342	(000000-003545)	Screw, Hex, M08 X 1.25 X 40, 8.8	2
30	32982	(000000-003545)	Washer, Lock, Int, .25	9
31	87349	(000000-003545)	Resistor, 040.00ohm, 40watt	1
32	01683	(000000-003545)	Washer, Flt, #10 Ss	2
33	12312	(000000-003545)	Screw, Hex, M05 X 0.8 X 12, 8.8	2
34	06549	(000000-003545)	Nut, Hex, Lock, M05 X 0.8, NI	2

Fig. 52 – Electrical Control Box Contactor Group (003546–)

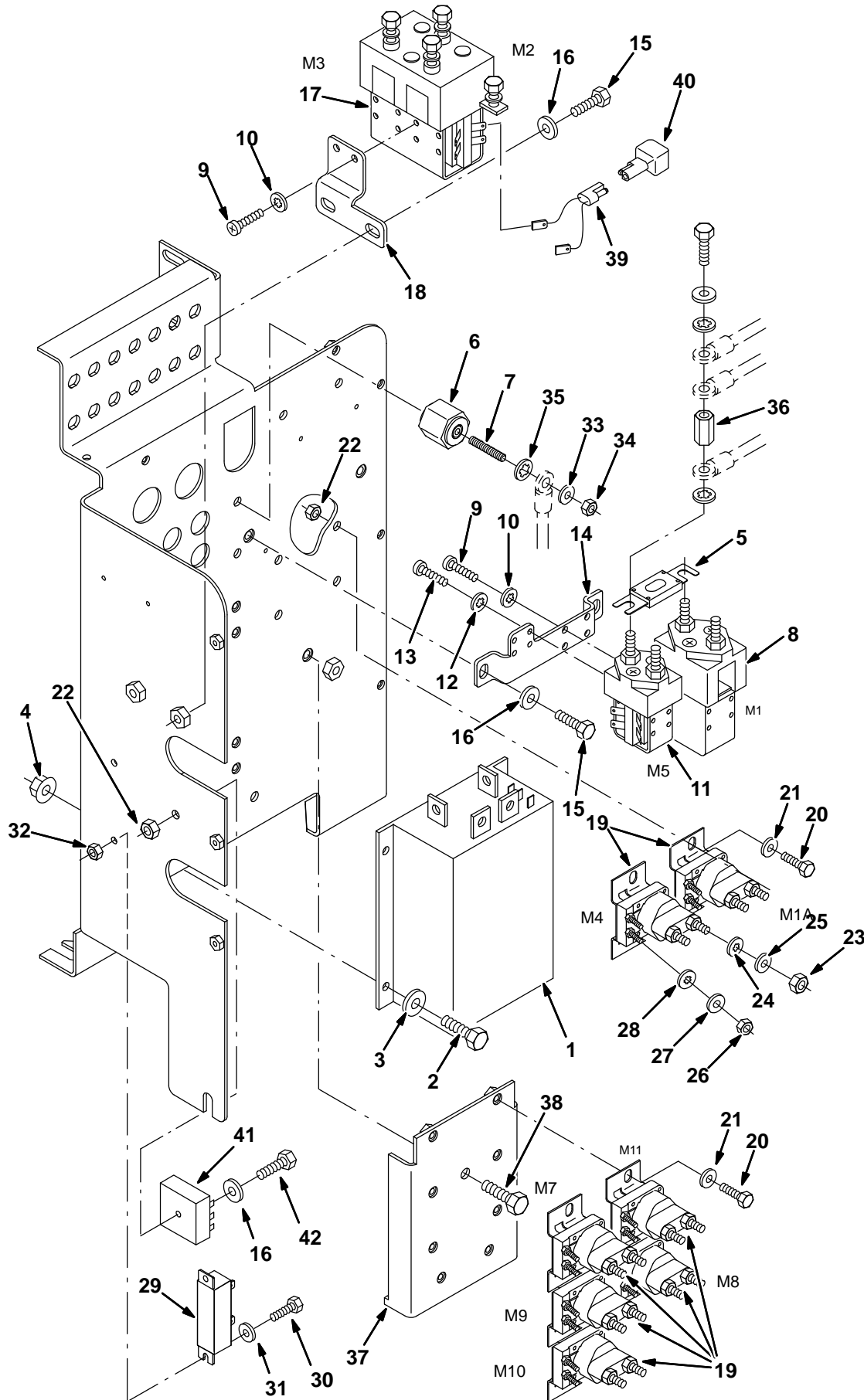
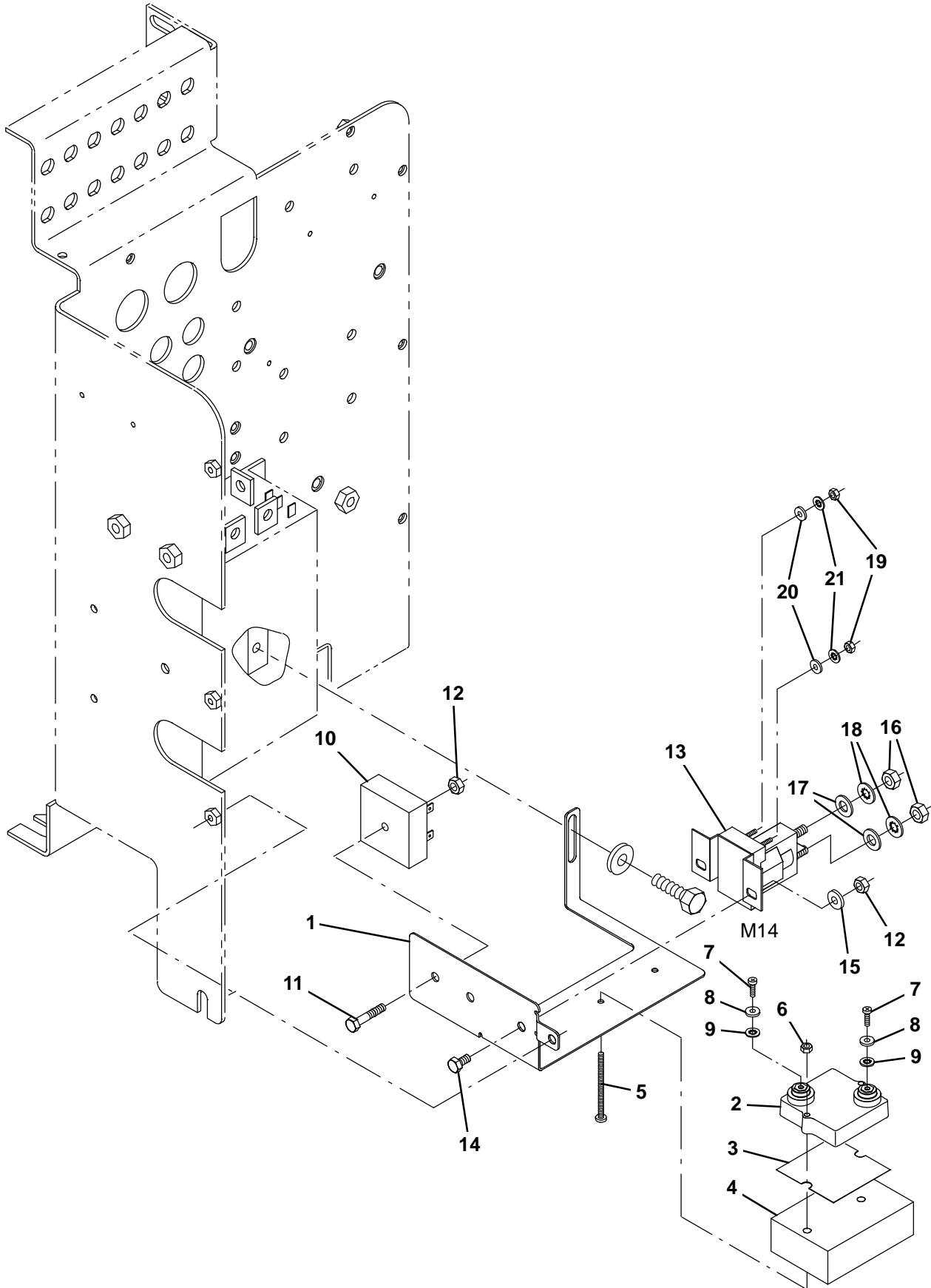


Fig. 52 - Electrical Control Box Contactor Group (003546-)

Ref.	Part No.	Serial Number	Description	Qty.
1	386303	(003446-) Controller, Motor, 36vdc400A	1
2	06942	(003446-) Screw, Hex, M 6 X 1.0 X 16, 8.8	4
3	32483	(003446-) Washer, Flat, 0.25 Sae	4
4	07790	(003446-) Nut, Hex, Flng, M06 X 1.0	4
5	386348	(003446-) Fuse, 200amp	1
6	76062	(003446-) Insulator, Panel & Switchboard	1
7	41702	(003446-) Rod, Thrd, Full, .25-20 01.5I	1
8	1007337	(003446-) Contactor, 36vdc, 200a, Spst	1
9	06931	(003446-) Screw, Pan, M 5 X 0.8 X 6, 4.8	6
10	07514	(003446-) Washer, Lock, Int, #10, Ss	6
11	387639	(003446-) Contactor, 36vdc, 100a, Spst	1
12	02938	(003446-) Washer, Lock, Int, #08, Ss	4
13	06925	(003446-) Screw, Pan, M 4 X 0.7 X 6, 4.8	4
14	1007344	(003446-006999) Bracket, Mtg, Controller, Sgl	1
14	1056488	(007000-) Bracket, Mtg, Controller, Sgl, Iron Gray	1
15	12274	(003446-) Screw, Hex, M 6 X 1.0 X 20, NI	4
16	32491	(003446-) Washer, Flat, 0.31 Std	5
17	1007349	(003446-) Contactor, 36vdc, 200a, Dpdt	1
18	1007353	(003446-006999) Bracket, Mtg, Relay	1
18	1056489	(007000-) Bracket, Mtg, Relay, Iron Gray	1
19	386810	(003446-) Relay, 36vdc, 100a, Sp N/O [White]	7
20	06942	(003446-) Screw, Hex, M 6 X 1.0 X 16, 8.8	8
21	32483	(003446-) Washer, Flat, 0.25 Sae	8
22	08708	(003446-) Nut, Hex, Lock, M 6 X 1.0, NI	5
23	01715	(003446-) Nut, Hex, Std, .31-24	4
24	32984	(003446-) Washer, Lock, Int, .31	4
25	39349	(003446-) Washer, Flat, 0.31 Sae	4
26	01713	(003446-) Nut, Hex, Std, #10-32, 2	4
27	19066	(003446-) Washer, Flt, #10	4
28	32980	(003446-) Washer, Lock, Int, #10	4
29	87349	(003446-) Resistor, 040.00 Ohm, 40watt	1
30	12312	(003446-) Screw, Hex, M 5 X 0.8 X 12, 8.8	2
31	01683	(003446-) Washer, Flat, #10 Ss	2
32	06549	(003446-) Nut, Hex, Lock, M 5 X 0.8, NI	2
33	32490	(003446-) Washer, Flat, 0.25 Std	1
34	19312	(003446-) Nut, Hex, Std, .25-20	1
35	32982	(003446-) Washer, Lock, Int, .25	1
36	387648	(003446-) Nut, Hex, Cplg, M08X1.25	1
37	387452	(003446-006999) Plate, Mtg, Contactor	1
37	1056485	(007000-) Plate, Mtg, Contactor, Iron Gray	1
38	41342	(003446-) Screw, Hex, M08 X 1.25 X 40, 8.8	2
39	370156	(003446-) Harness. Switch, Key, Diode	2
40	222290	(003446-) Diode, Ele, Plug	2
41	81922	(003446-) Timer, 36vdc, 5a [25hz Pwm, 70%Duty]	1
42	06946	(003446-) Screw, Hex, M6 X 1.00 X 35, 8.8	1

**Fig. 53 – Electrical Control Box Contactor Group,
Max Pro 1000 Disc Scrub Head Soft Start (007619-)**



**Fig. 52 – Electrical Control Box Contactor Group,
Max Pro 1000 Disc Scrub Head Soft Start (007619-)**

Ref.	Part No.	Serial Number	Description	Qty.
1	1073308	(007619-)	Bracket, Mtg [7300/8300 Soft Start]	1
2	1073380	(007619-)	Resistor, 0.40ohm 0600watts	1
3	1073703	(007619-)	Pad, Thermal, Heat Sink	1
4	1073702	(007619-)	Block, Alm, 30mm X 60mm X 90mm	1
5	377165	(007619-)	Screw, Pan, Phl, M4 X 0.70 X 60, 4.8	2
6	02850	(007619-)	Nut, Hex, Lock, M4 X 0.70, NI	2
7	49697	(007619-)	Screw, Pan, Phl, M4 X 0.70 X 10, Ss	2
8	41579	(007619-)	Washer, Flat, 08, Ss	2
9	32978	(007619-)	Washer, Lock, Int, 08	2
10	86315	(007619-)	Timer, 36vdc, 1a, 0.65s Delay	1
11	06945	(007619-)	Screw, Hex, M6 X 1.00 X 30, 8.8	1
12	08708	(007619-)	Nut, Hex, Lock, M6 X 1.00, NI	3
13	386810	(007619-)	Contactor, 36vdc, 100a, Sp, No	1
14	06942	(007619-)	Screw, Hex, M6 X 1.00 X 16, 8.8	2
15	32483	(007619-)	Washer, Flat, 0.25, Sae	2
16	20170	(007619-)	Nut, Hex, Jam, .31-24	4
17	39349	(007619-)	Washer, Flat, 0.31, Sae	2
18	32984	(007619-)	Washer, Lock, Int, 0.31	2
19	01713	(007619-)	Nut, Hex, Std, 10-32,	4
20	01683	(007619-)	Washer, Flat, 10, Ss	4
21	32980	(007619-)	Washer, Lock, Int, 10	2

Fig. 54 – Electrical Control Box Wires Group (000000-003545)

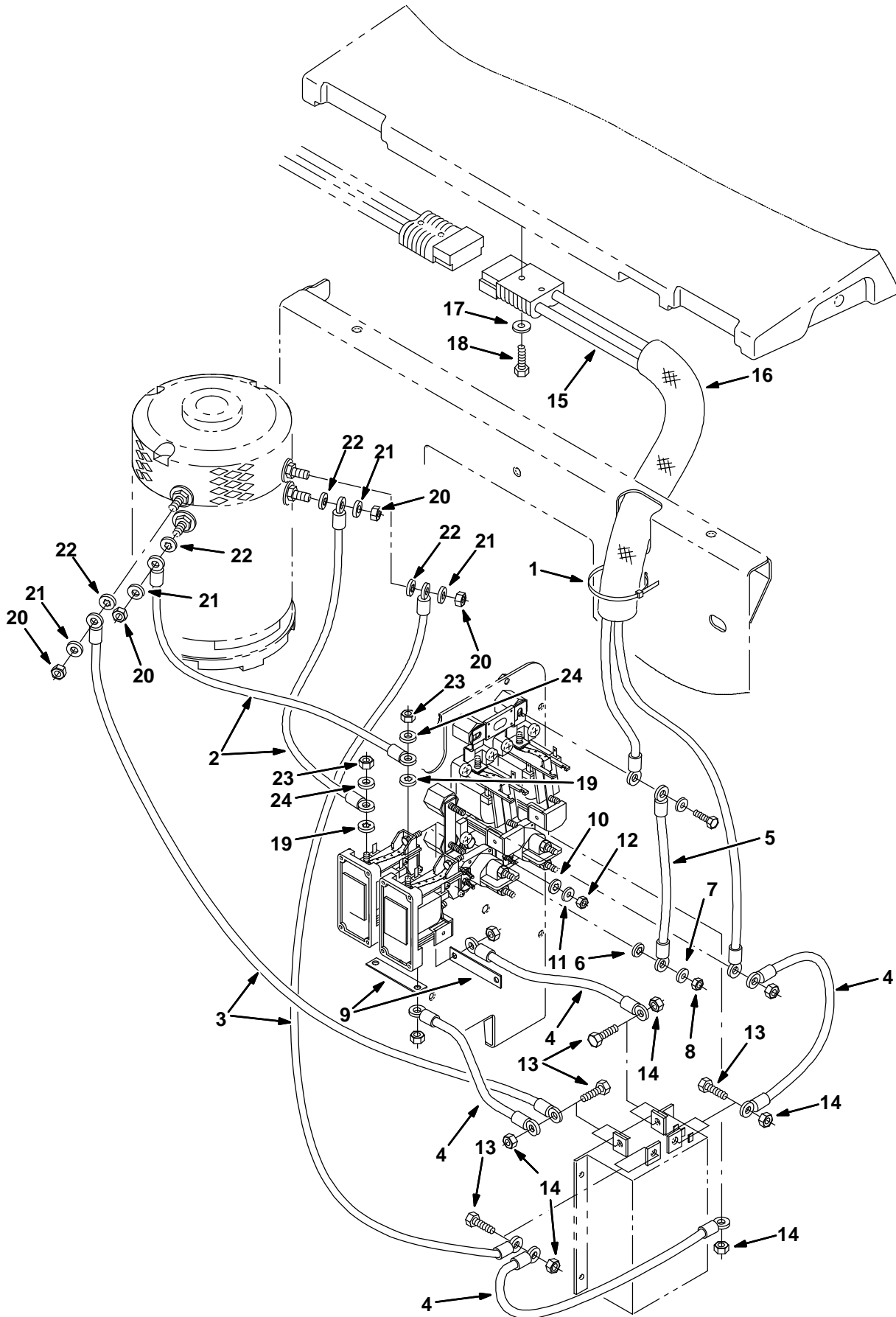


Fig. 54 – Electrical Control Box Wires Group (000000–003545)

Ref.	Part No.	Serial Number	Description	Qty.
1	32815	(000000–003545)	Tie, Cable, Nyl, 28.5l .50w 8.0 Max D	4
2	71529	(000000–003545)	Wire, 04ga 32.0l Blk .31ring /.31ring	1
3	386804	(000000–003545)	Wire Assy, 02ga 27.0l Blk .34h /.34h	2
4	86393	(000000–003545)	Wire, 04ga 09.0l Blk .34ring /.28ring	4
5	15846	(000000–003545)	Wire, 06ga 11.0l Blk .34ring /.28ring	1
6	32984	(000000–003545)	Washer, Lock, Int, .31	4
7	39348	(000000–003545)	Washer, Flat, 1.50 Std Hard	4
8	01715	(000000–003545)	Nut, Hex, Std, .31–24	4
9	87483	(000000–003545)	Busbar, .06 0.6w 2.5l 2/.28h	2
10	07514	(000000–003545)	Washer, Lock, Int, #10, Ss	4
11	19066	(000000–003545)	Washer, Flt, #10	4
12	01713	(000000–003545)	Nut, Hex, Std, #10–32, 2	4
13	16931	(000000–003545)	Screw, Hex, M08 X 1.25 X 20, 8.8	4
14	08709	(000000–003545)	Nut, Hex, Lock, M08 X 1.25, NI	4
15	386610	(000000–003545)	Harness, Battery, Connecting	1
16	31647	(000000–003545)	Sleeve, Nyl, #15 14.0l	1
17	01684	(000000–003545)	Washer, Flt, .25 Ss	2
18	33930	(000000–003545)	Screw, Hex, M06 X 1.0 X 40, Ss	2
19	32982	(000000–003545)	Washer, Lock, Int, .25	2
20	39311	(000000–003545)	Nut, Hex, Std, M08 X 1.25	4
21	32490	(000000–003545)	Washer, Flt, .25 Std	4
22	32988	(000000–003545)	Washer, Lock, Int, .38	2
23	41359	(000000–003545)	Nut, Hex, Std, M06 X 1.0	2
24	32483	(000000–003545)	Washer, Flt, .25 Sae	4

Fig. 55 – Electrical Control Box Wires Group (003546-)

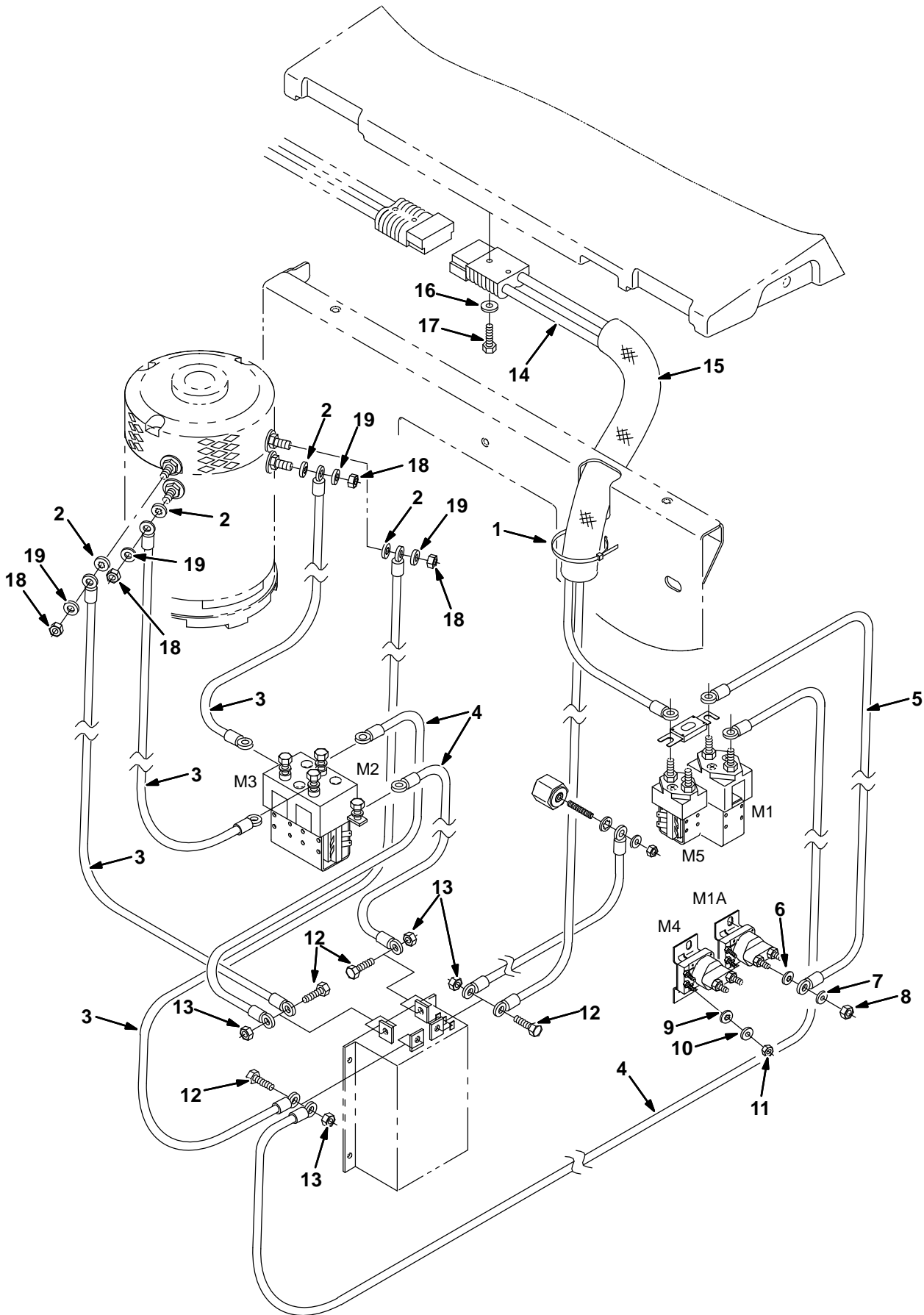


Fig. 55 – Electrical Control Box Wires Group (003546–)

Ref.	Part No.	Serial Number	Description	Qty.
1	32815	(003546–)	Tie, Cable, Nyl, 28.5l .50w 8.0 Max D	4
2	32988	(003546–)	Washer, Lock, Int, .38	2
3	386804	(003546–)	Wire Assy, 02ga 27.0l Blk .34h /.34h	4
4	387641	(003546–)	Wire Assy, 02ga, 10.0l, Blk	4
5	63740	(003546–)	Wire, 06Ga 09.0L Blk .34 Ring/.34 Ring	1
6	32984	(003546–)	Washer, Lock, Int, .31	4
7	39348	(003546–)	Washer, Flat, 1.50 Std Hard	4
8	01715	(003546–)	Nut, Hex, Std, .31–24	4
9	07514	(003546–)	Washer, Lock, Int, #10, Ss	4
10	19066	(003546–)	Washer, Flt, #10	4
11	01713	(003546–)	Nut, Hex, Std, #10–32, 2	4
12	16931	(003546–)	Screw, Hex, M 8 X 1.25 X 20, 8.8	4
13	08709	(003546–)	Nut, Hex, Lock, M 8 X 1.25 NI	4
14	386610	(003546–)	Harness, Battery, Connecting	1
15	31647	(003546–)	Sleeve, Nyl, #15 14.0l	1
16	01684	(003546–)	Washer, Flat, 0.25 Ss	2
17	33930	(003546–)	Screw, Hex, M 6 X 1.0 X 40, Ss	2
18	39311	(003546–)	Nut, Hex, Std, M08 X 1.25	4
19	32490	(003546–)	Washer, Flat, 0.25 Std	4

Fig. 56 – Electrical Circuit Board Group

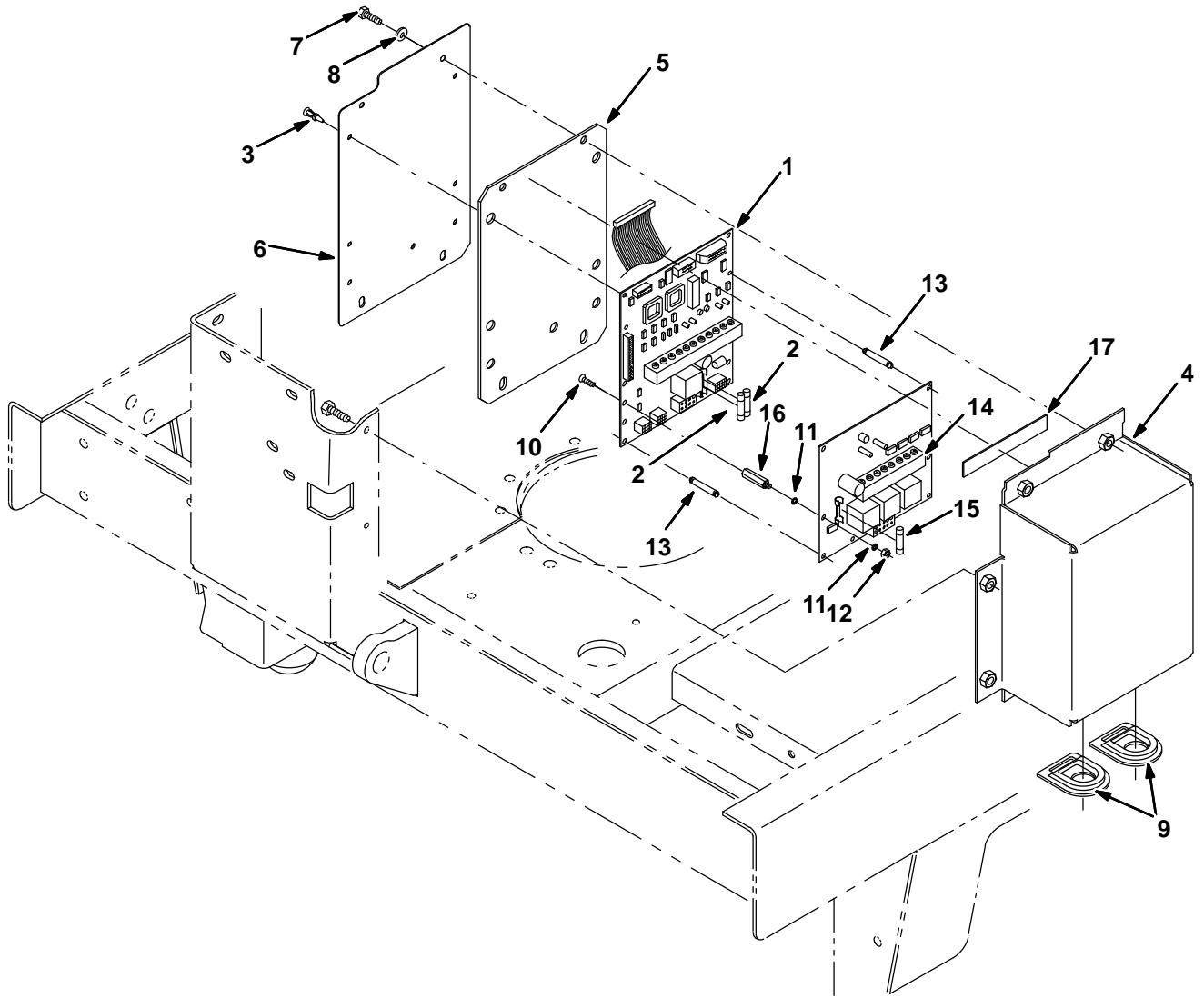
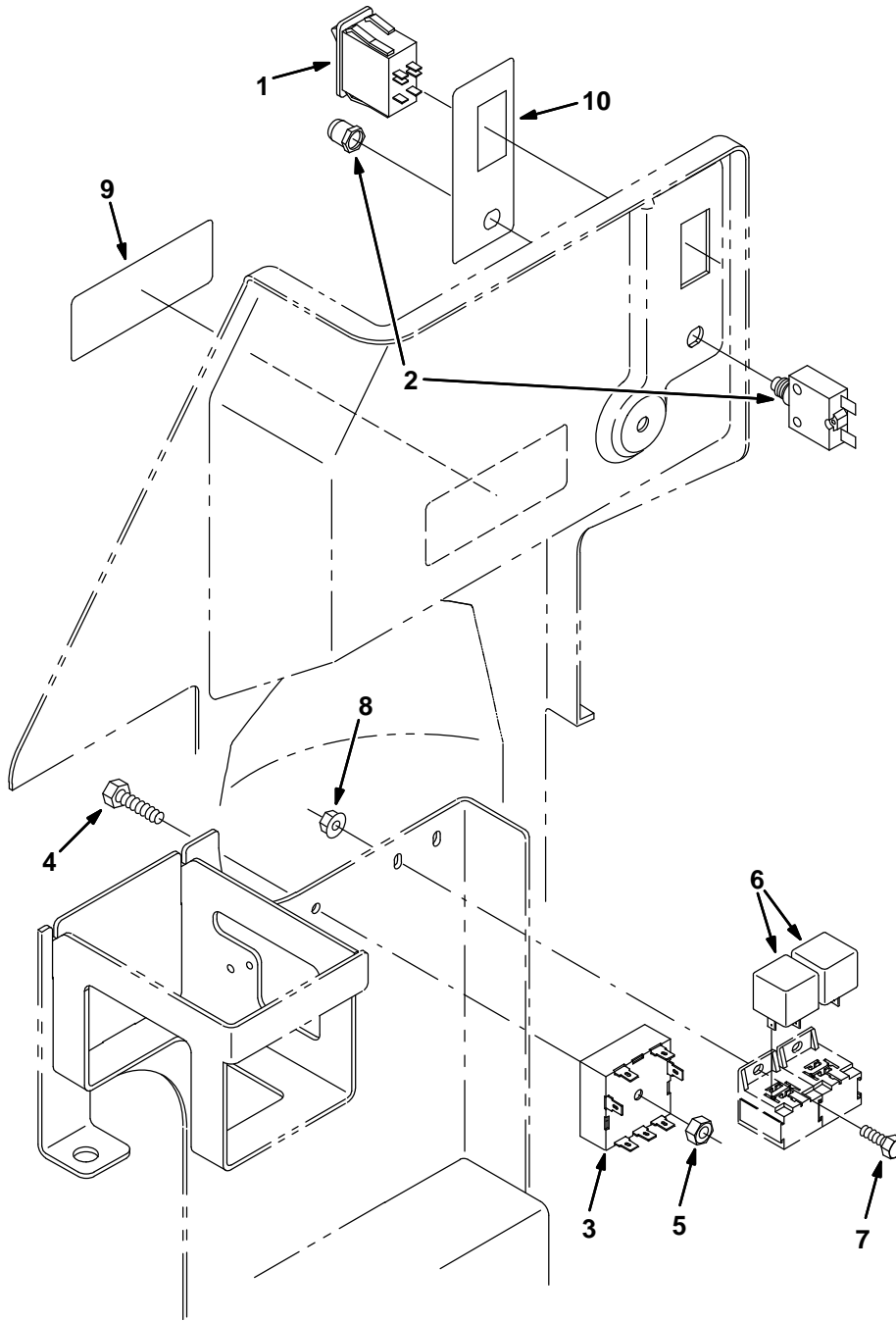


Fig. 56 - Electrical Circuit Board Group

	Ref.	Part No.	Serial Number	Description	Qty.
▽	1	9008411	(000000-007093)	Circuitboard Assy Kit [7300/8300]	1
▲	2	603103000	(000000-007093)	Fuse, .20A, 3Ag, Slo-Blo	2
▽	1	9009493	(007094-)	Circuitboard Assy Kit [7300/8300]	1
▲	2	603103000	(007094-)	Fuse, .20A, 3Ag, Slo-Blo	2
	3	15840	(000000-)	Pin, Prong	7
	4	386922	(000000-006999)	Box, Circuitboard	1
	4	1056478	(007000-)	Box, Circuitboard, Iron Gray	1
	5	386921	(000000-)	Gasket	1
	6	386920	(000000-006999)	Cover	1
	6	1056477	(007000-)	Cover, Iron Gray	1
	7	06942	(000000-)	Screw, Hex, M06 X 1.0 X 16, 8.8	6
	8	32483	(000000-)	Washer, Flt, .25 Sae	4
	9	386563	(000000-)	Grommet, Rbr, 1.0b	2
	10	25538	(000000-)	Screw, Flat, #06-32 X 0.38, Al	2
	11	41401	(000000-)	Washer, Lock, Int, #06, Ss	4
	12	75939	(000000-)	Nut, Hex, Lock, #06-32, NI	2
	13	386307	(000000-)	Stand-Off, 1.25, Plstc	5
▽	14	386308	(000000-)	Circuitboard, Sweeper, [8300]	1
▲	15	45595	(000000-)	Fuse, .25d 10a 32vdc	1
	16	386806	(000000-)	Stand-Off, 1.25, Metal	2
	17	387529	(000000-)	Tape, Foam	1

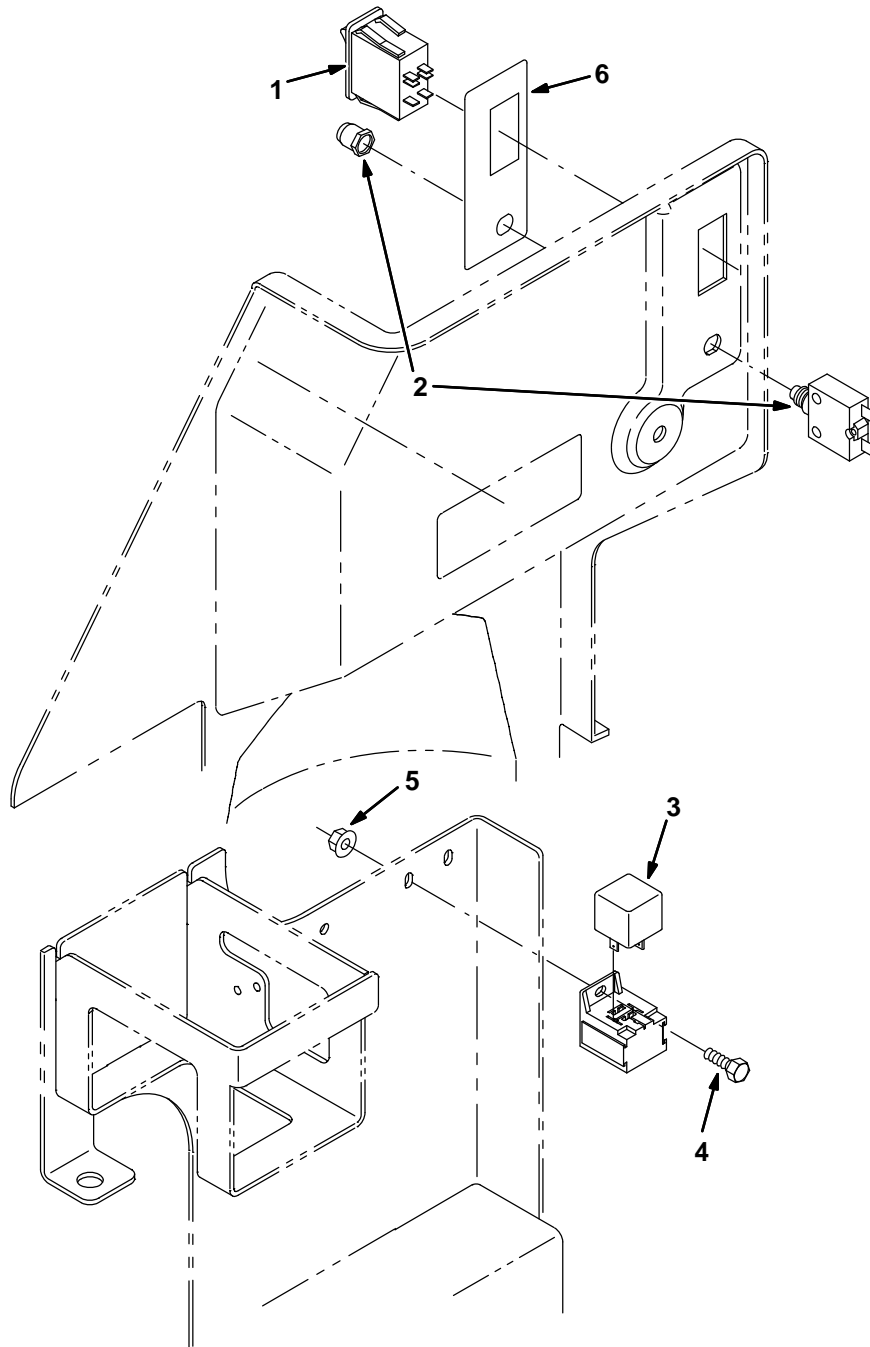
Fig. 57 – Electrical Group, FaST (000000-004791)



353307 – ALL

Ref.	Part No.	Serial Number	Description	Qty.
1	377084	(000000-004791)	Switch, Rocker, 36vdc 05a Progressive	1
2	383721	(000000-004791)	Circuitbreaker, 10.0a	1
3	1028580	(000000-004791)	Timer, 9-41vdc, Recycling	1
4	06945	(000000-004791)	Screw, Hex, M6 X 1.0 X 30, 8.8	1
5	08708	(000000-004791)	Nut, Hex, Lock, M 6 X 1.0, NI	1
6	398526	(000000-004791)	Relay, 36vdc, 05a, Spdt N/O [Greenwich]	2
7	09244	(000000-004791)	Screw, Hex, M5 X 0.8 X 16, 8.8	2
8	07789	(000000-004791)	Nut, Hex, Flng, M5 X 0.8	2
9	1005416	(000000-004791)	Label, Fast	1
10	1011276	(000000-004791)	Label, Switch, Fast	1

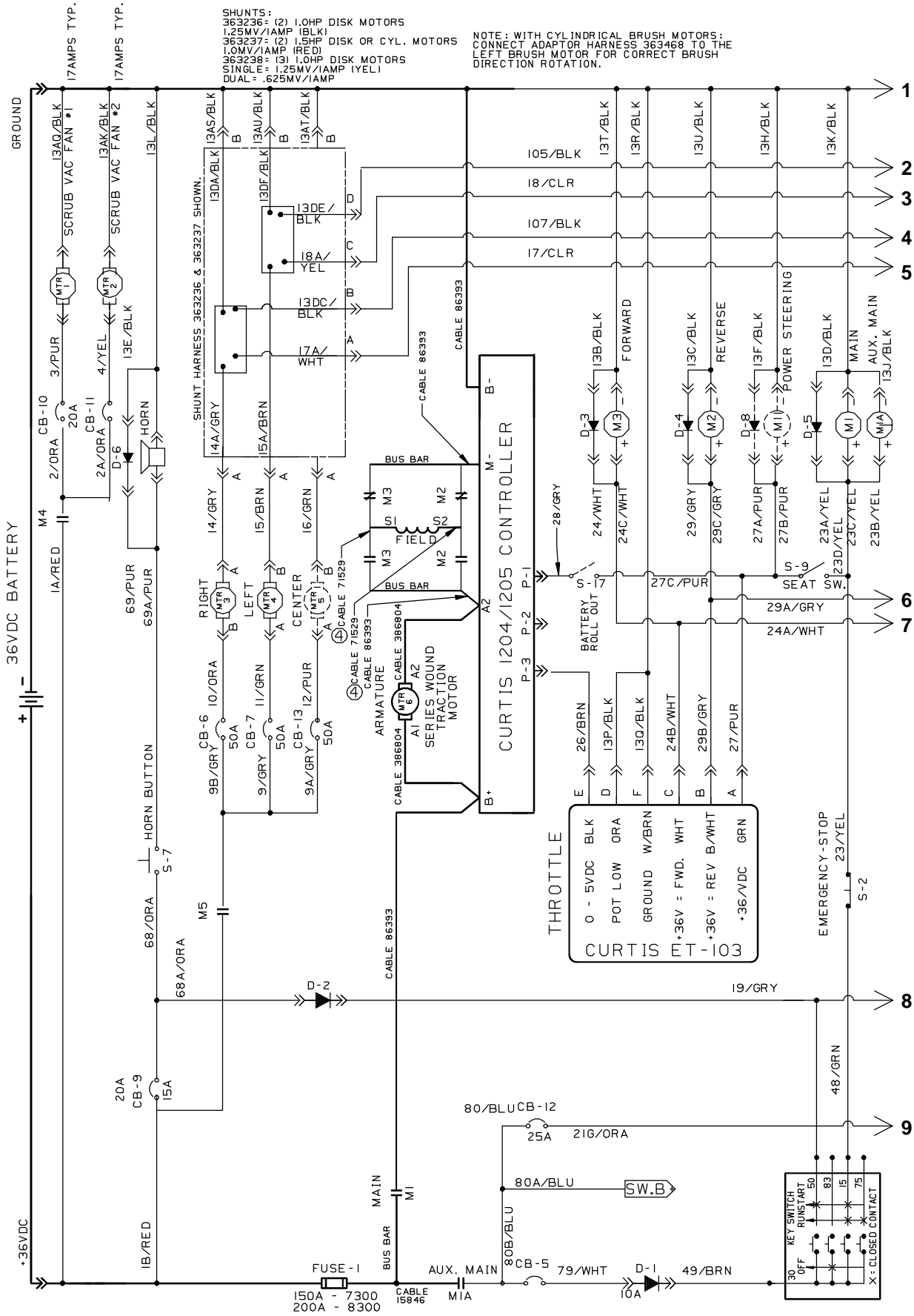
Fig. 58 – Electrical Group, FaST (004792-)



354204- 7300

Ref.	Part No.	Serial Number	Description	Qty.
1	377084	(004792-)	Switch, Rocker, Prgrsv	1
2	383720	(004792-)	Circuitbreaker, 05.0A, Resetable	1
3	398526	(004792-)	Relay, 36Vdc, 005A, Spdt No [Greenwich]	1
4	12312	(004792-)	Screw, Hex, M5 X 0.80 X 12, 8.8	1
5	19066	(004792-)	Washer, Flat, 10	1
6	1011276	(004792-)	Label, Switch [7300/8300 FaST]	1

Fig. 59 - Electrical Schematic (00000-004791)



SHUNTS:
 363236: (2) 1.0HP DISK MOTORS
 1.25MV/IAMP (BLK)
 363237: (2) 1.5HP DISK OR CYL. MOTORS
 1.0MV/IAMP (RED)
 363238: (3) 1.0HP DISK MOTORS
 951616: (1) 2.5MV/IAMP (YEL)
 DUAL: 6.25MV/IAMP

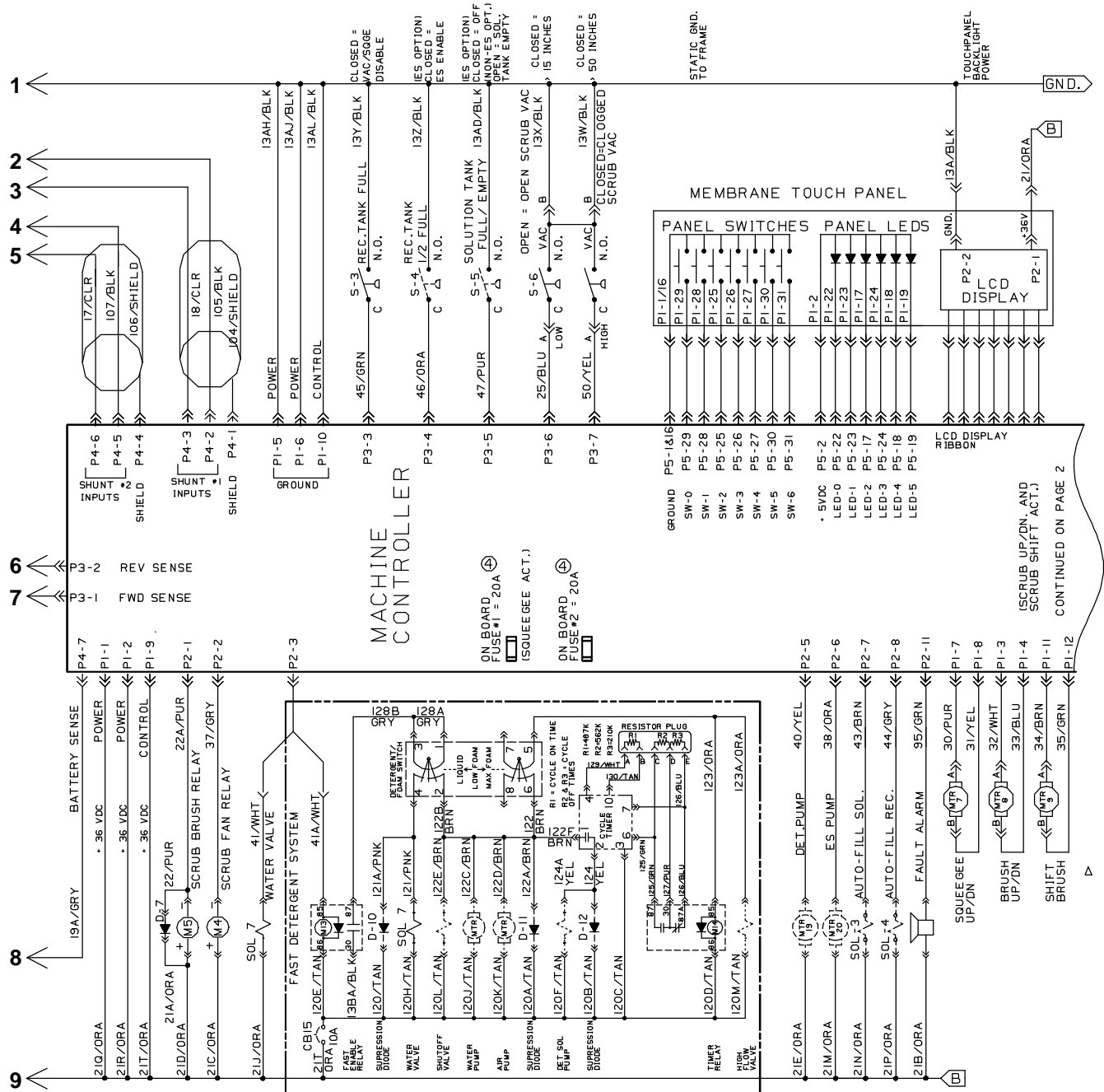
NOTE: WITH CYLINDRICAL BRUSH MOTORS;
 CONNECT ADAPTOR HARNESS 363468 TO THE
 LEFT BRUSH MOTOR FOR CORRECT BRUSH
 DIRECTION ROTATION.

THROTTLE
 0 - 5VDC BLK
 POT LOW ORA
 GROUND W/BRN
 +36V = FWD. WHT
 +36V = REV B/WHT
 +36V/DC GRN

CURTIS FT-103

150A - 7300
 200A - 8300
 CABLE 15846

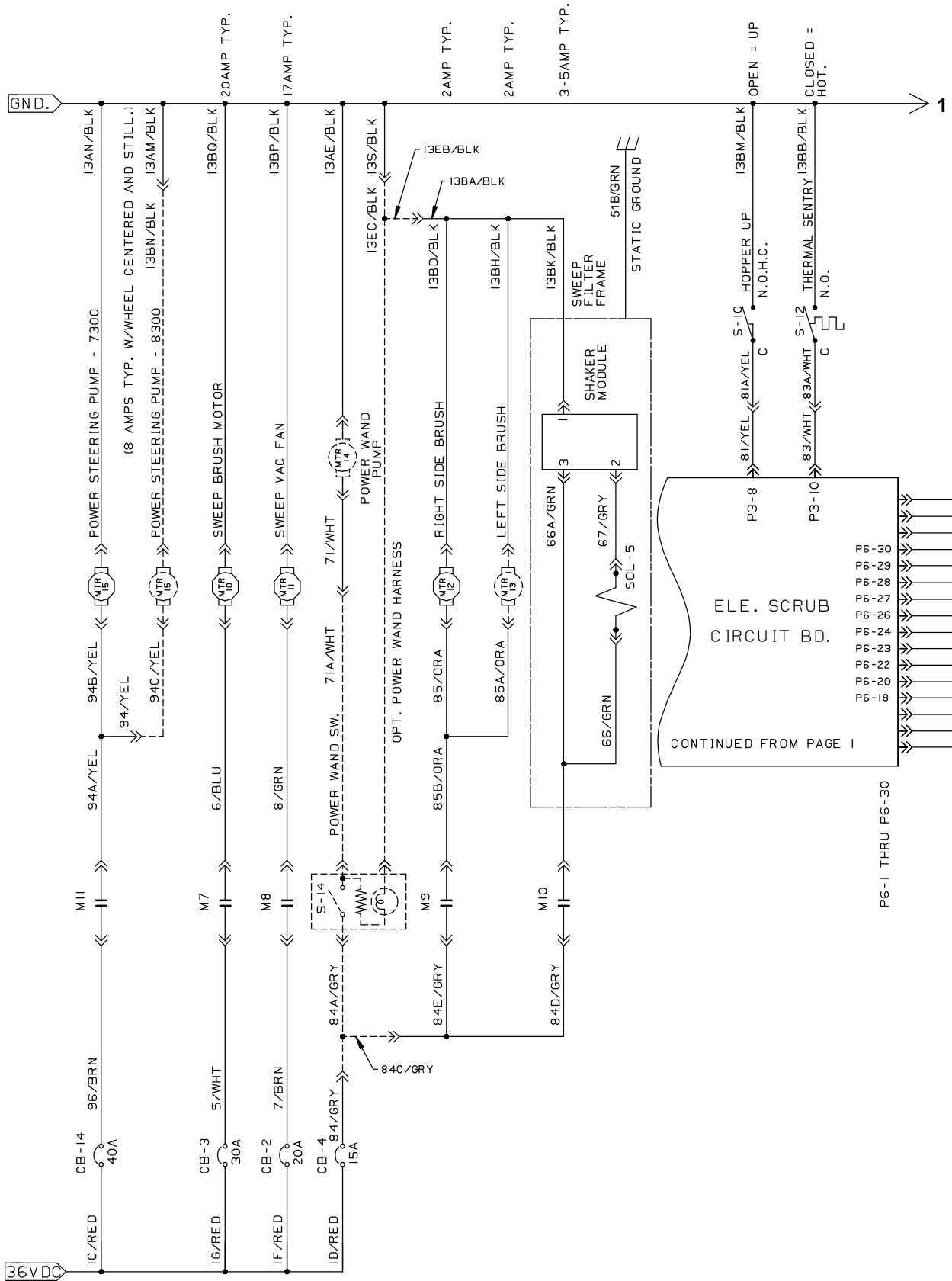
Fig. 59 - Electrical Schematic (00000-004791)



CB	CIRCUIT BREAKER	FU	FUSE
MTR	MOTOR	D	DIODE
P	CONNECTOR PIN	M	RELAY COIL
S	SWITCH	R	RESISTOR
ARM	ARMATURE	HM	HOURLMETER
N.O.	NORM. OPEN CONTACT	C	COMMON CONTACT
SV	HYD. SOLENOID VALVE	SOL.	ELE. MECH. VALVE

353346, 386300

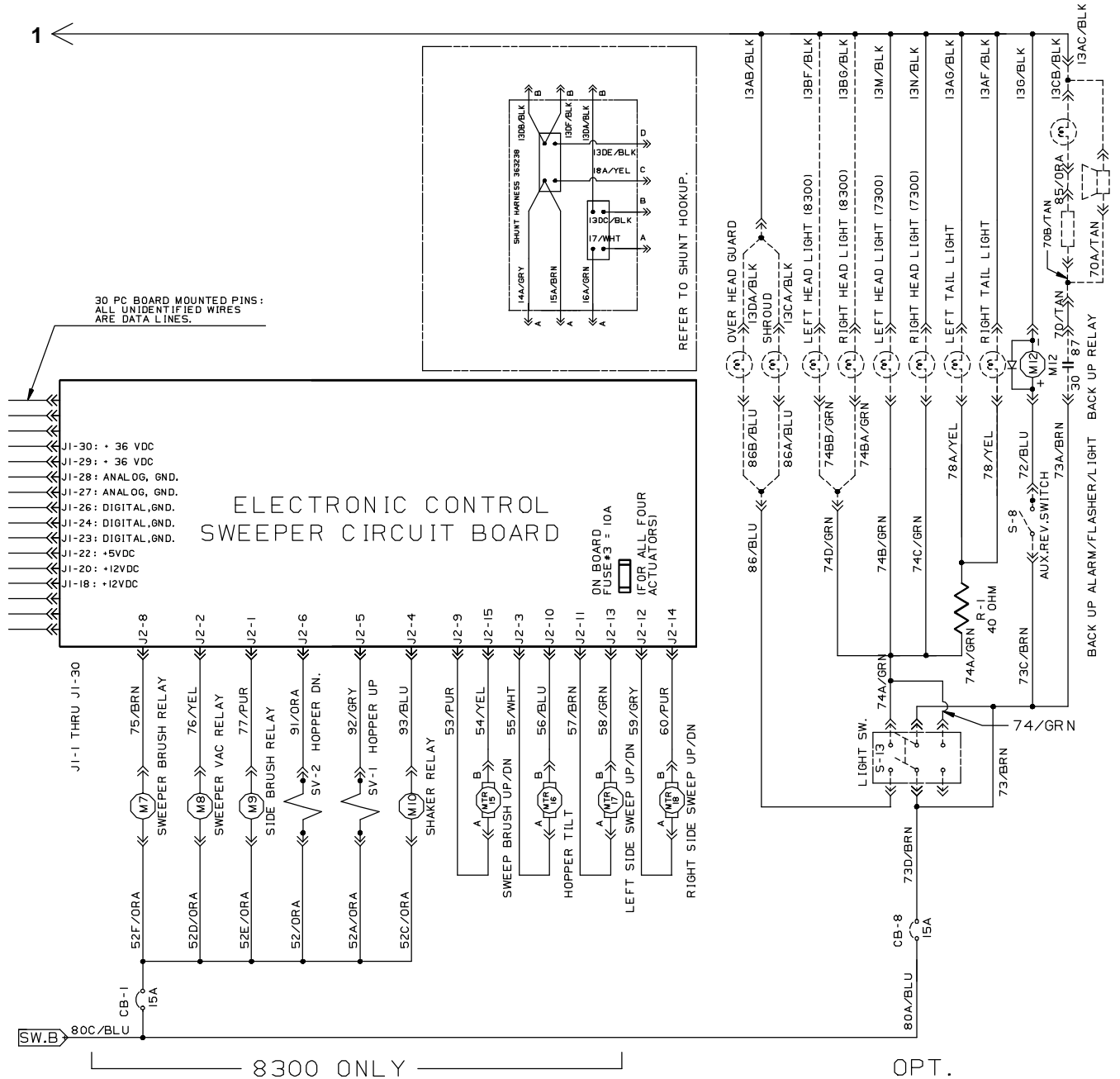
Fig. 59 - Electrical Schematic (000000-004791)



8300 ONLY OPT.

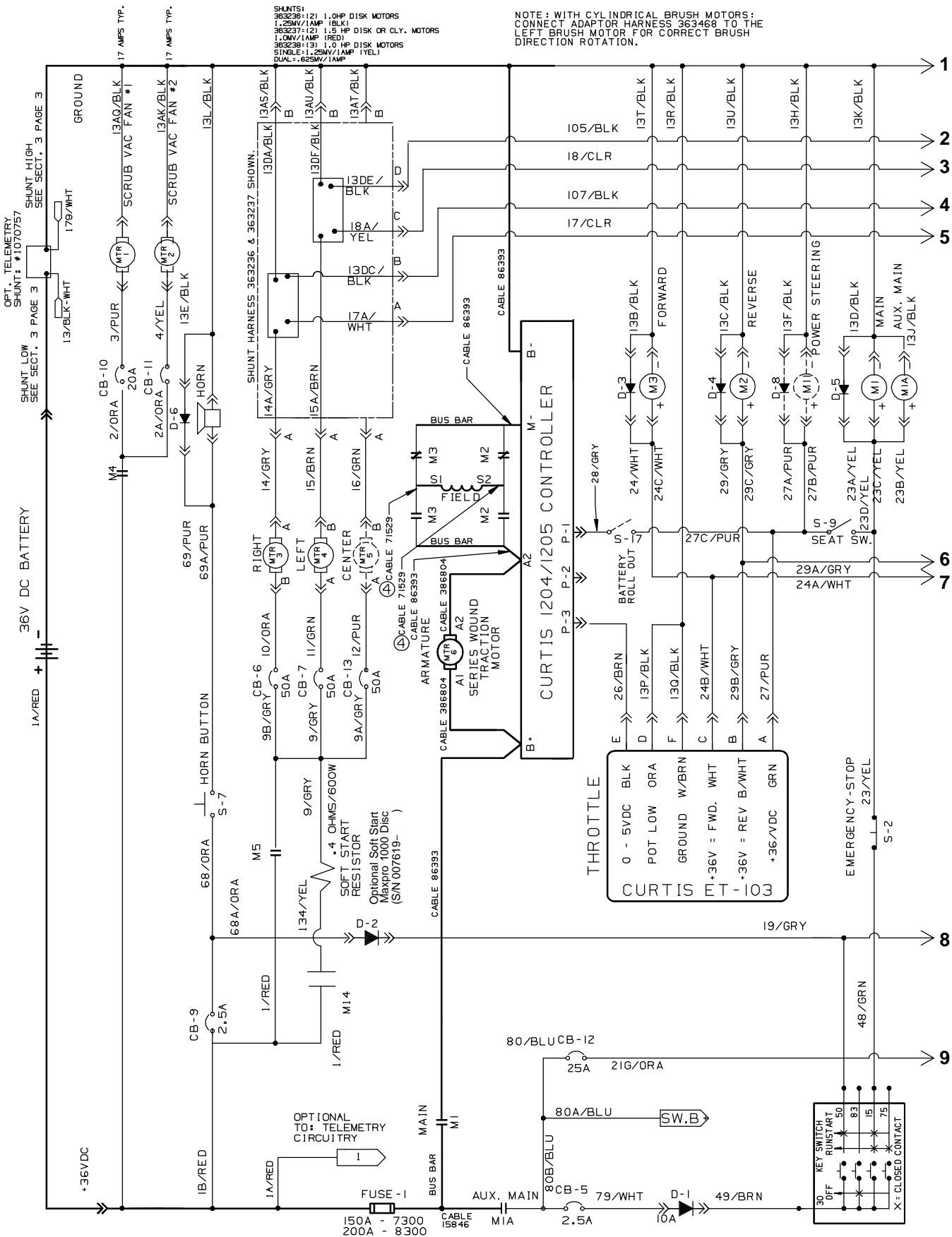
CONTINUED FROM PAGE 1

Fig. 59 – Electrical Schematic (000000-004791)



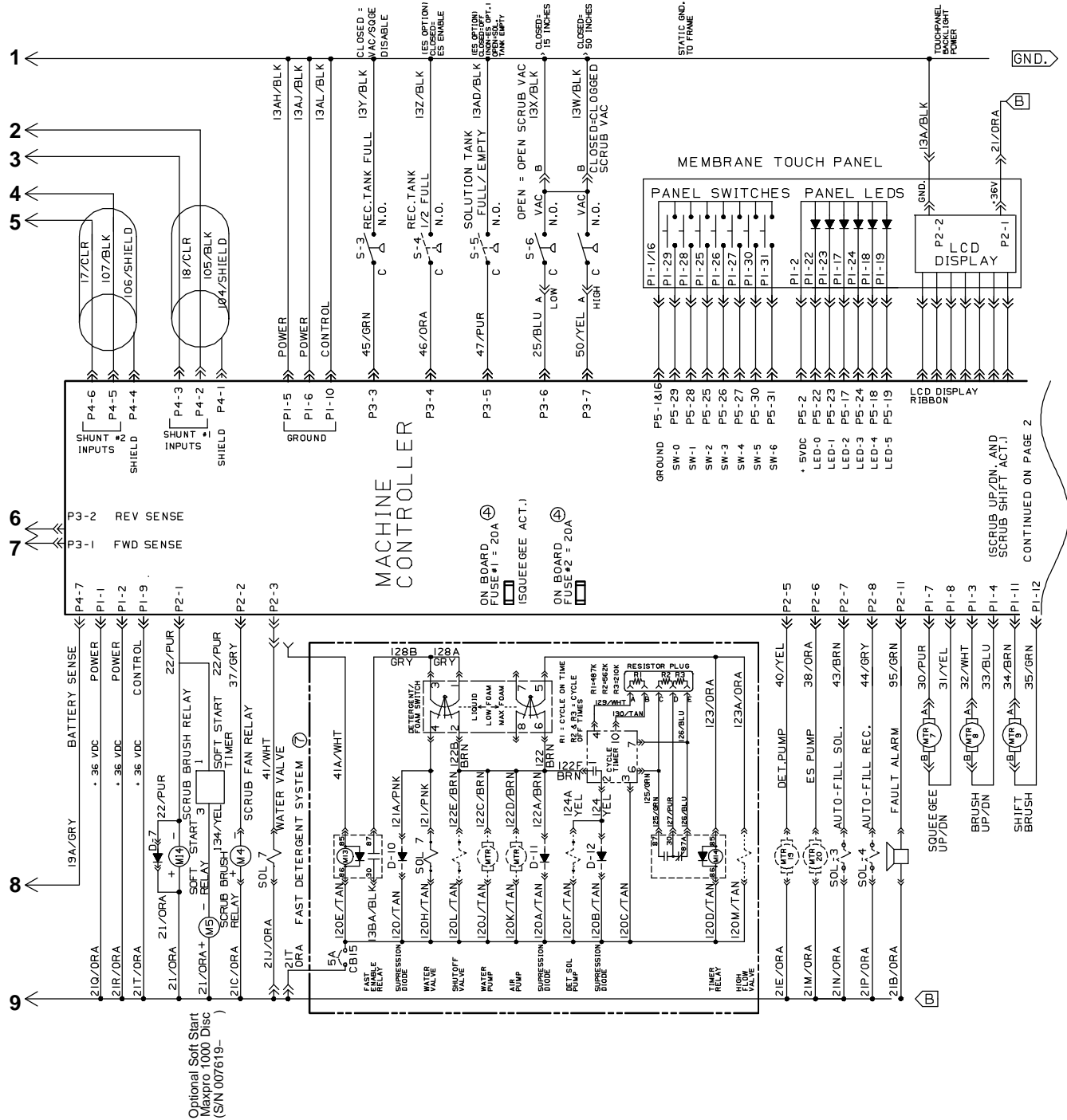
353346, 386300

Fig. 60 - Electrical Schematic (004792-)



353346, 386300

Fig. 60 - Electrical Schematic (004792-)



353346, 386300

Fig. 60 - Electrical Schematic (004792-)

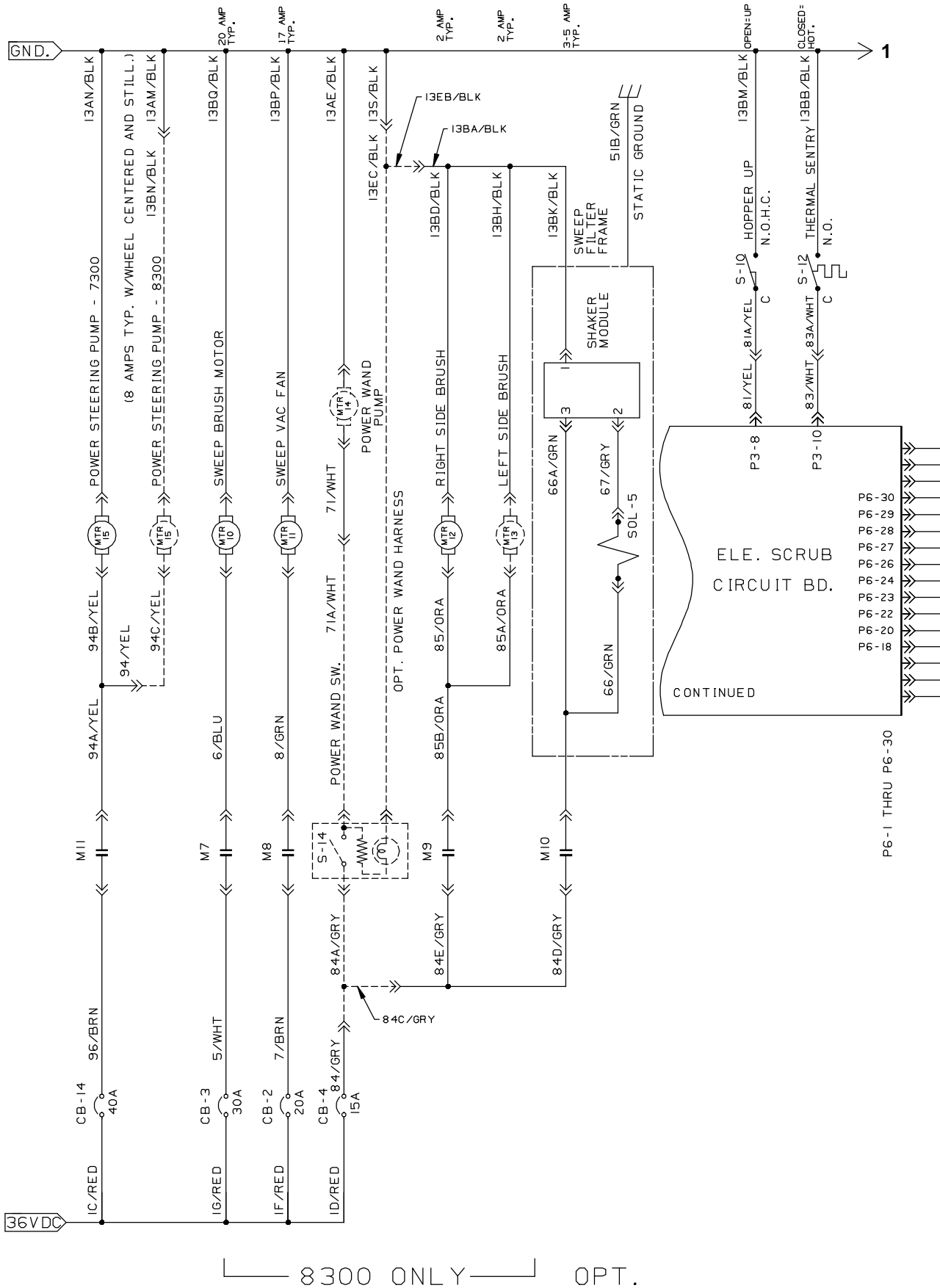
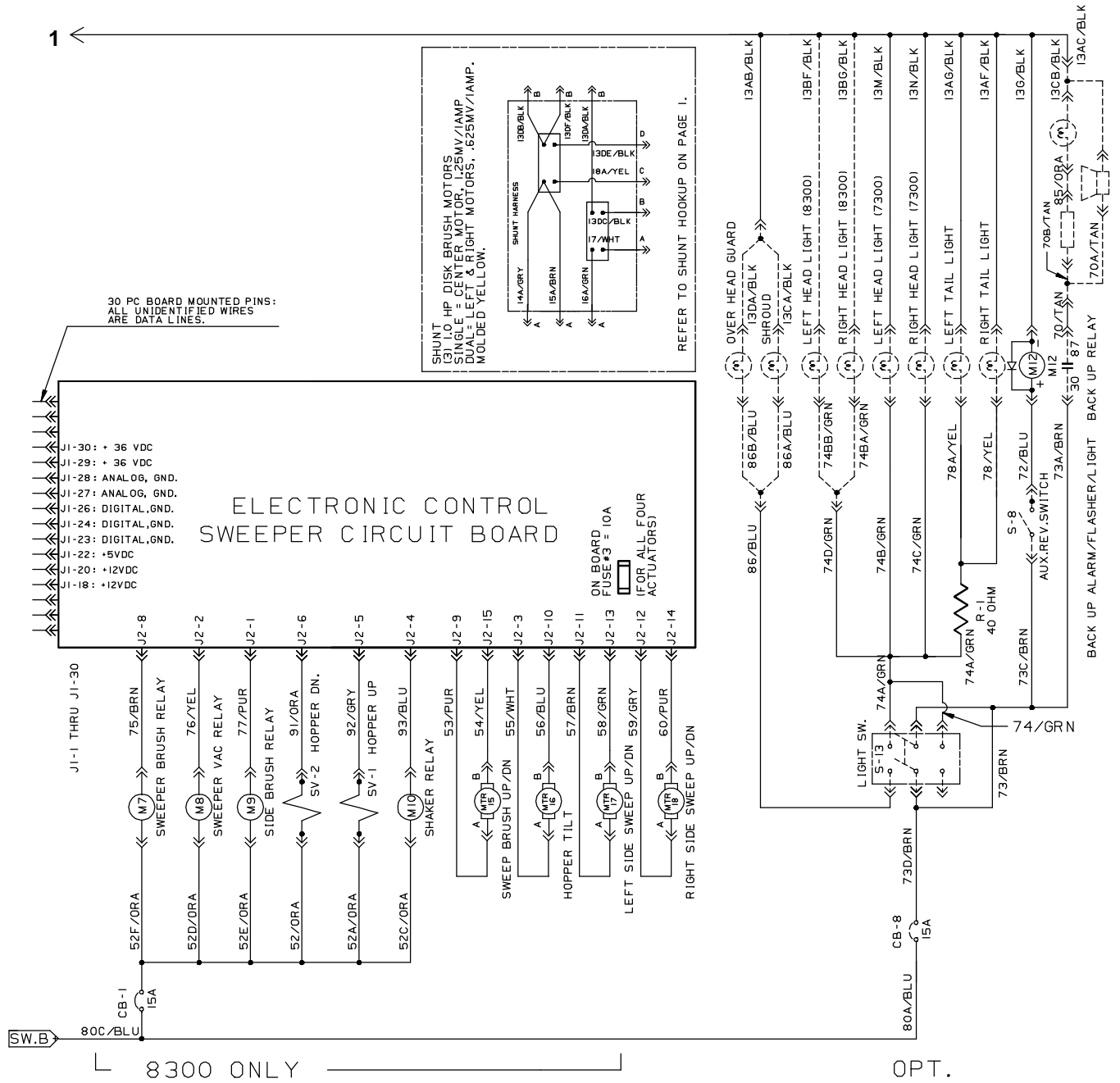


Fig. 60 - Electrical Schematic (004792-)



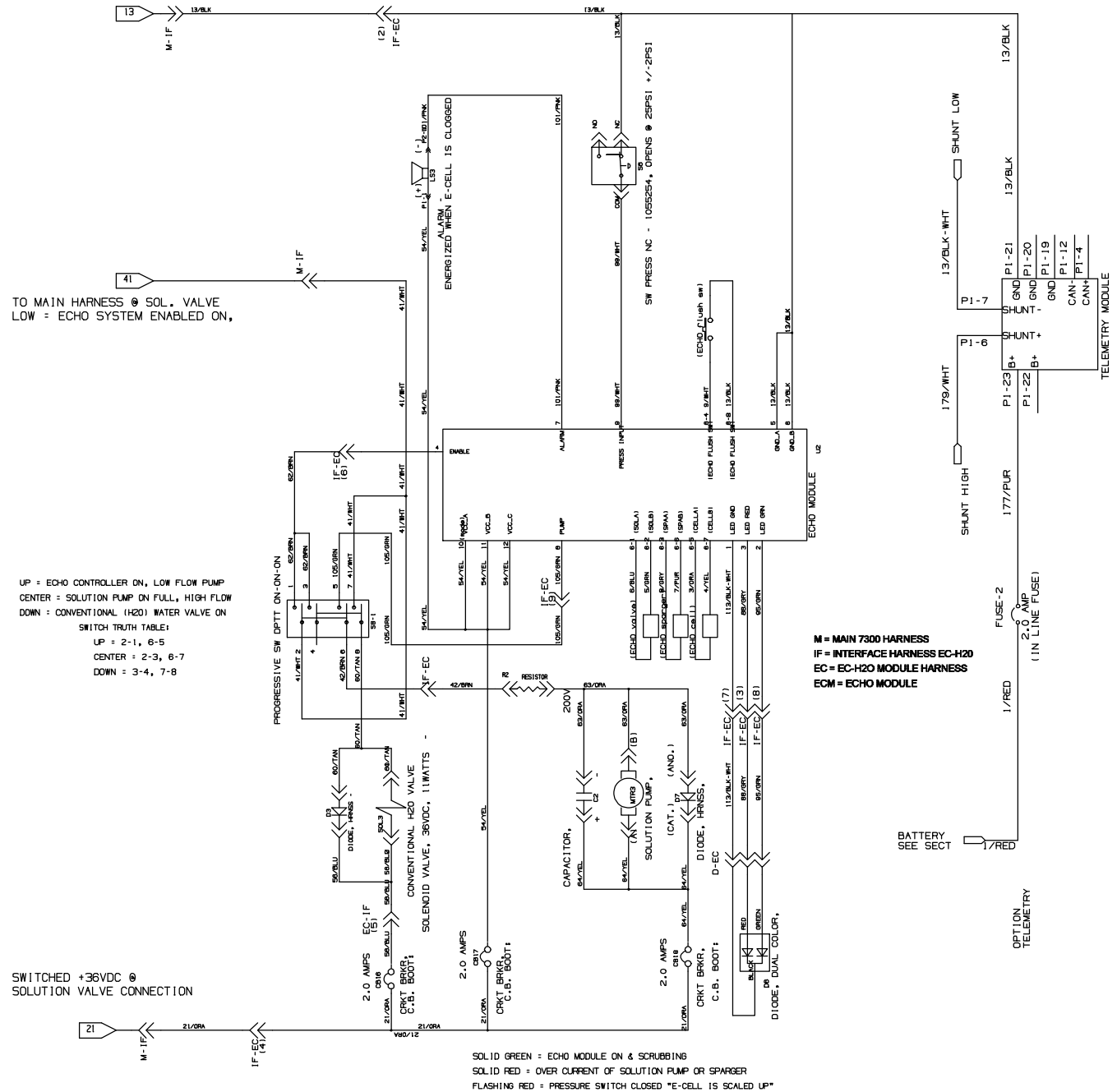
LEGEND

CB	CIRCUIT BREAKER	FU	FUSE
MTR	MOTOR	D	DIODE
P	CONNECTOR PIN	M	RELAY COIL
S	SWITCH	R	RESISTOR
ARM	ARMATURE	HM	HOURMETER
N.O.	NORM. OPEN CONTACT	C	COMMON CONTACT

353346, 386300

Fig. 60 – Electrical Schematic (004792–)

GROUND @ NEG. STANDOFF



353346, 386300

Fig. 61 - Electrical Wire Harness Group

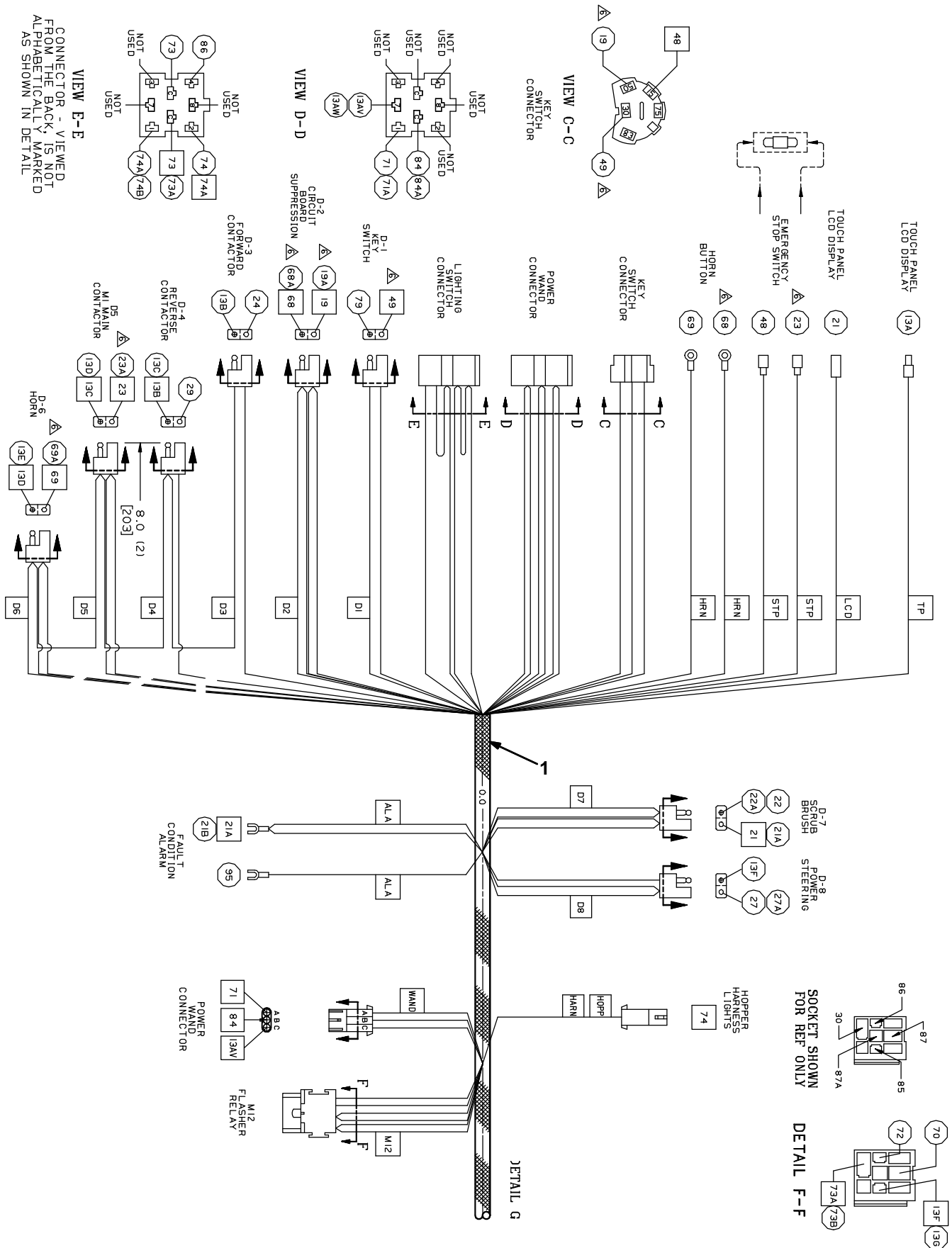


Fig. 61 - Electrical Wire Harnesses Group

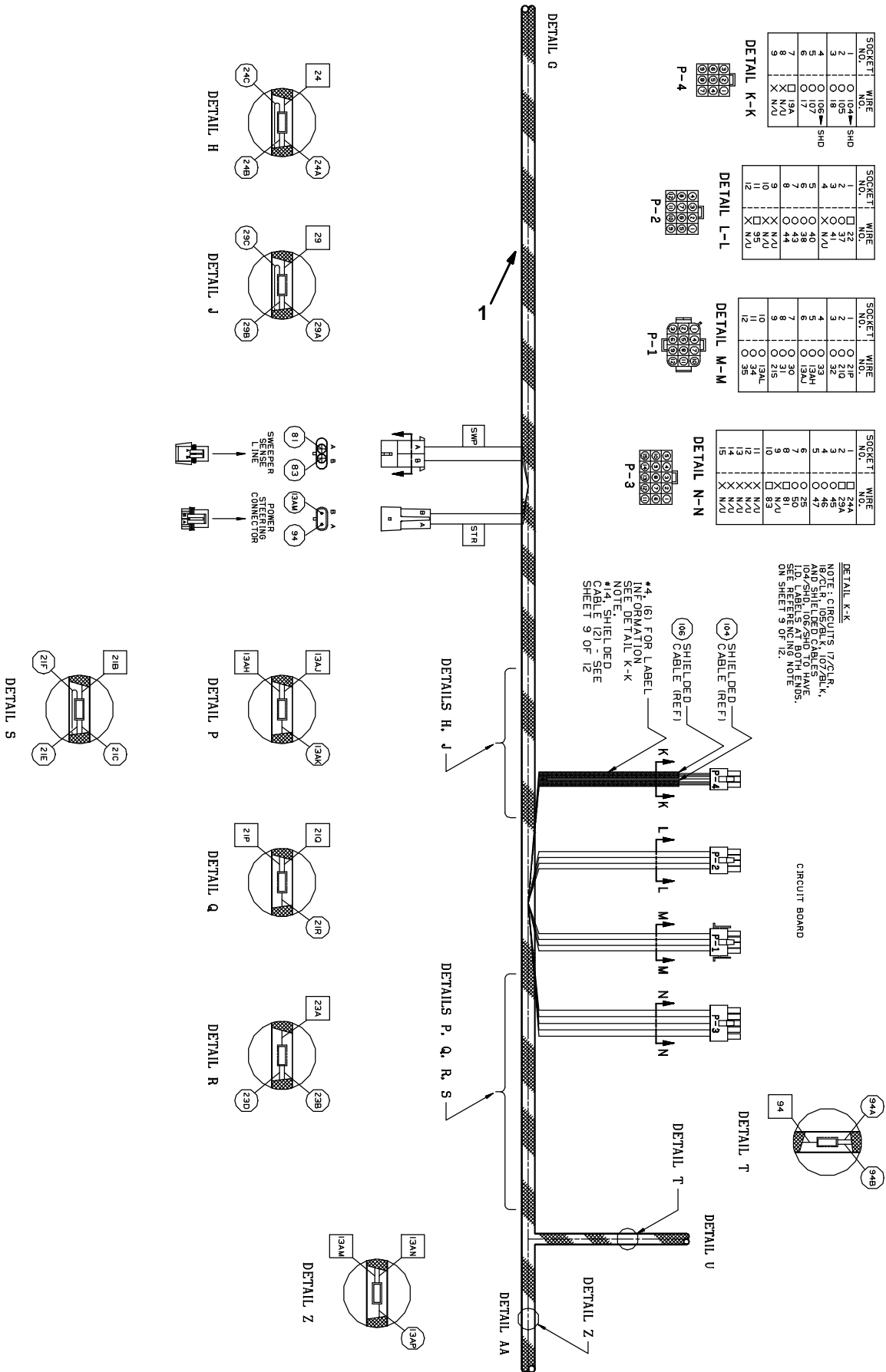


Fig. 61 - Electrical Wire Harness Group

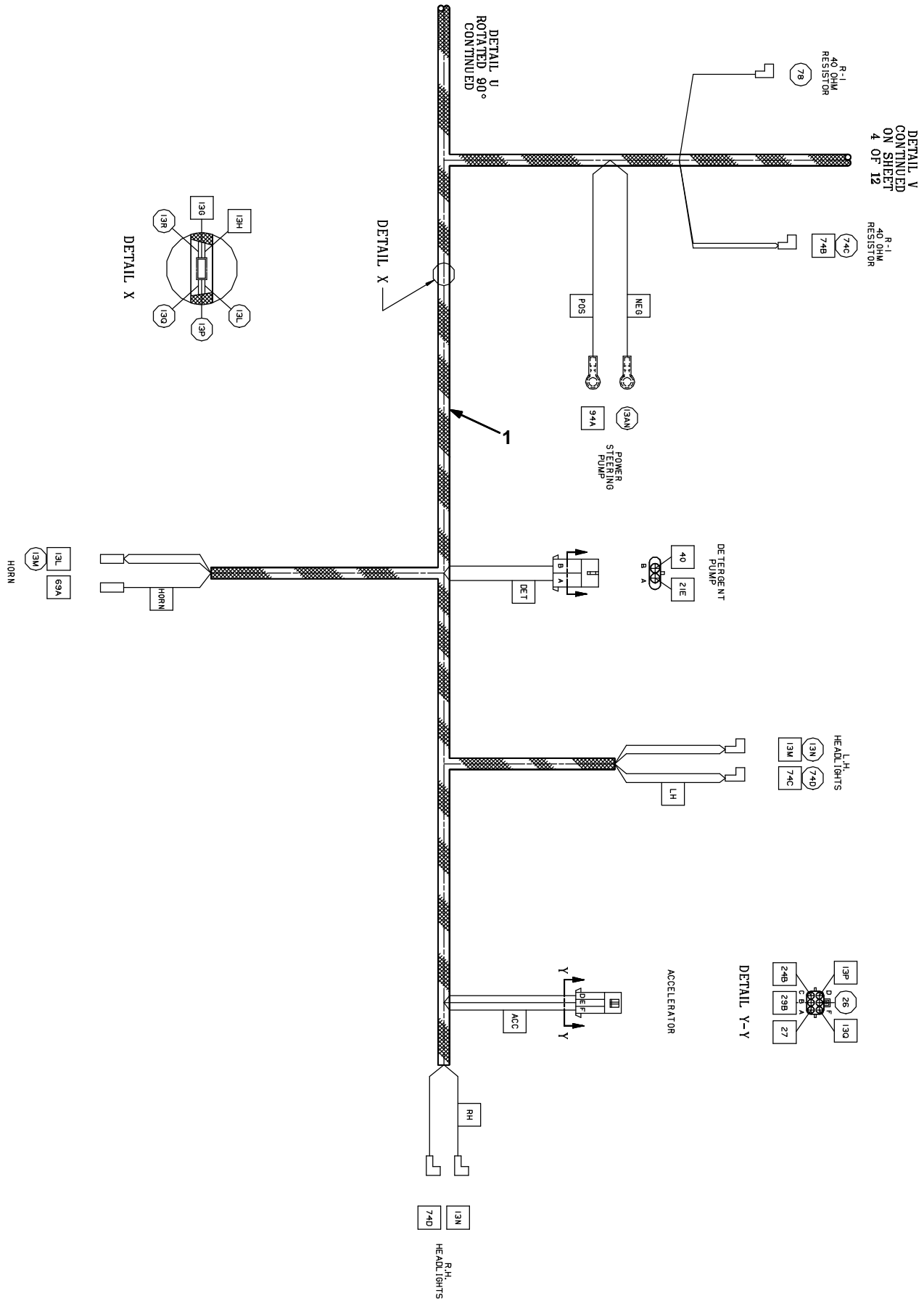


Fig. 61 - Electrical Wire Harness Group

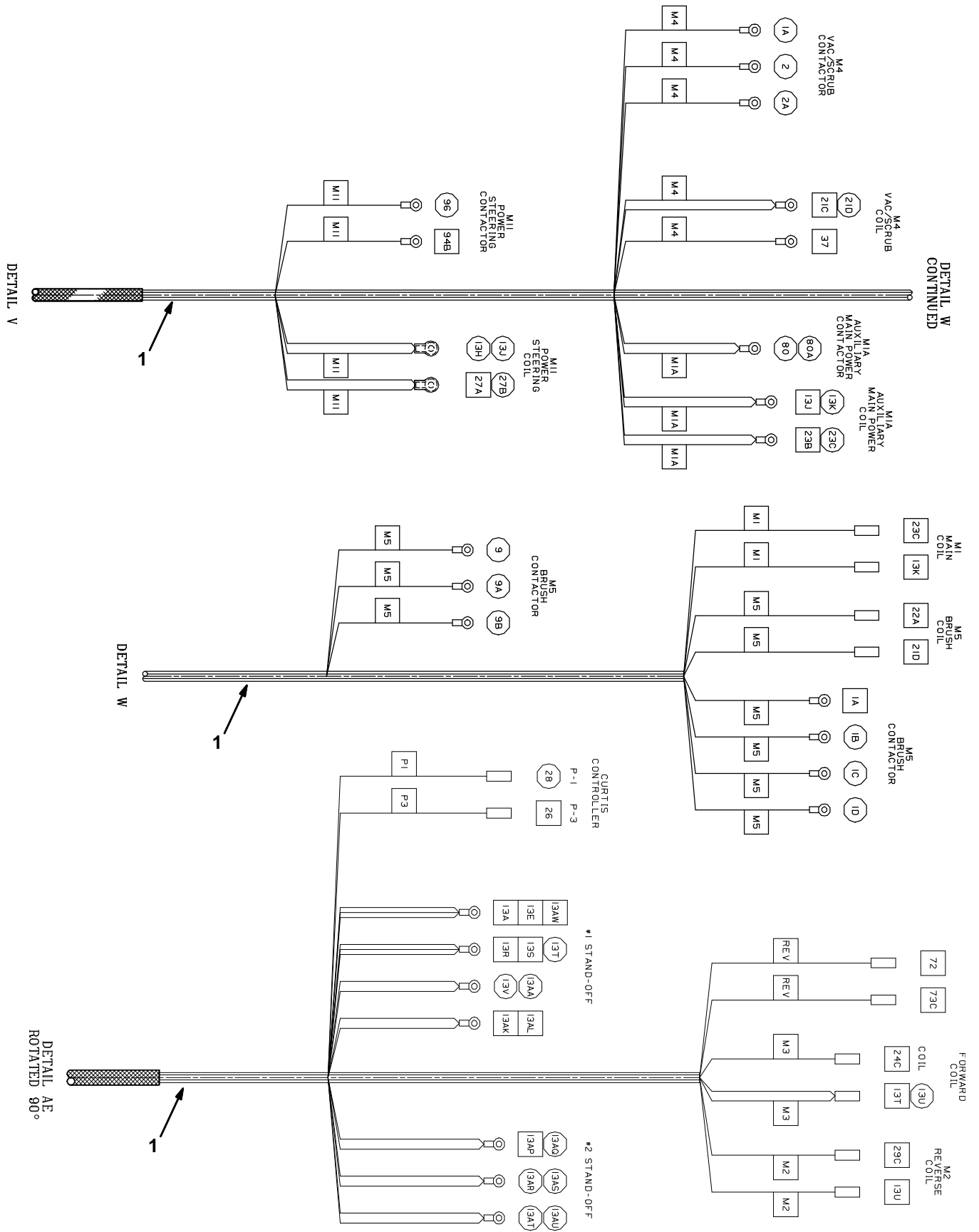


Fig. 61 - Electrical Wire Harness Group

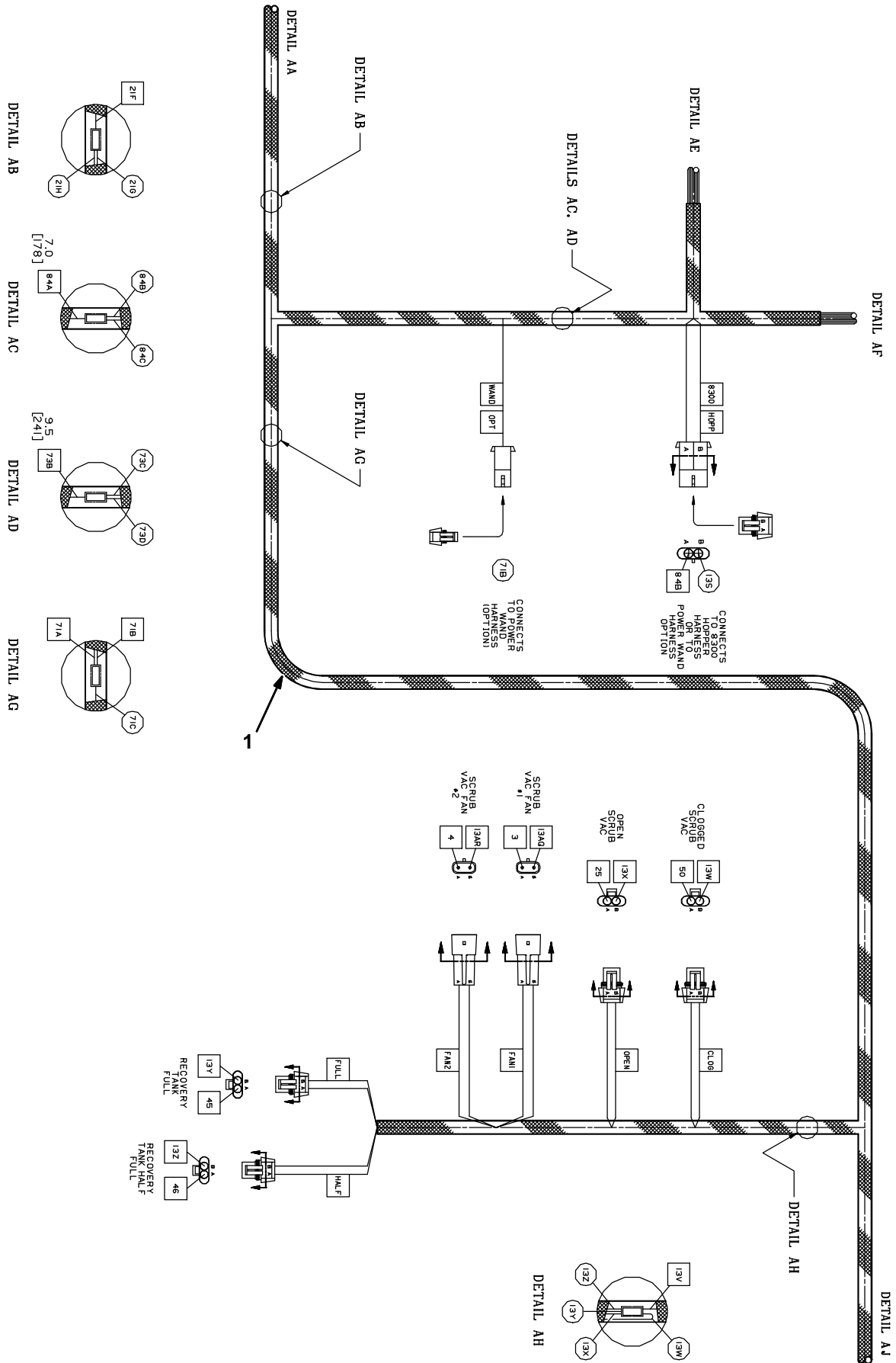


Fig. 61 - Electrical Wire Harness Group

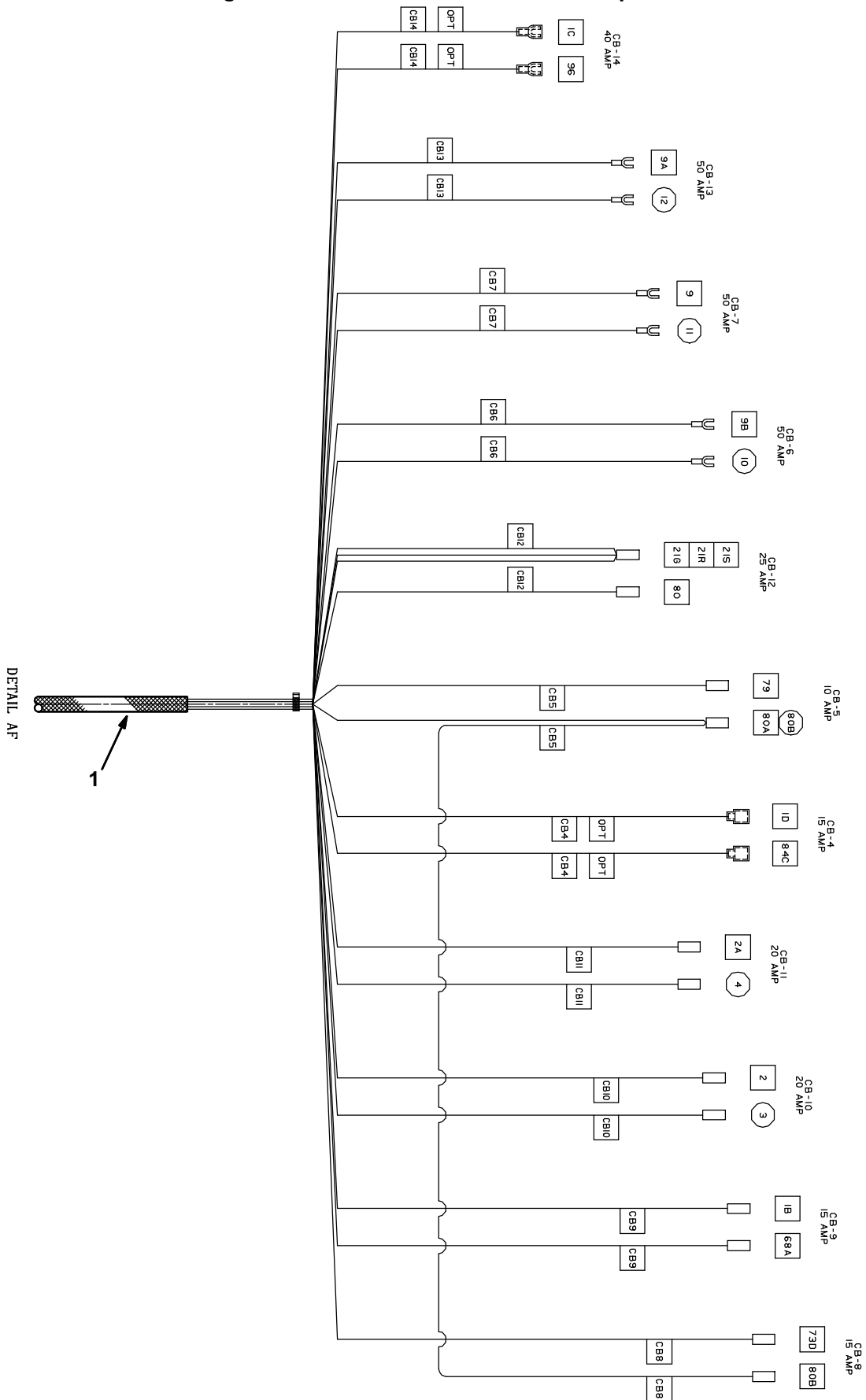


Fig. 61 - Electrical Wire Harness Group

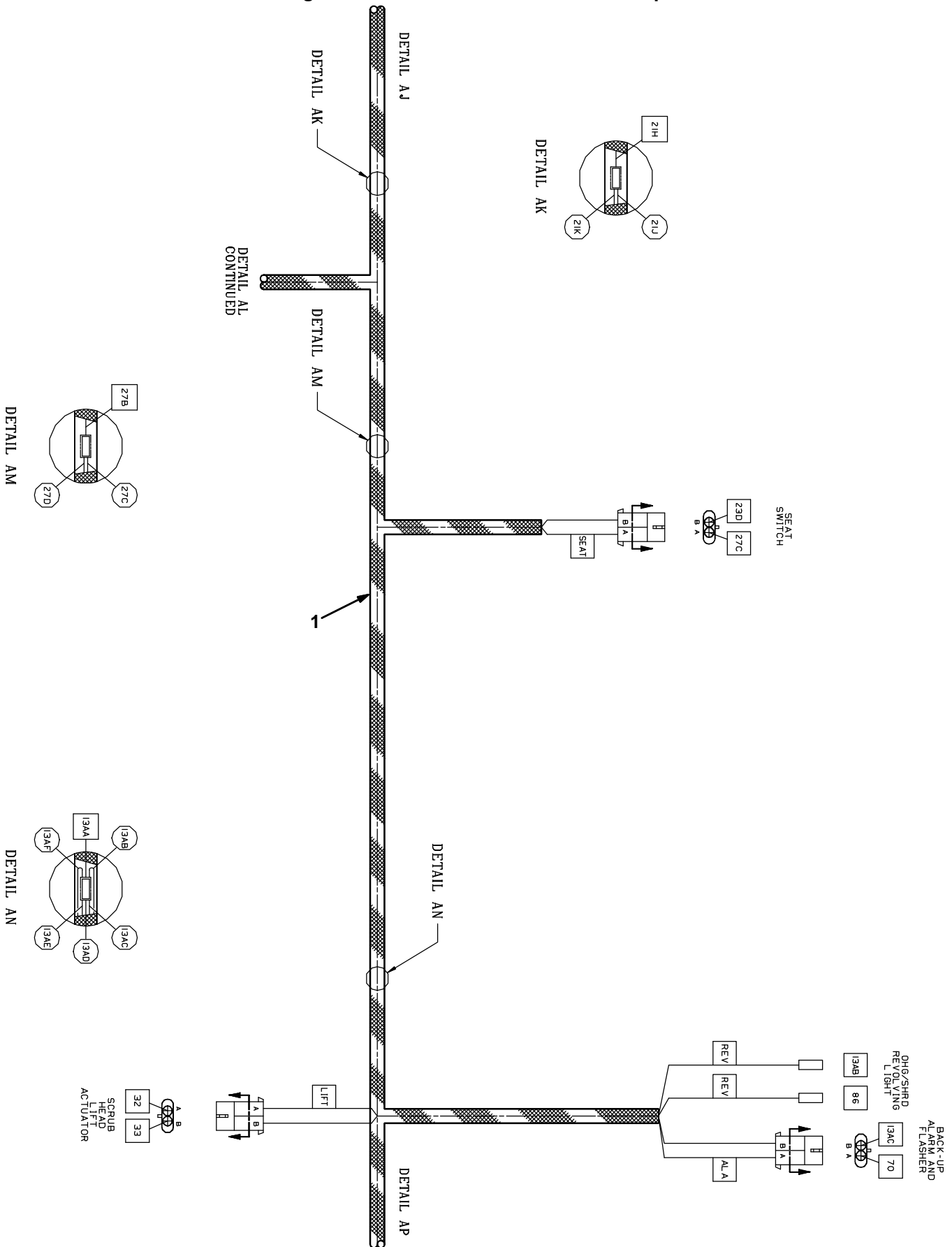


Fig. 61 - Electrical Wire Harness Group

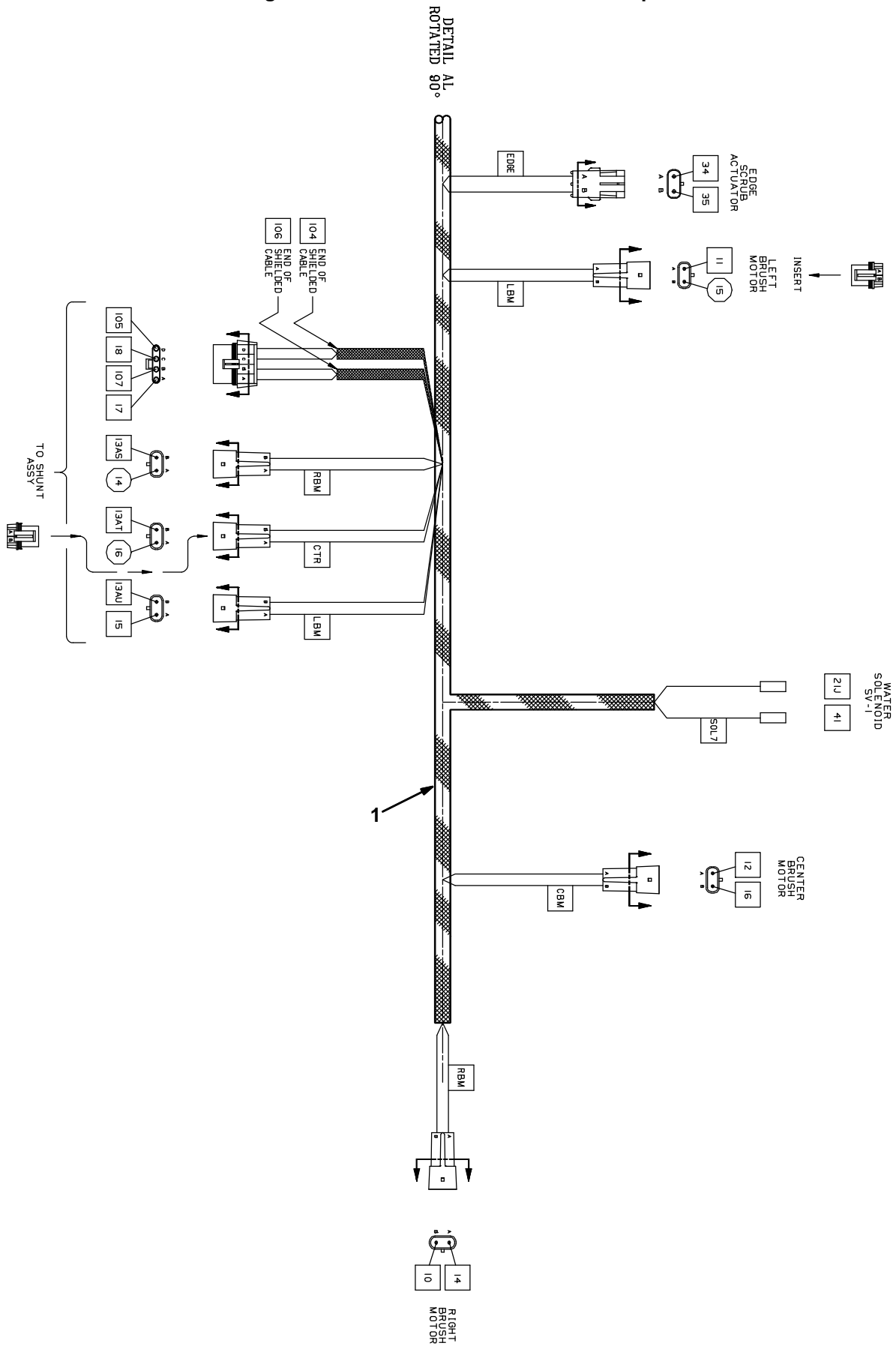


Fig. 61 - Electrical Wire Harness Group

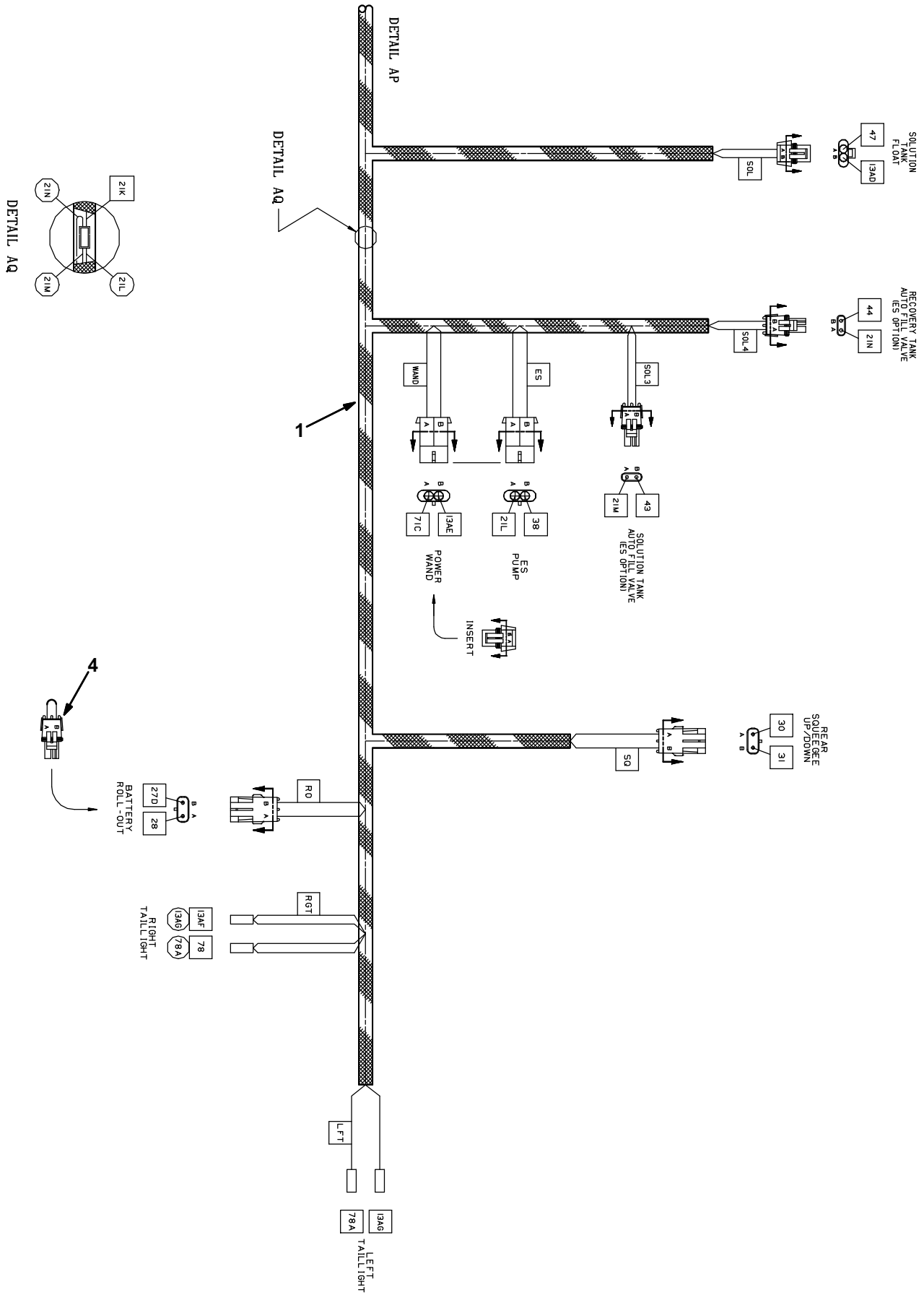
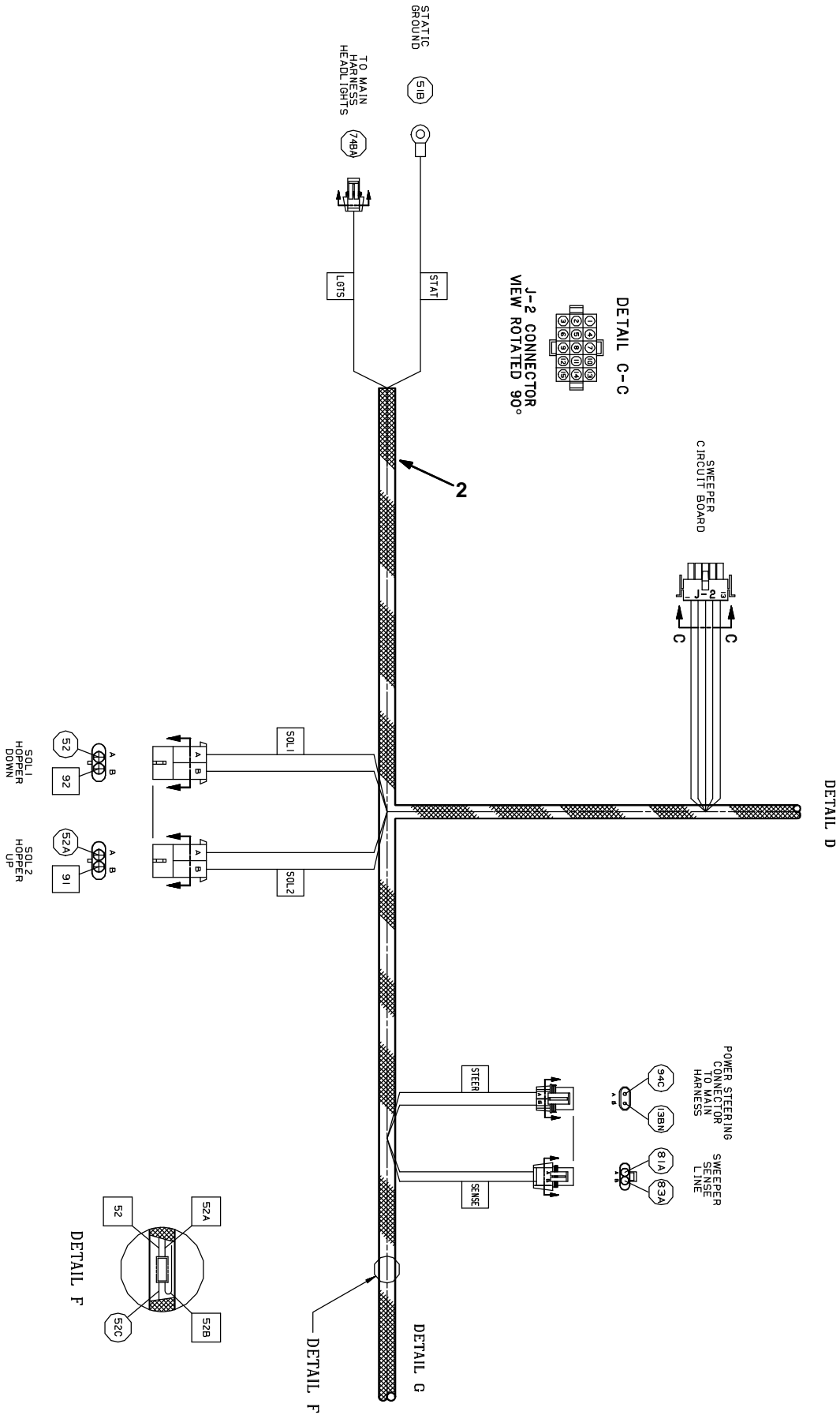


Fig. 61 - Electrical Wire Harness Group



Hopper Harness Group

Fig. 61 - Electrical Wire Harness Group

Hopper Harness Group

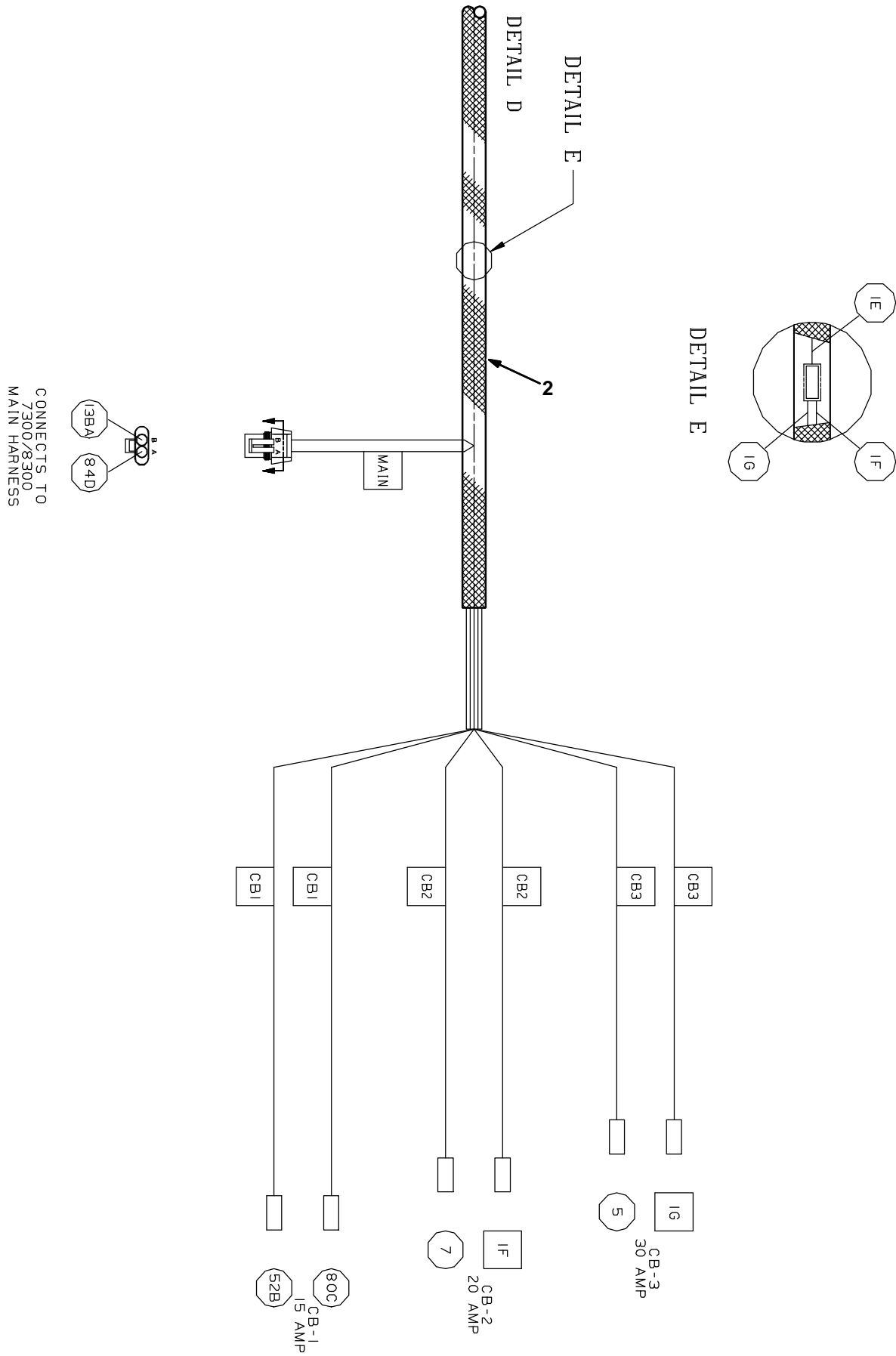
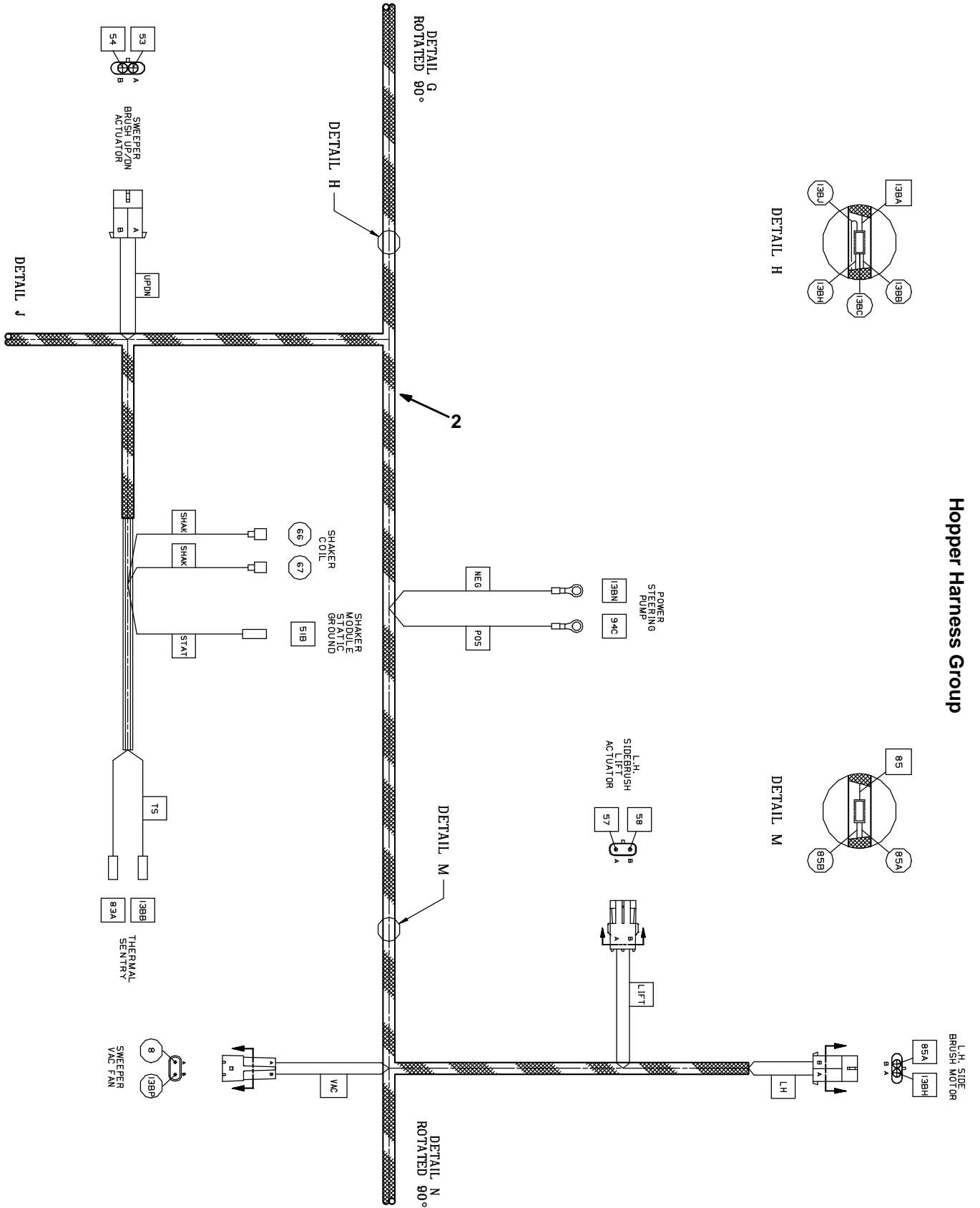
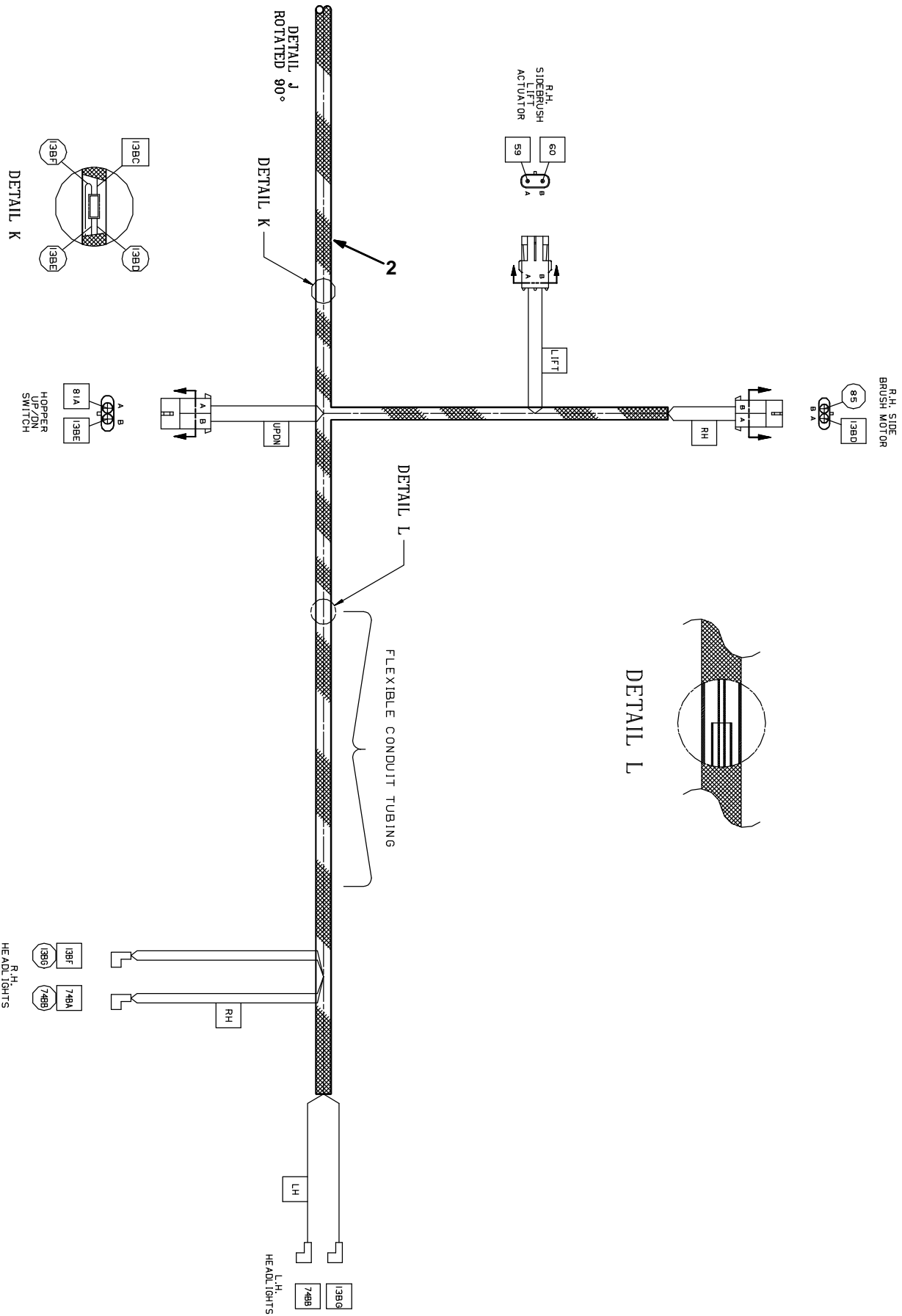


Fig. 61 - Electrical Wire Harness Group



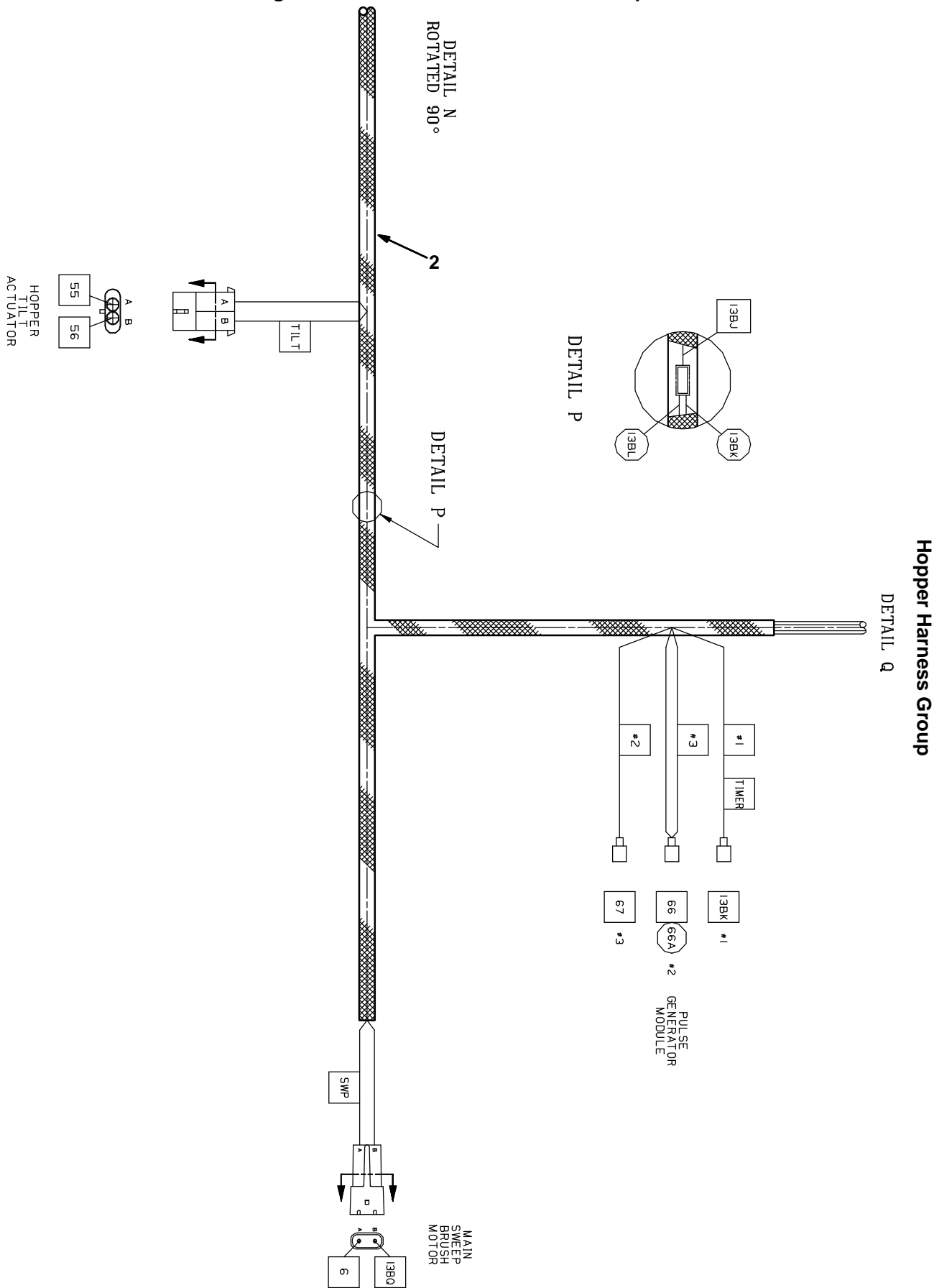
Hopper Harness Group

Fig. 61 - Electrical Wire Harness Group



Hopper Harness Group

Fig. 61 - Electrical Wire Harness Group



Hopper Harness Group

DETAIL Q

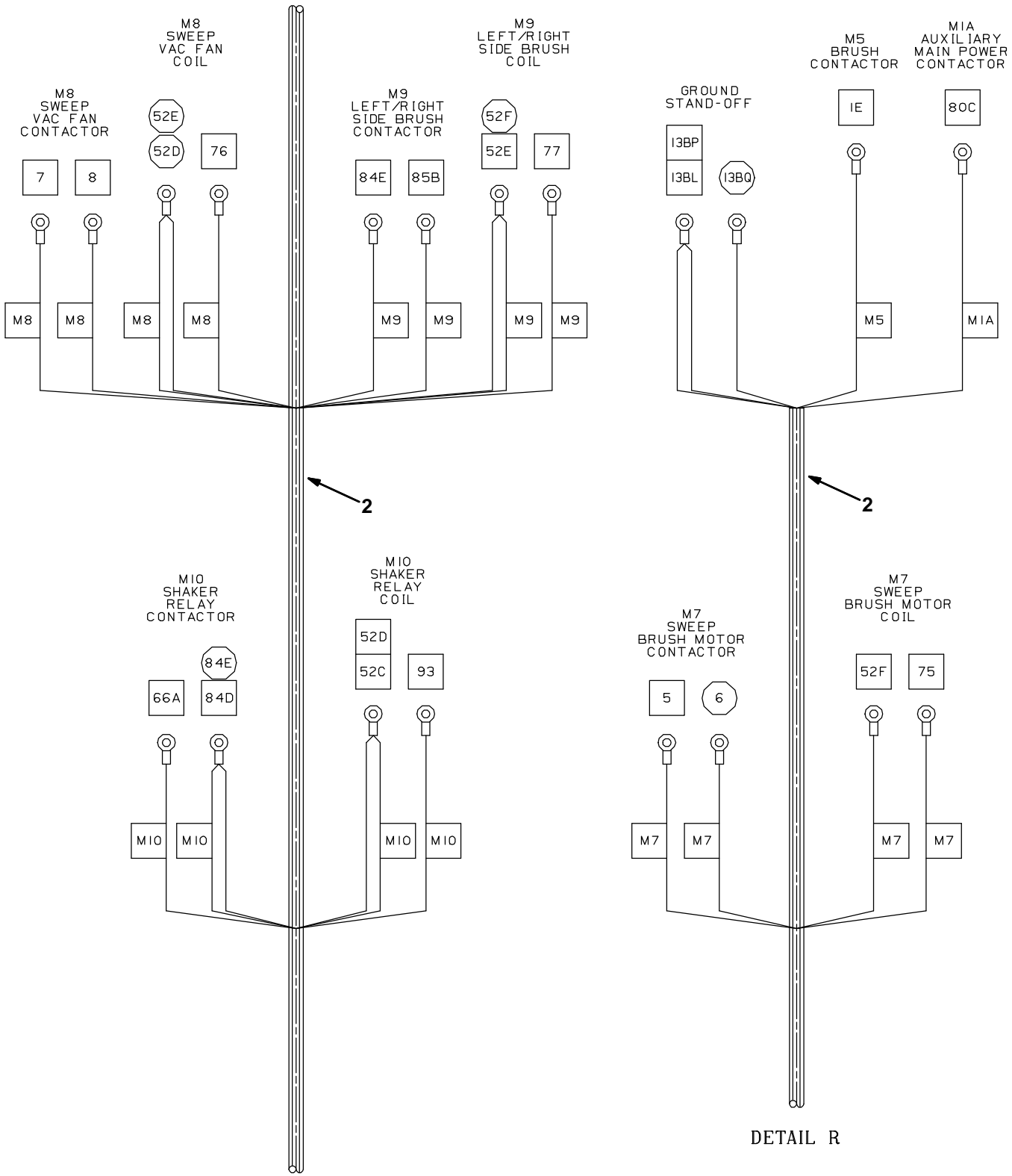
DETAIL P

MAIN SWEEP BRUSH MOTOR

HOPPER TILT ACTUATOR

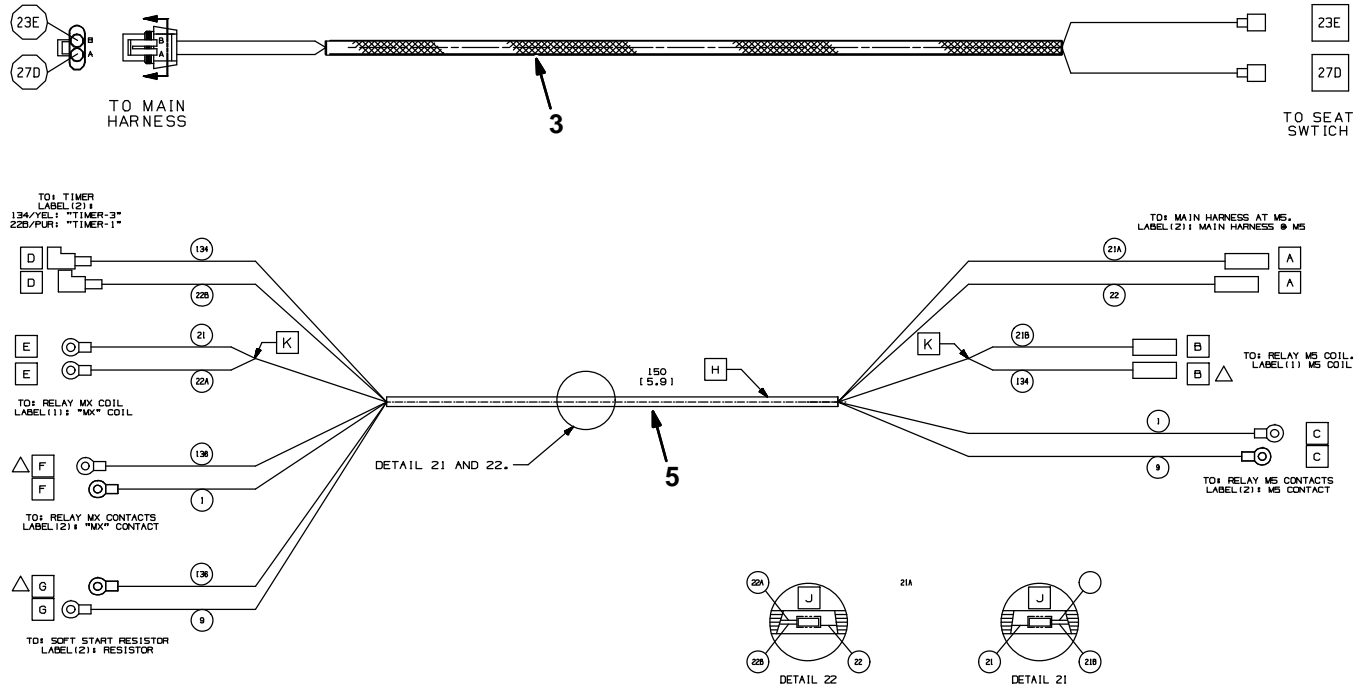
**Fig. 61 – Electrical Wire Harnesses Group
Hopper Harness Group**

DETAIL R



DETAIL Q

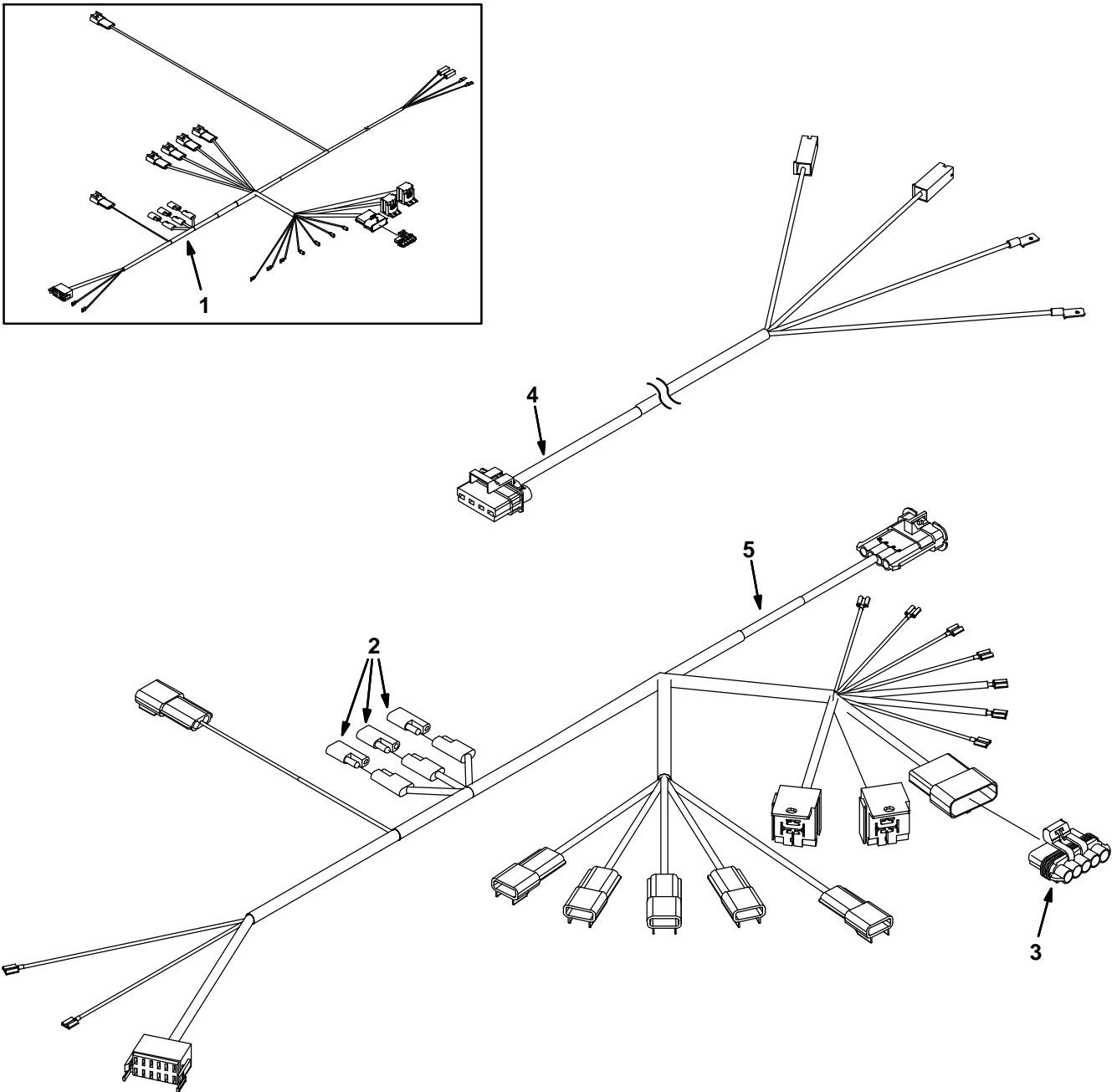
Fig. 61 - Electrical Wire Harnesses Group



Ref.	Part No.	Serial Number	Description	Qty.
1	386600	(000000-003233)	Harness, Main, 7300/8300	1
1	387424	(003234-	Harness, Main, 7300/8300	1
2	386601	(000000-003233)	Harness, Hppr	1
2	387423	(003234-	Harness, Hppr	1
3	387302	(000000-	Harness, Wire, Jumper, Seat Switch	1
4	60278	(000000-	Harness, Jumper, Arm	2
5	1073406	(007619-	Harness, Wire [7300/8300, Mtr, Softstart]	2

STANDARD PARTS

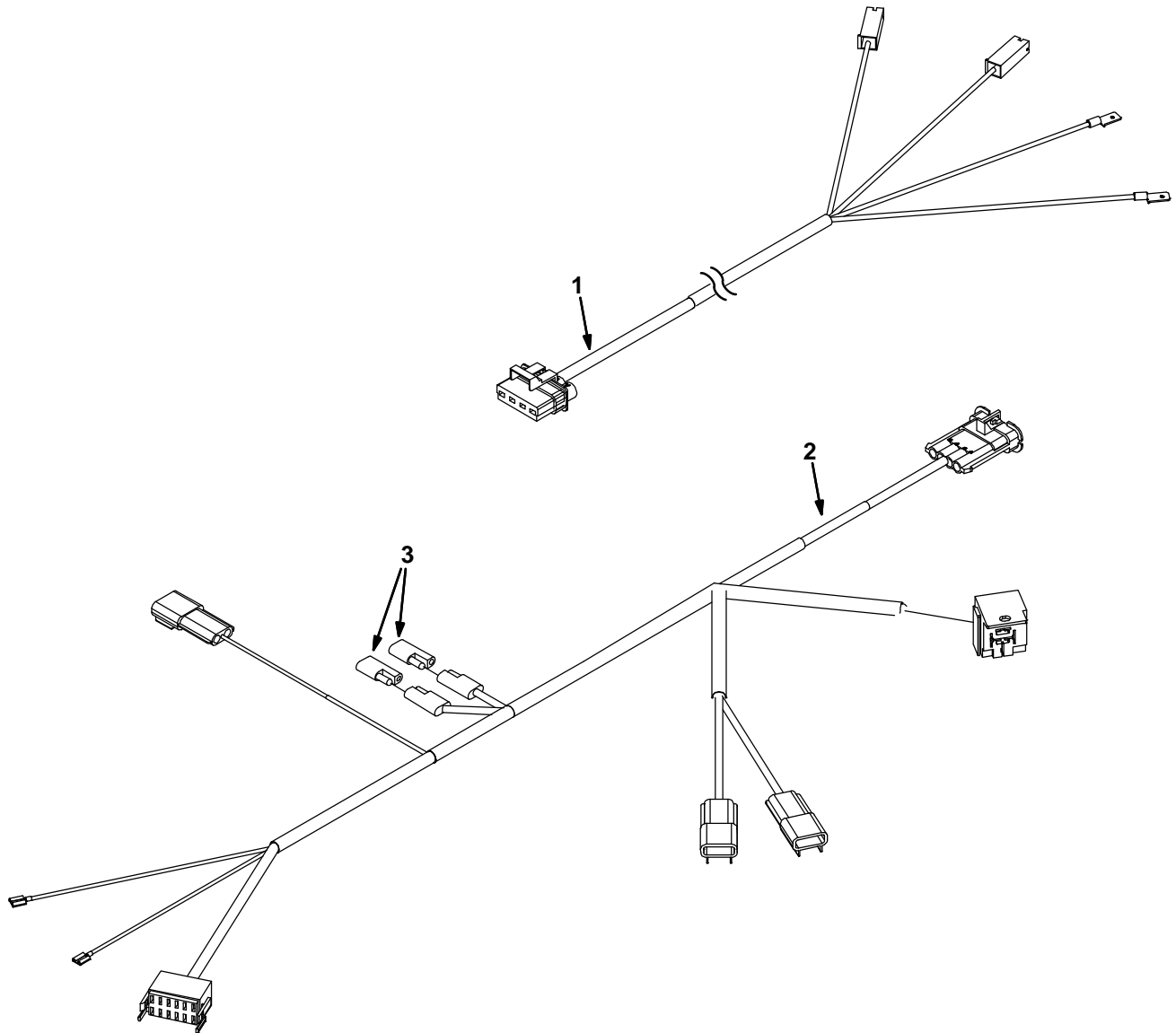
Fig. 62 – Electrical Wire Harness Group, FaST (000000–004791)



354203 – 7300

Ref.	Part No.	Serial Number	Description	Qty.
1	1010325	(000000–004014)	Harness, Fast, 7300/8300	1
2	222290	(000000–004791)	Diode, Ele, Plug	3
3	1015096	(000000–004791)	Plug, Resistor	1
4	1017288	(004015–004791)	Harness, Rear, [Fast 7300/8300]	1
5	1017289	(004015–004791)	Harness [Fast 7300/8300]	1

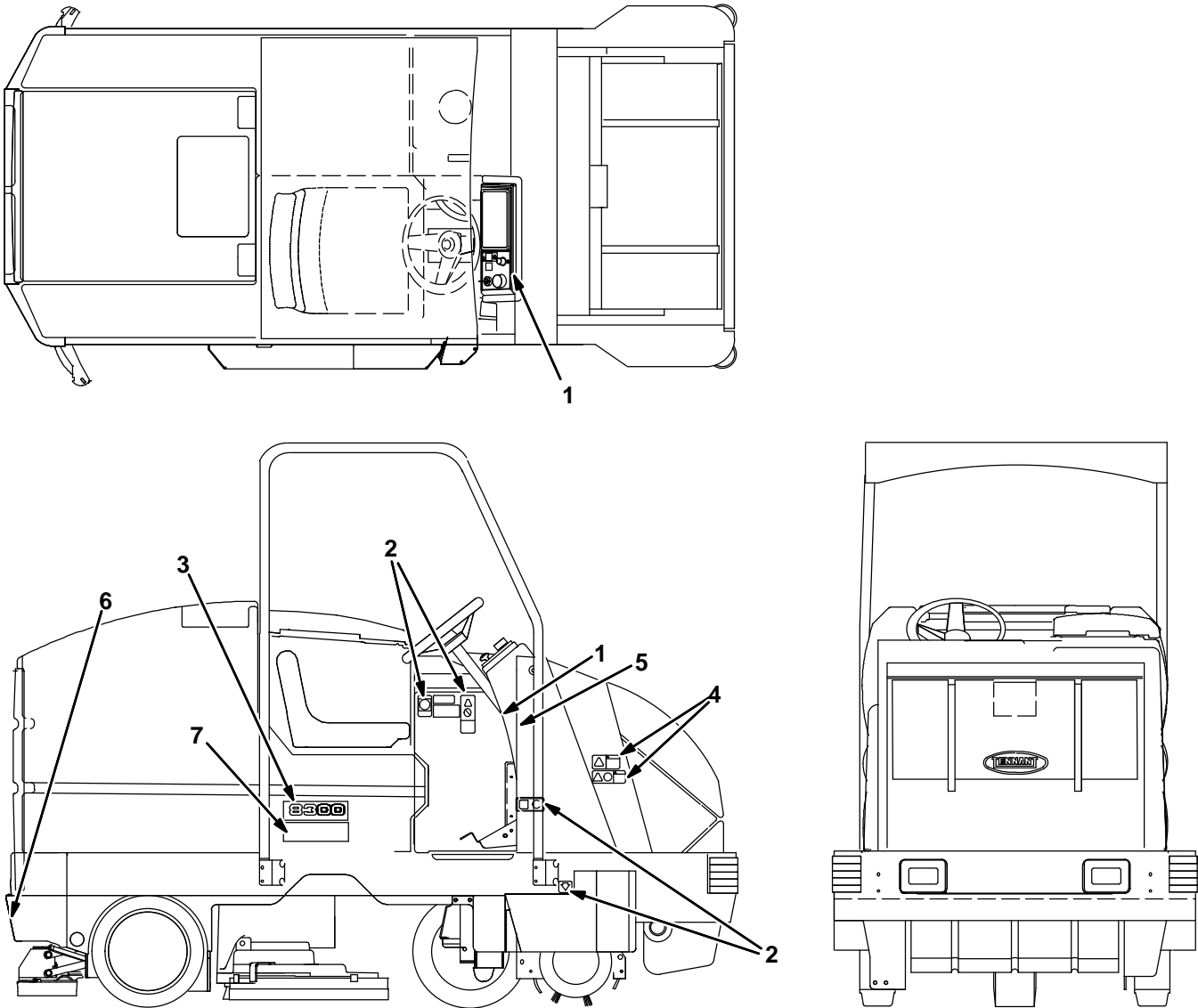
Fig. 63 – Electrical Wire Harness Group, FaST (004792-)



354203 – 7300

Ref.	Part No.	Serial Number	Description	Qty.
1	1017288	(004792-)	Harness, Rear [FaST 7300/8300]	1
2	1052588	(004792-)	Harness [FaST II+ 7300/8300]	1
3	222290	(004792-)	Diode, Ele, Plug	2

Fig. 64 – Label Group



353382

Ref.	Part No.	Serial Number	Description	Qty.
1	386130	(000000–)	Label Set, Operational, 7300/8300	1
2	387032	(000000–)	Label Set, Info & Hzd	1
3	1064660	(000000–)	Label, Tank, 8.99L 2Color [8300]	2
4	387068	(000000–)	Label Set, Info & Hzd	1
5	387520	(000000–)	Tag, Operator, [8300]	1
6	387525	(000000–)	Label, Sqge	1
7	1065343	(000000–)	Label, Logo, 05.75L 2 Color [Es]	2
7	1064439	(000000–)	Label, Logo, 14.9L 4Color [ec-H2O]	2
7	1065342	(000000–)	Label, Logo, 07.95L 2Color [FaST]	2

SECTION 3

Contents	Page
Fig. 1 – Revolving Light Kit (000000–006999)	3-4
Fig. 2 – Revolving Light Kit (007000–)	3-6
Fig. 3 – Revolving Light Kit, Overhead Guard (000000–006999)	3-8
Fig. 4 – Revolving Light Kit, Overhead Guard (007000–)	3-10
Fig. 5 – Backup Alarm Kit (000000–006999)	3-12
Fig. 6 – Backup Alarm Kit (007000–)	3-14
Fig. 7 – Rear Bumper Kit (000000–006999)	3-16
Fig. 8 – Rear Bumper Kit (007000–)	3-17
Fig. 9 – Overhead Guard Kit (000000–006999)	3-18
Fig. 10 – Overhead Guard Kit (007000–)	3-20
Fig. 11 – Seat Belt Kit	3-22
Fig. 12 – Suspension Seat Kit	3-24
Fig. 13 – Left Side Brush Motor and Pivot Group	3-26
Fig. 14 – Left Side Brush Lift Group	3-28
Fig. 15 – Max Pro 1200 (Disc–Brush) Scrub Head Frame Group	3-30
Fig. 16 – Max Pro 1200 (Disc–Brush) Scrub Head Linkage Group	3-32
Fig. 17 – Max Pro 1200 (Disc–Brush) Solution Valve Group	3-34
Fig. 18 – Max Pro 1200 (Disc–Brush) Solution Valve Group (FaST/ec–H2O)	3-36
Fig. 19 – Max Pro 1200 (Disc–Brush) Edge Scrub Group	3-38
Fig. 20 – Max Pro 1200 (Disc–Brush) Right Side Squeegee Group	3-40
Fig. 21 – Max Pro 1200 (Disc–Brush) Right Side Vacuumized Squeegee Group	3-42
Fig. 22 – Max Pro 1200 (Disc–Brush) Left Side Squeegee Group	3-44
Fig. 23 – Max Pro 1000 (Cylindrical Brush) Scrub Head Frame and Linkage Group	3-46
Fig. 24 – Max Pro 1000 (Cylindrical Brush) Scrub Head Drive Group	3-48
Fig. 25 – Max Pro 1000 (Cylindrical Brush) Solution Valve Group	3-50
Fig. 26 – Max Pro 1000 (Cylindrical Brush) Solution Valve Group (FaST/ec–H2O)	3-52

Contents	Page
Fig. 27 – Max Pro 1000 (Cylindrical Brush) Edge Scrub Group	3-54
Fig. 28 – Max Pro 1000 (Cylindrical Brush) Right Side Squeegee Group	3-56
Fig. 29 – Max Pro 1000 (Cylindrical Brush) Left Side Squeegee Group	3-58
Fig. 30 – Max Pro 1000 (Cylindrical Brush) Debris Tray Group	3-60
Fig. 31 – Max Pro 1000 (Cylindrical Brush) Vacuumized Debris Tray Group	3-62
Fig. 32 – Max Pro 1200 (Cylindrical Brush) Scrub Head Frame and Linkage Group	3-64
Fig. 33 – Max Pro 1200 (Cylindrical Brush) Scrub Head Drive Group	3-68
Fig. 34 – Max Pro 1200 (Cylindrical Brush) Solution Valve Group	3-70
Fig. 35 – Max Pro 1200 (Cylindrical Brush) Solution Valve Group (FaST/ec–H2O)	3-72
Fig. 36 – Max Pro 1200 (Cylindrical Brush) Edge Scrub Group	3-74
Fig. 37 – Max Pro 1200 (Cylindrical Brush) Right Side Squeegee Group	3-76
Fig. 38 – Max Pro 1200 (Cylindrical Brush) Left Side Squeegee Group	3-78
Fig. 39 – Max Pro 1200 (Cylindrical Brush) Debris Tray Group	3-80
Fig. 40 – Max Pro 1200 (Cylindrical Brush) Vacuumized Debris Tray Group	3-82
Fig. 41 – ES Pump Group	3-84
Fig. 42 – ES Tank Goup	3-86
Fig. 43 – ES Drain Assembly	3-88
Fig. 44 – ec–H2O Solution Pump Group	3-90
Fig. 45 – ec–H2O Switch and Label Group	3-92
Fig. 46 – ec–H2O Wire Harnesses Group	3-94
Fig. 47 – ec–H2O Install Kits	3-95
Fig. 48 – Positive Solution Control Drain Kit, Recovery Tank (000000–006999)	3-96
Fig. 49 – Positive Solution Control Drain Kit, Recovery Tank (007000–)	3-98
Fig. 50 – Positive Solution Control Drain Kit, Solution Tank (000000–006999)	3-100
Fig. 51 – Positive Solution Control Drain Kit, Solution Tank (007000–)	3-102
Fig. 52 – Low Water Level Kit	3-104
Fig. 53 – Dertergent Metering Kit	3-106
Fig. 54 – Power Wand Hose Assembly	3-108
Fig. 55 – Power Wand Assembly	3-110
Fig. 56 – Power Wand Pump and Fittings Group	3-112
Fig. 57 – Power Wand Mount Group	3-114
Fig. 58 – Vacuum Wand Kit	3-116

OPTIONS

Contents	Page
Fig. 59 – Max Pro 1200 Rear Squeegee Group (000000–006999)	3-118
Fig. 60 – Max Pro 1200 Rear Squeegee Group (007000–)	3-120
Fig. 61 – Max Pro 1200 Rear Squeegee Group for Vacuumized Side Squeegee (000000–006999)	3-122
Fig. 62 – Max Pro 1200 Rear Squeegee Group for Vacuumized Side Squeegee (007000–)	3-124
Fig. 63 – Max Pro 1000 Urethane Squeegee Kit	3-126
Fig. 64 – Max Pro 1200 Urethane Squeegee Kit	3-127
Fig. 65 – Telemetry Group (007304–)	3-128
Fig. 66 – Battery Rollout Kit	3-130
Fig. 67 – Battery Forklift Kit	3-132
Fig. 68 – Battery Kit, 500AH Wet	3-134
Fig. 69 – Battery Kit, 600AH (000000–006999)	3-136
Fig. 70 – Battery Kit, 600AH (007000–)	3-138
Fig. 71 – Battery Kit, 750AH Wet	3-140
Fig. 72 – Battery Kit, 1000AH Wet (000000–006999)	3-142
Fig. 73 – Battery Kit, 1000AH Wet (007000–)	3-144
Fig. 74 – Battery Tray Group	3-146
Fig. 75 – Battery Charger Group, 120A, 36V, 60Hz (500Ah Batteries) . . .	3-147
Fig. 76 – Battery Charger Group, 93A, 36V, 60Hz (600Ah Batteries) . . .	3-148
Fig. 77 – Battery Charger Group, 150A, 36V, 60Hz (750Ah Batteries) . . .	3-149
Fig. 78 – Battery Charger Group, 210A, 36V, 60Hz, 3Ph (1000 Ah Batteries)	3-150
Fig. 79 – Fire Extinguisher Kit	3-151
Fig. 80 – Documentation Group	3-152

Fig. 1 – Revolving Light Kit (000000-006999)

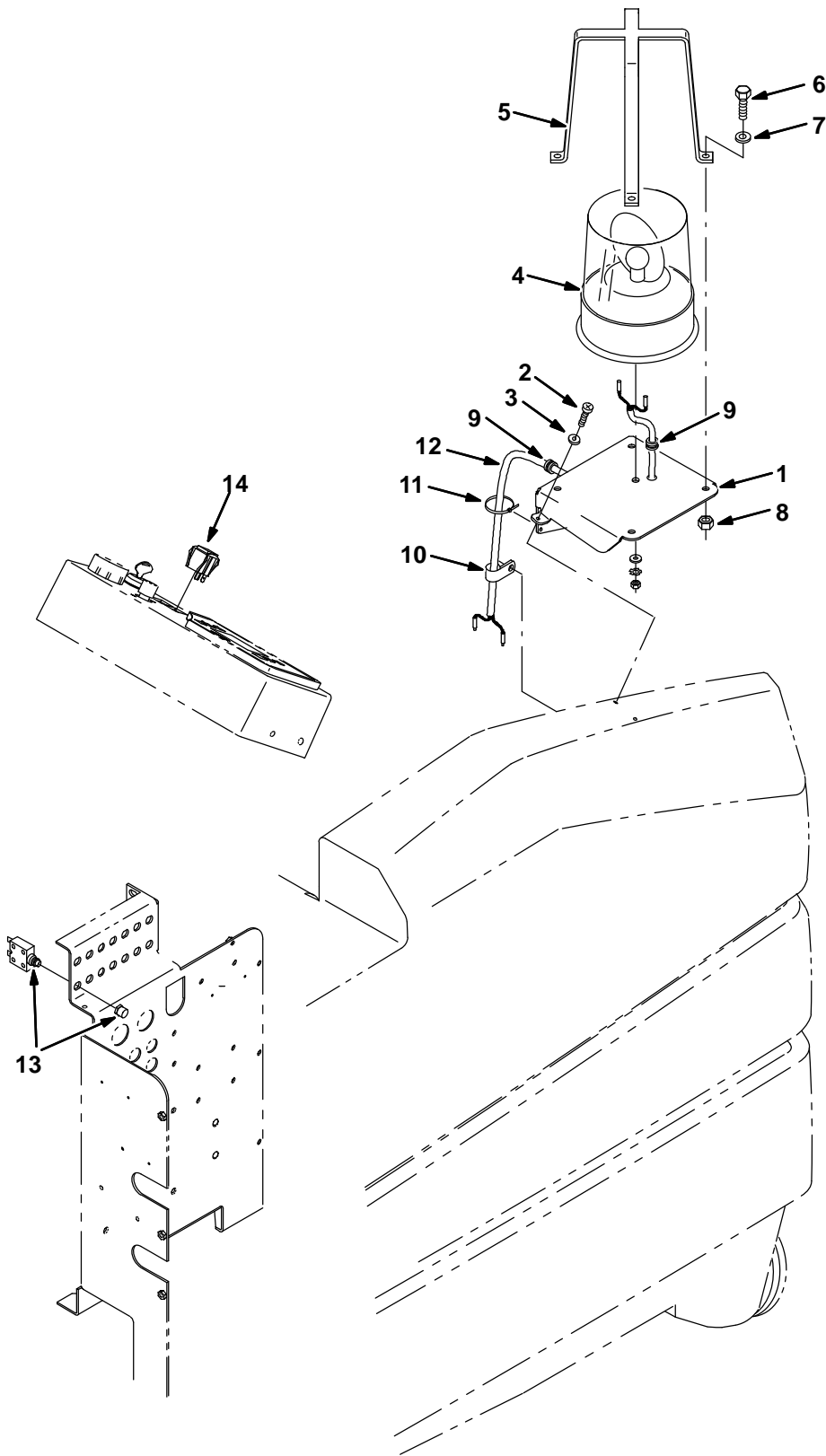


Fig. 1 – Revolving Light Kit (000000–006999)

Ref.	Part No.	Serial Number	Description	Qty.
▽	387301	(000000–006999)	Kit, Cl, Light, Revl W/O OHG	1
▲	1 387157	(000000–006999)	Bracket, Mtg	1
▲	2 360943	(000000–006999)	Screw, Pan, #10–14 X 0.75, F/Plstc	5
▲	3 19066	(000000–006999)	Washer, Flt, #10	4
▲▽	4 87709	(000000–006999)	Light, Revl, 36vdc, Amb, Rework 44684	1
▲▲	44681–1	(000000–006999)	Lens, Amber, Light, Revl	1
▲▲	45283	(000000–006999)	Lamp, 40vdc, 0.9a, [50cp#1062]	1
▲	5 45272	(000000–006999)	Guard Wldt, Light, Revl/Flsh	1
▲	6 39277	(000000–006999)	Screw, Hex, M08 X 1.25 X 25, 8.8	4
▲	7 39349	(000000–006999)	Washer, Flt, .31 Sae	4
▲	8 07791	(000000–006999)	Nut, Hex, Flng, M08 X 1.25	4
▲	9 10632–12	(000000–006999)	Grommet, Rbr, 0.38id, F/ 0.5h, .12matl	2
▲	10 26395–2	(000000–006999)	Clamp, Cable, Stl, 0.38d X 0.38w, 1h	1
▲	11 49266	(000000–006999)	Tie, Cable, Nyl, 07.3l .19w 1.8 Max D	1
▲	12 386609	(000000–006999)	Harness, Light, Revl, Shrd	1
▲	13 383722	(000000–006999)	Circuitbreaker, 15.0 A	1
▲	14 360520	(000000–006999)	Switch, Rocker	1
	44681	(000000–006999)	Lens, Rev. Light, Red	1
	44681–2	(000000–006999)	Lens, Rev. Light, Blue	1

Fig. 2 – Revolving Light Kit (007000-)

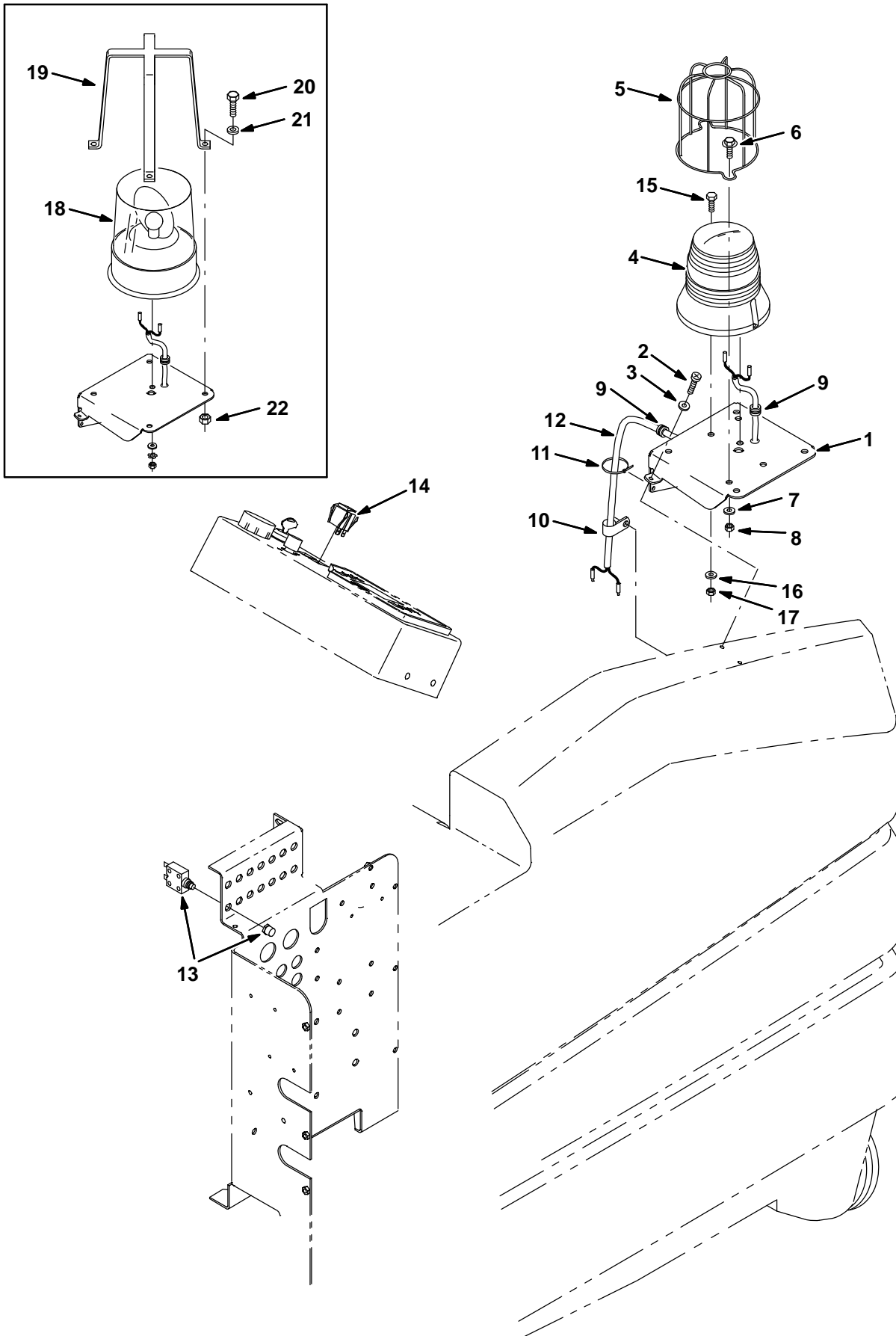


Fig. 2 - Revolving Light Kit (007000-)

Ref.	Part No.	Serial Number	Description	Qty.
▽	9006949	(007000-) Light Kit, Revl, W/O Ohg, Iron Gray, Ci	1
▲	1 1057069	(007000-) Bracket, Mtg, Iron Gray	1
▲	2 360943	(007000-) Screw, Pan, #10-14 X 0.75, F/Plstc	5
▲	3 19066	(007000-) Washer, Flt, #10	4
▲▽	4 1017250	(007194-) Light, Strobe, Amb, 12-48vdc	1
▲▲	9000879	(007194-) Lens, Amb, F/ Revl / Flasher	1
▲▲	9000845	(007194-) Lamp, Bulb, Strobe	1
▲	5 1039392	(007194-) Guard, Light, Revl / Strobe	1
▲	6 12316	(007194-) Screw, Hex, M5 X 0.80 X 25, Ss	2
▲	7 01683	(007194-) Washer, Flat, 10, Ss	2
▲	8 09739	(007194-) Nut, Hex, Lock, M5 X 0.80, NI, Ss	2
▲	9 10632-12	(007000-) Grommet, Rbr, 0.38id, F/ 0.5h, .12matl	2
▲	10 26395-2	(007000-) Clamp, Cable, Stl, 0.38d X 0.38w, 1h	1
▲	11 49266	(007000-) Tie, Cable, Nyl, 07.3l .19w 1.8 Max D	1
▲	12 386609	(007000-) Harness, Light, Revl, Shrd	1
▲	13 383722	(007000-) Circuitbreaker, 15.0 A	1
▲	14 360520	(007000-) Switch, Rocker	1
▲	15 09244	(007194-) Screw, Hex, M5 X 0.80 X 16, 8.8	2
▲	16 19066	(007194-) Washer, Flat, 0.25b 0.56d .05, Pl, 10	2
▲	17 06549	(007194-) Nut, Hex, Lock, M5 X 0.80, NI	2
	1027798	(007194-) Lens, Red, F/ Revl / Flasher	1
	1027800	(007194-) Lens, Blu, F/ Revl / Flasher	1
▽	18 87709	(007000-007193)) Light, Revl, 36vdc, Amb, Rework 44684	1
▲	44681-1	(007000-007193)) Lens, Amber, Light, Revl	1
▲	45283	(007000-007193)) Lamp, 40vdc, 0.9a, [50cp#1062]	1
	19 1056464	(007000-007193)) Guard Wldt, Light, Revl/Flsh, Iron Gray	1
	20 39277	(007000-007193)) Screw, Hex, M08 X 1.25 X 25, 8.8	4
	21 39349	(007000-007193)) Washer, Flt, .31 Sae	4
	20 07791	(007000-007193)) Nut, Hex, Flng, M08 X 1.25	4
	44681	(007000-007193)) Lens, Rev. Light, Red	1
	44681-2	(007000-007193)) Lens, Rev. Light, Blue	1

Fig. 3 – Revolving Light Kit, Overhead Guard (000000–006999)

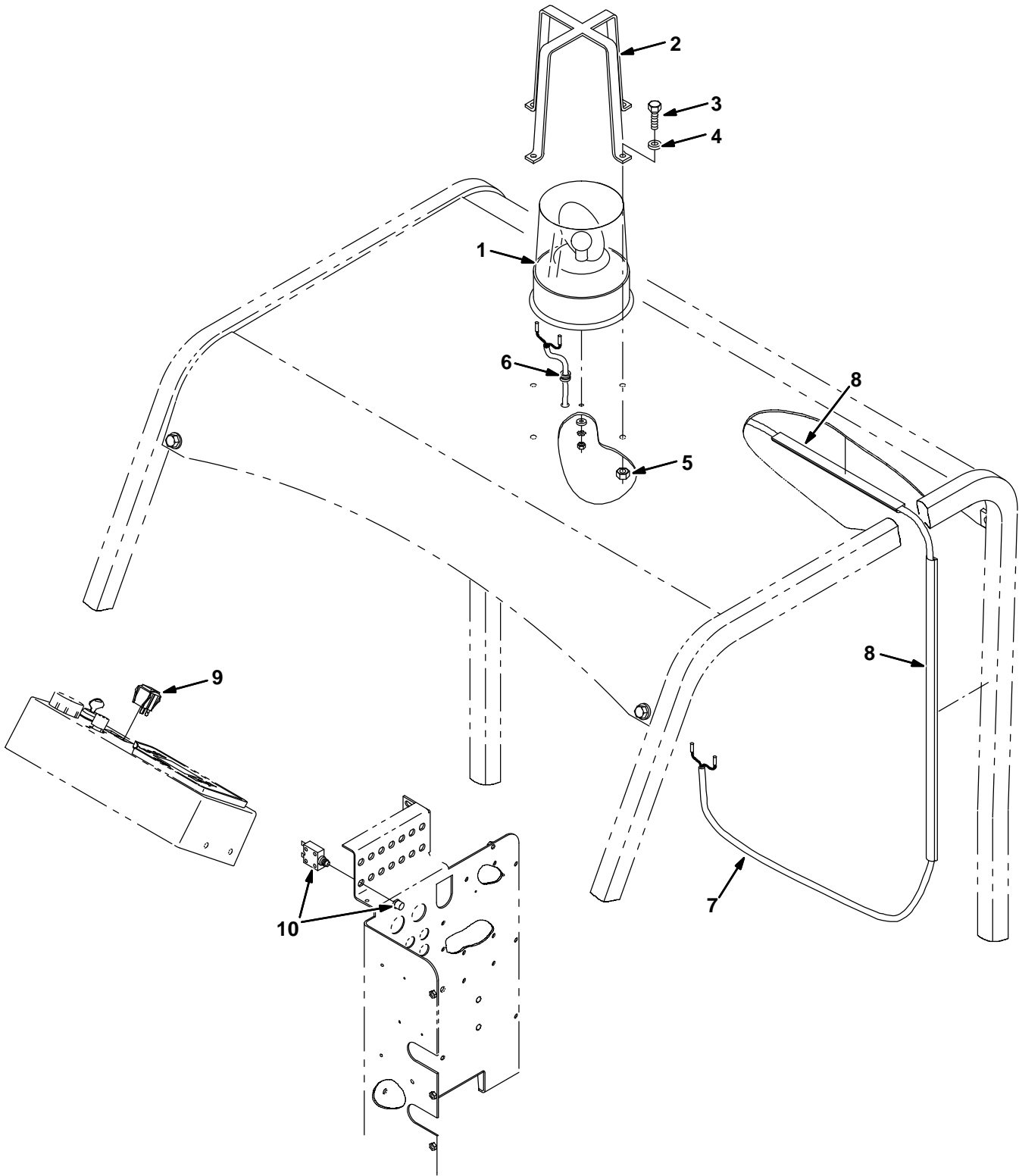


Fig. 3 – Revolving Light Kit, Overhead Guard (000000–006999)

	Ref.	Part No.	Serial Number	Description	Qty.
▽		387300	(000000–006999)	Light Kit, Revl, W/ Ohg, Ci [7300/8300]	1
▲▽	1	87709	(000000–006999)	Light, Revl, 36vdc, Amb, Rework 44684	1
▲▲		44681–1	(000000–006999)	Lens, Amber, Light, Revl	1
▲▲		45283	(000000–006999)	Lamp, 40vdc, 0.9a, [50cp#1062]	1
▲	2	45272	(000000–006999)	Guard Wldt, Light, Revl/Flsh	1
▲	3	39277	(000000–006999)	Screw, Hex, M08 X 1.25 X 25, 8.8	4
▲	4	39349	(000000–006999)	Washer, Flt, .31 Sae	4
▲	5	07791	(000000–006999)	Nut, Hex, Flng, M08 X 1.25	4
▲	6	10632–12	(000000–006999)	Grommet, Rbr, 0.38id, F/ 0.5h, .12matl	1
▲	7	386605	(000000–006999)	Harness, Warning Light, Alarm	1
▲	8	1064050	(000000–006999)	Duct, Afmkt, Vyl, 0.40 X 0.75 .25D, 04Ft	2
▲	9	360520	(000000–006999)	Switch, Rocker	1
▲	10	383722	(000000–006999)	Circuitbreaker, 15.0 A	1
		44681	(000000–006999)	Lens, Rev. Light, Red	1
		44681–2	(000000–006999)	Lens, Rev. Light, Blue	1

OPTIONS

Fig. 4 – Revolving Light Kit, Overhead Guard (007000-)

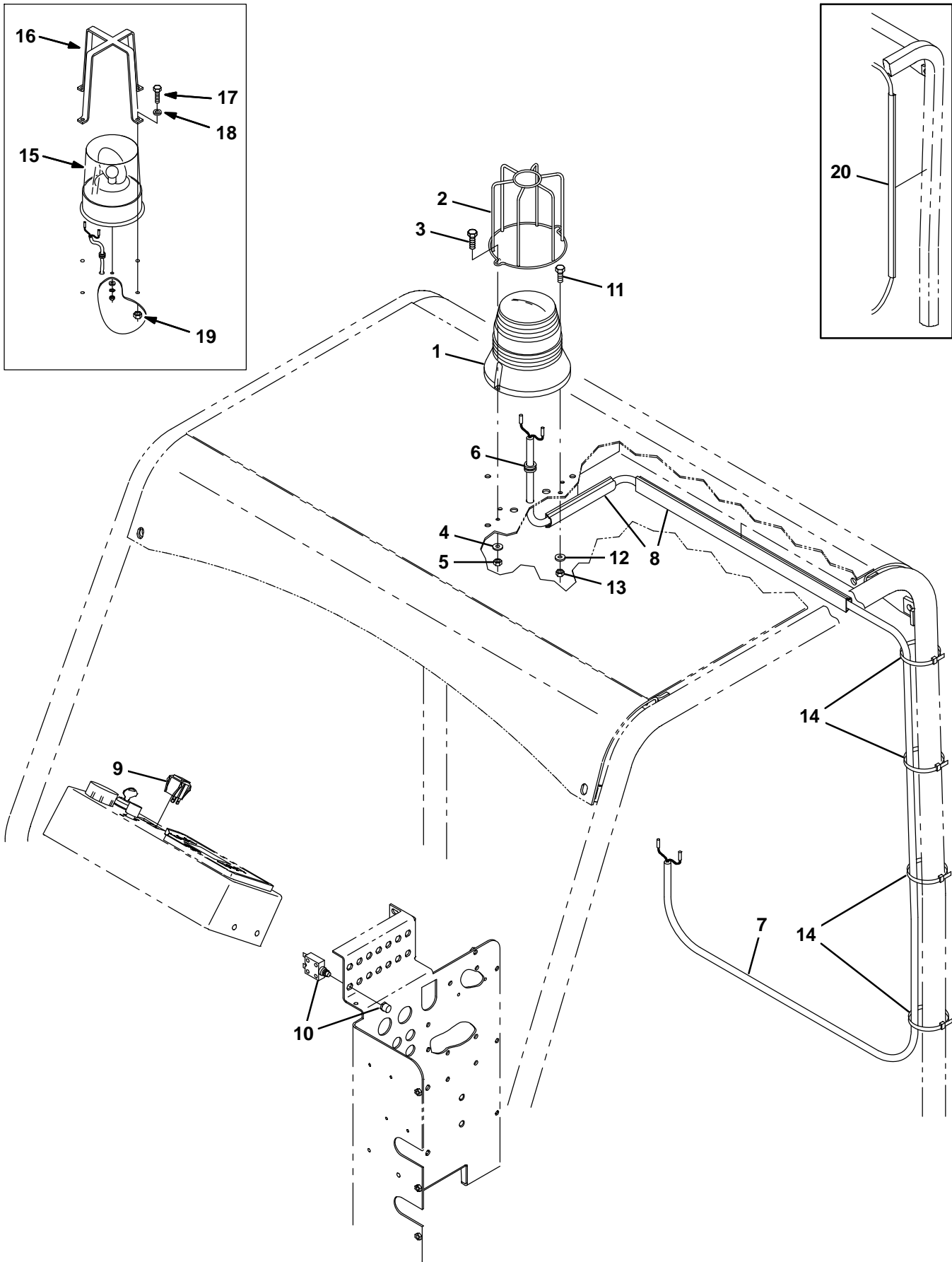


Fig. 4 – Revolving Light Kit, Overhead Guard (007000–)

Ref.	Part No.	Serial Number	Description	Qty.
▽	9006948	(007000–)	Kit, Cl, Light, Revl W/ Ohg	1
▲▽	1 1017250	(007194–)	Light, Strobe, Amb, 12–48vdc	1
▲▲	9000879	(007194–)	Lens, Amb, F/ Revl / Flasher	1
▲▲	9000845	(007194–)	Lamp, Bulb, Strobe	1
▲	2 1039392	(007194–)	Guard, Light, Revl / Strobe	1
▲	3 12316	(007194–)	Screw, Hex, M5 X 0.80 X 25, Ss	4
▲	4 01683	(007194–)	Washer, Flat, 10, Ss	4
▲	5 09739	(007194–)	Nut, Hex, Lock, M5 X 0.80, NI, Ss	4
▲	6 10632–12	(007000–)	Grommet, Rbr, 0.38id, F/ 0.5h, .12matl	1
▲	7 386605	(007000–)	Harness, Warning Light, Alarm	1
▲	8 1064050	(007000–)	Duct, Afrmkt, Vyl, 0.40 X 0.75 .25D, 04Ft	1
▲	9 360520	(007000–)	Switch, Rocker	1
▲	10 383722	(007000–)	Circuitbreaker, 15.0 A	1
▲	11 09244	(007194–)	Screw, Hex, M5 X 0.80 X 16, 8.8	
▲	12 19066	(007194–)	Washer, Flat, 0.25b 0.56d .05, PI, 10	
▲	13 06549	(007194–)	Nut, Hex, Lock, M5 X 0.80, NI	
▲	14 44961	(007343–)	Tie, Cable, Nyl, 14.5l .30w 4.0 Max D	4
	1027798	(007194–)	Lens, Red, F/ Revl / Flasher	1
	1027800	(007194–)	Lens, Blu, F/ Revl / Flasher	1
▽	15 87709	(007000–007193)	Light, Revl, 36vdc, Amb, Rework 44684	1
▲	44681–1	(007000–007193)	Lens, Amber, Light, Revl	1
▲	45283	(007000–007193)	Lamp, 40vdc, 0.9a, [50cp#1062]	1
	16 1056464	(007000–007193)	Guard Wldt, Light, Revl/Flsh, Iron Gray	1
	17 39277	(007000–007193)	Screw, Hex, M08 X 1.25 X 25, 8.8	4
	18 39349	(007000–007193)	Washer, Flt, .31 Sae	4
	19 07791	(007000–007193)	Nut, Hex, Flng, M08 X 1.25	4
	44681	(007000–007193)	Lens, Rev. Light, Red	1
	44681–2	(007000–007193)	Lens, Rev. Light, Blue	1
	20 1064050	(007000–007342)	Duct, Afrmkt, Vyl, 0.40 X 0.75 .25D, 04Ft	1

Fig. 5 - Backup Alarm Kit (000000-006999)

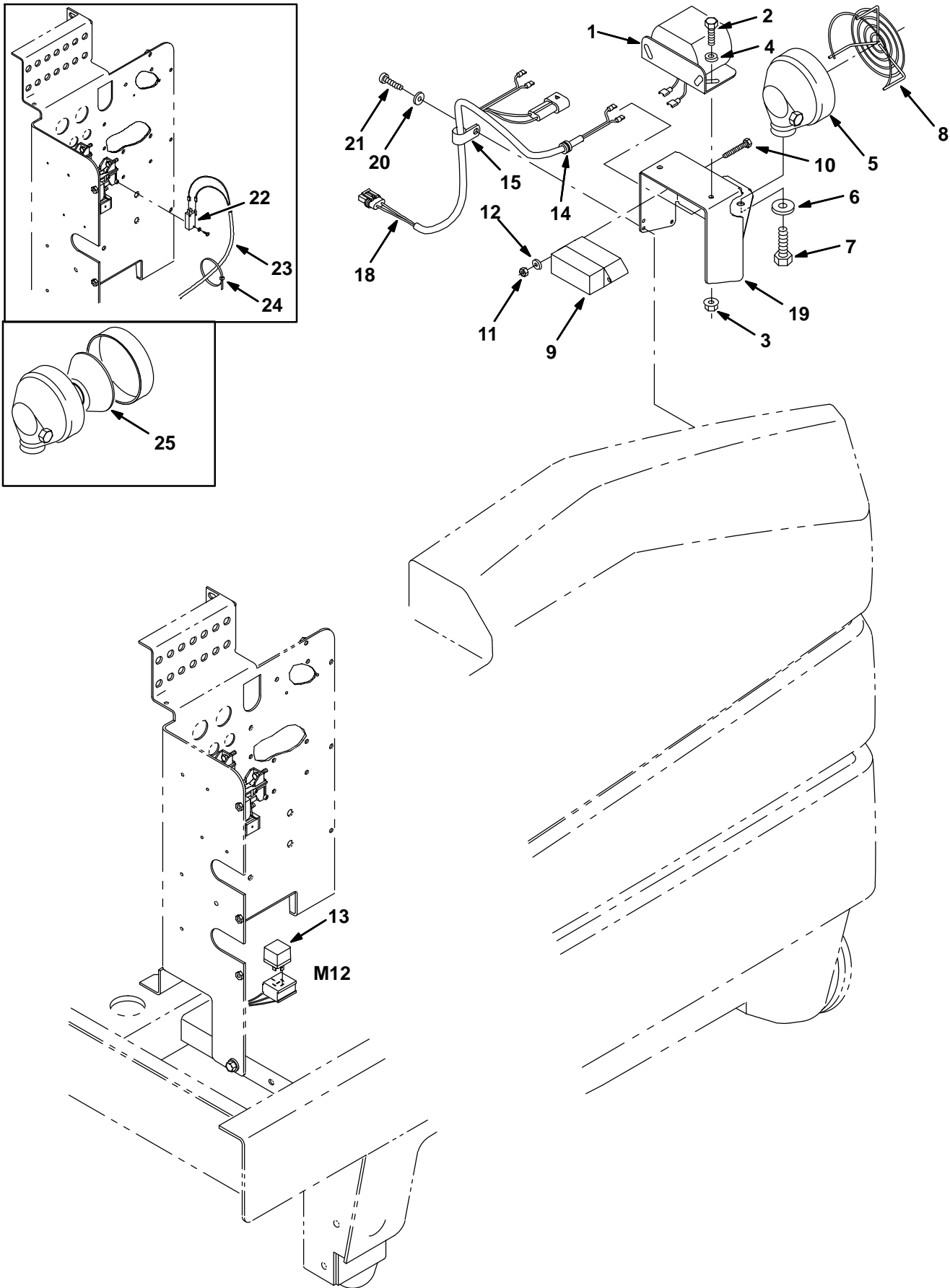


Fig. 5 – Backup Alarm Kit (000000–006999)

Ref.	Part No.	Serial Number	Description	Qty.
▽	387308	(000000–006999)	Kit, CI, Alarm, Backup, 36Vdc	1
▲	1 9007131	(000000–006999)	Alarm Assy, Backup, 12/48Vdc	1
▲	2 06943	(000000–006999)	Screw, Hex, M06 X 1.0 X 20, 8.8	2
▲	3 07790	(000000–006999)	Nut, Hex, Flng, M06 X 1.0	2
▲	4 19066	(000000–006999)	Washer, Flt, #10	2
▲	5 72172	(000000–006999)	Light, Spot, 36vdc, 60w Rework 72173	1
▲	6 32486	(000000–006999)	Washer, Flt, .50 Sae	1
▲	7 39807	(000000–006999)	Screw, Hex, .50–13 X 0.75, 5	1
▲	8 72174	(000000–006999)	Guard, Light	1
▲	9 72164	(000000–006999)	Flasher, 12/48vdc 5a #6309/12–48vdc	1
▲	10 06949	(000000–006999)	Screw, Hex, M06 X 1.0 X 50, 8.8	2
▲	11 08708	(000000–006999)	Nut, Hex, Lock, M06 X 1.0, NI	2
▲	12 32483	(000000–006999)	Washer, Flt, .25 Sae	2
▲	13 398526	(000000–006999)	Relay, 36vdc, 5a, Spdt, [Greenwich]	1
▲	14 10632–12	(000000–006999)	Grommet, Rbr, 0.38id, F/ 0.5h, .12matl	1
▲	15 26395–2	(000000–006999)	Clamp, Cable, Stl, 0.38d X 0.38w, 1h	1
▲	16 32980	(000000–006999)	Washer, Lock, Int, #10	2
▲	17 38622	(000000–006999)	Spring	1
▲	18 386606	(000000–006999)	Harness, Backup Alarm, Shrd	1
▲	19 387158	(000000–006999)	Bracket, Mtg	1
▲	20 19066	(000000–006999)	Washer, Flt, #10	5
▲	21 360943	(000000–006999)	Screw, Pan, #10–14 X 0.75, F/Plstc	6
	22 28622	(000000–003545)	Kit, Switch, Micro	1
	23 387344	(000000–003545)	Harness, Wire, Jumper, Reverse Switch	1
	24 49266	(000000–003545)	Tie, Cable, Nyl, 07.3l .19w 1.8 Max D	4
	25 45391	(000000–006999)	Headlight, 36Vdc, 60 Watt 1.7A	1

Fig. 6 – Backup Alarm Kit (007000-)

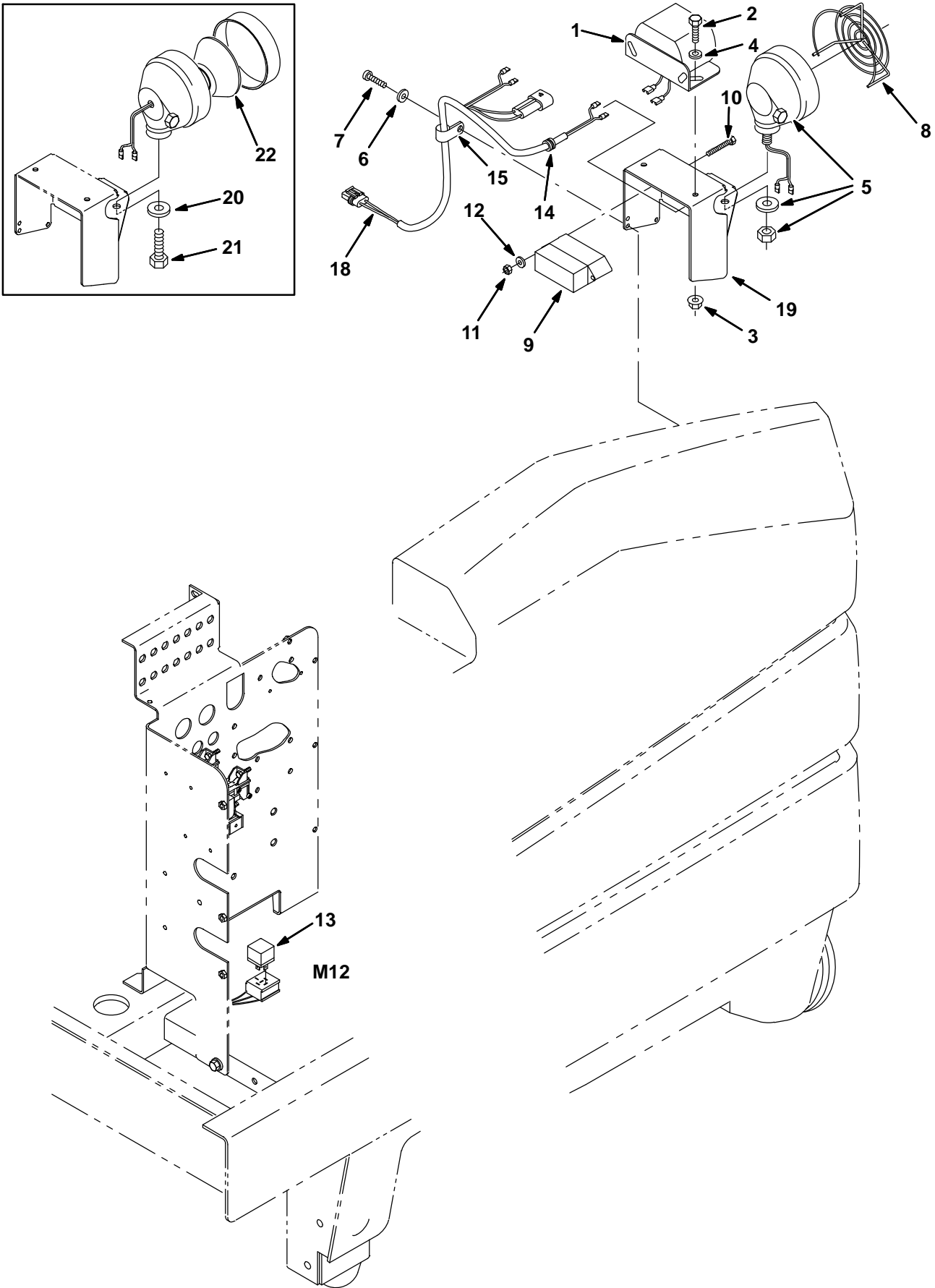
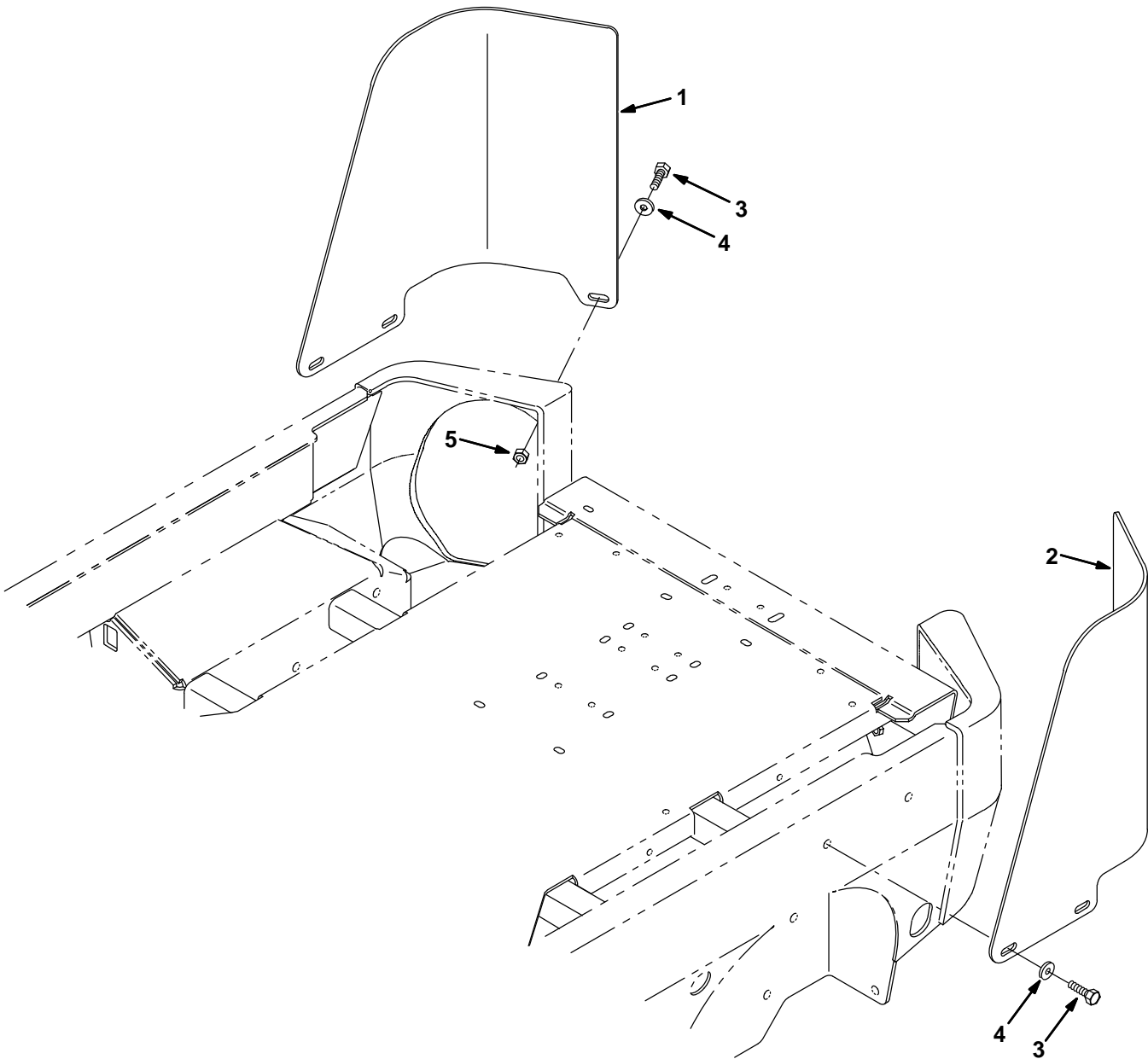


Fig. 6 – Backup Alarm Kit (007000–)

Ref.	Part No.	Serial Number	Description	Qty.
▽	9006947	(007000–)	Alarm Kit, Backup / A/V, Iron Gray, Ci	1
▲	1 9007131	(007000–)	Alarm Assy, Backup, 12/48Vdc	1
▲	2 06943	(007000–)	Screw, Hex, M06 X 1.0 X 20, 8.8	2
▲	3 07790	(007000–)	Nut, Hex, Flng, M06 X 1.0	2
▲	4 19066	(007000–)	Washer, Flt, #10	2
▲	5 72172	(007000–)	Light, Spot, 36vdc, 60w Rework 72173	1
▲	6 19066	(007000–)	Washer, Flt, #10	5
▲	7 360943	(007000–)	Screw, Pan, #10–14 X 0.75, F/Plstc	6
▲	8 72174	(007000–)	Guard, Light	1
▲	9 72164	(007000–)	Flasher, 12/48vdc 5a #6309/12–48vdc	1
▲	10 06949	(007000–)	Screw, Hex, M06 X 1.0 X 50, 8.8	2
▲	11 08708	(007000–)	Nut, Hex, Lock, M06 X 1.0, NI	2
▲	12 32483	(007000–)	Washer, Flt, .25 Sae	2
▲	13 398526	(007000–)	Relay, 36vdc, 5a, Spdt, [Greenwich]	1
▲	14 10632–12	(007000–)	Grommet, Rbr, 0.38id, F/ 0.5h, .12matl	1
▲	15 26395–2	(007000–)	Clamp, Cable, Stl, 0.38d X 0.38w, 1h	1
▲	16 32980	(007000–)	Washer, Lock, Int, #10	2
▲	17 38622	(007000–)	Spring	1
▲	18 386606	(007000–)	Harness, Backup Alarm, Shrd	1
▲	19 1056480	(007000–)	Bracket, Mtg, Iron Gray	1
	20 32486	(007000–007632)	Washer, Flt, .50 Sae	1
	21 39807	(007000–007632)	Screw, Hex, .50–13 X 0.75, 5	1
	22 45391	(007000–007632)	Headlight, 36Vdc, 60 Watt 1.7A	1

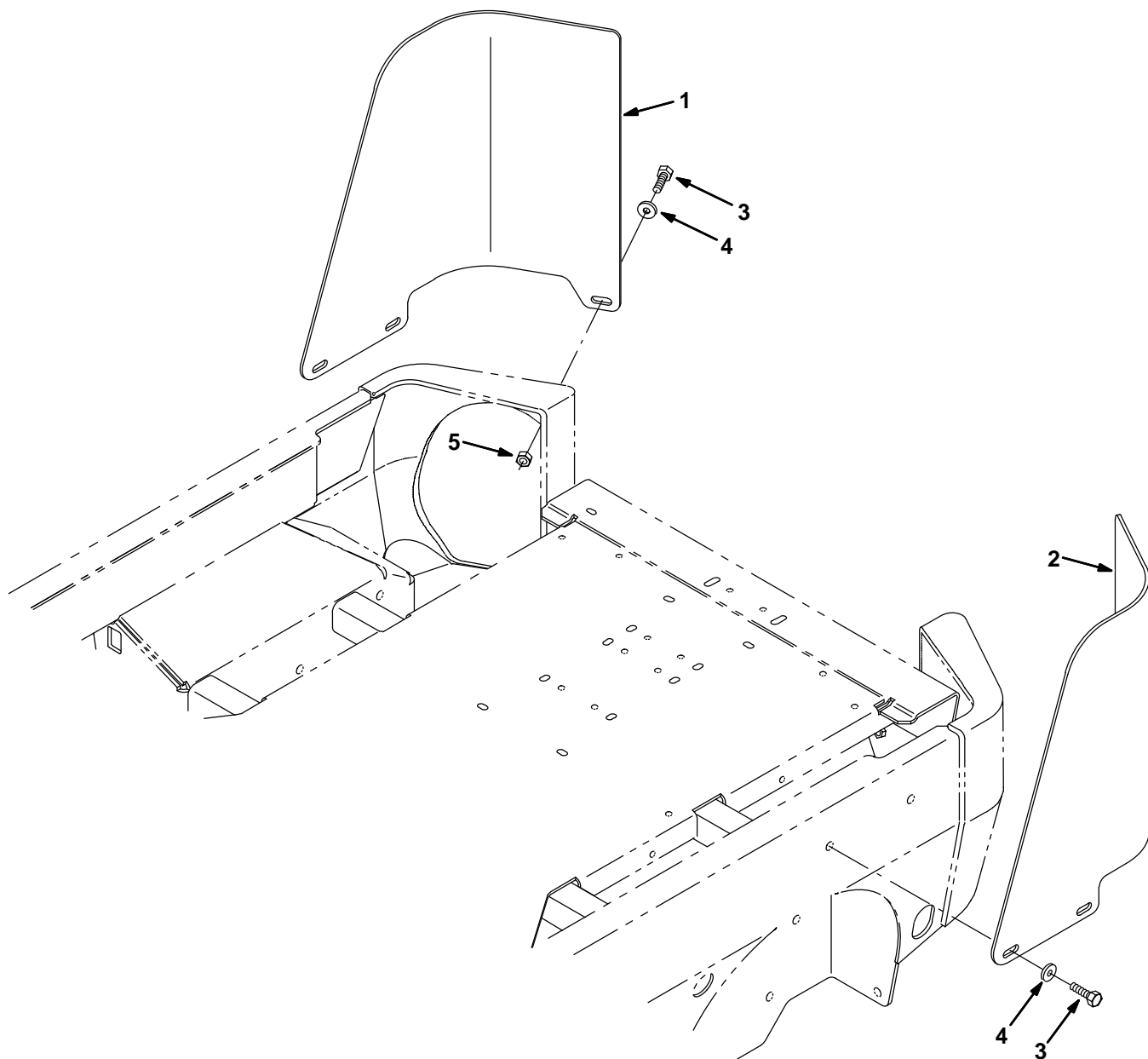
Fig. 7 – Rear Bumper Kit (000000–006999)



353353

Ref.	Part No.	Serial Number	Description	Qty.
▽	386417	(000000–006999)	Kit, Ci, Bumper, Rear	1
▲	1 386415	(000000–006999)	Bumper, Rear, Rh	1
▲	2 386416	(000000–006999)	Bumper, Rear, Lh	1
▲	3 09028	(000000–006999)	Screw, Hex, M10 X 1.5 X 25, Ss	6
▲	4 01686	(000000–006999)	Washer, Flt, .38 Ss	6
▲	5 08714	(000000–006999)	Nut, Hex, Lock, M10 X 1.5, NI, Ss	2

Fig. 8 - Rear Bumper Kit (007000-)



353353

Ref.	Part No.	Serial Number	Description	Qty.
▽	9006925	(007000-)	Kit, Ci, Bumper, Rear	1
▲	1 1056473	(007000-)	Bumper, Rear, Rh, Iron Gray	1
▲	2 1056474	(007000-)	Bumper, Rear, Lh, Iron Gray	1
▲	3 09028	(007000-)	Screw, Hex, M10 X 1.5 X 25, Ss	6
▲	4 01686	(007000-)	Washer, Flt, .38 Ss	6
▲	5 08714	(007000-)	Nut, Hex, Lock, M10 X 1.5, NI, Ss	2

Fig. 9 - Overhead Guard Kit (000000-006999)

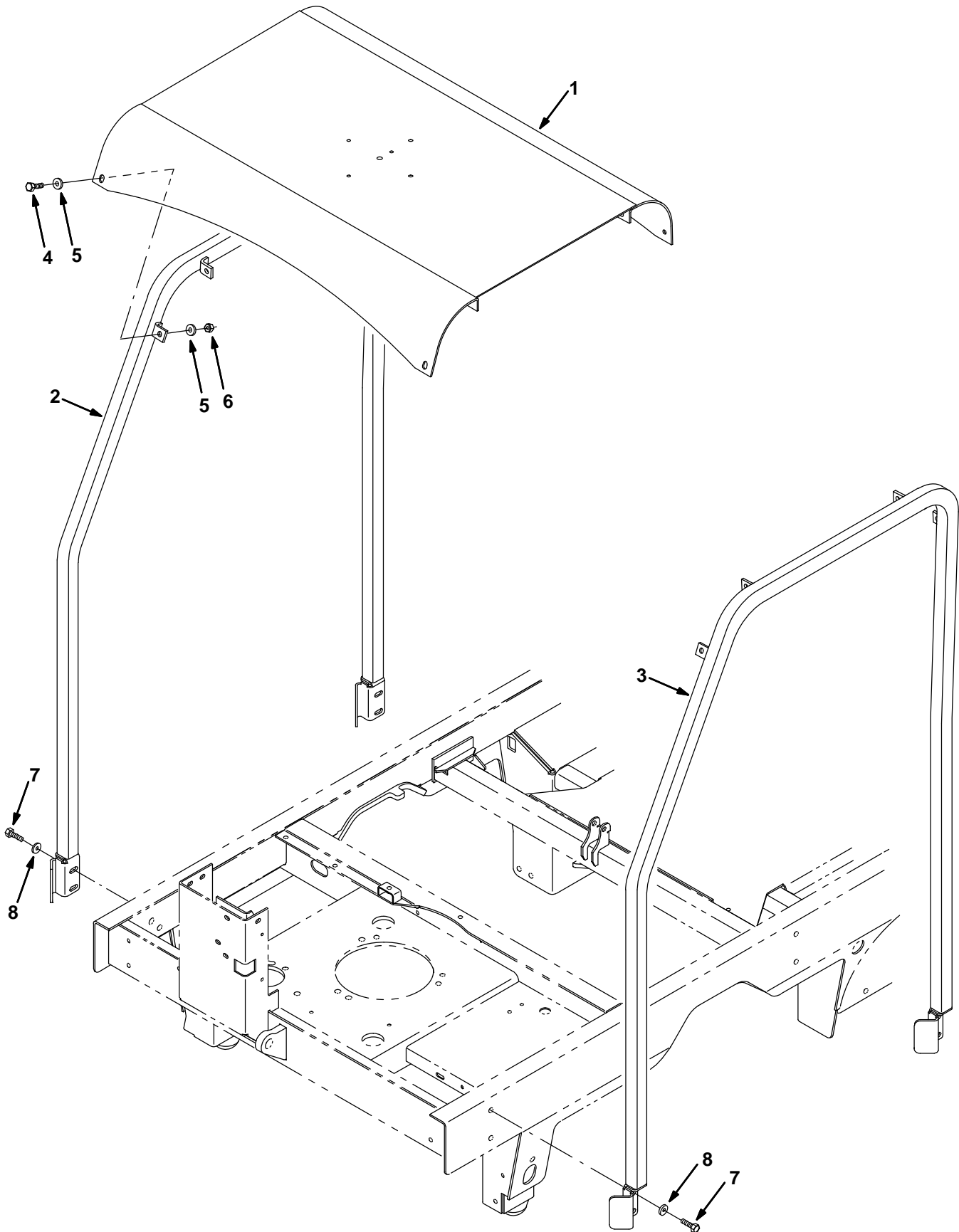


Fig. 9 - Overhead Guard Kit (000000-006999)

	Ref.	Part No.	Serial Number	Description	Qty.
▽		386875	(000000-006999)	Kit, Ci, Ohg, [7300/8300]	1
▲	1	386642	(000000-006999)	Guard Wldt, Oprtr, Top	1
▲	2	386983	(000000-006999)	Tube, Guard, Oprtr, Pnt, Rh	1
▲	3	386984	(000000-006999)	Tube, Guard, Oprtr, Pnt, Lh	1
▲	4	06961	(000000-006999)	Screw, Hex, M10 X 1.5 X 20, 8.8	8
▲	5	32492	(000000-006999)	Washer, Flt, .38 Std	16
▲	6	41430	(000000-006999)	Nut, Hex, Lock, M10 X 1.5, NI	8
▲	7	09028	(000000-006999)	Screw, Hex, M10 X 1.5 X 25, Ss	8
▲	8	01686	(000000-006999)	Washer, Flt, .38 Ss	8

Fig. 10 - Overhead Guard Kit (007000-)

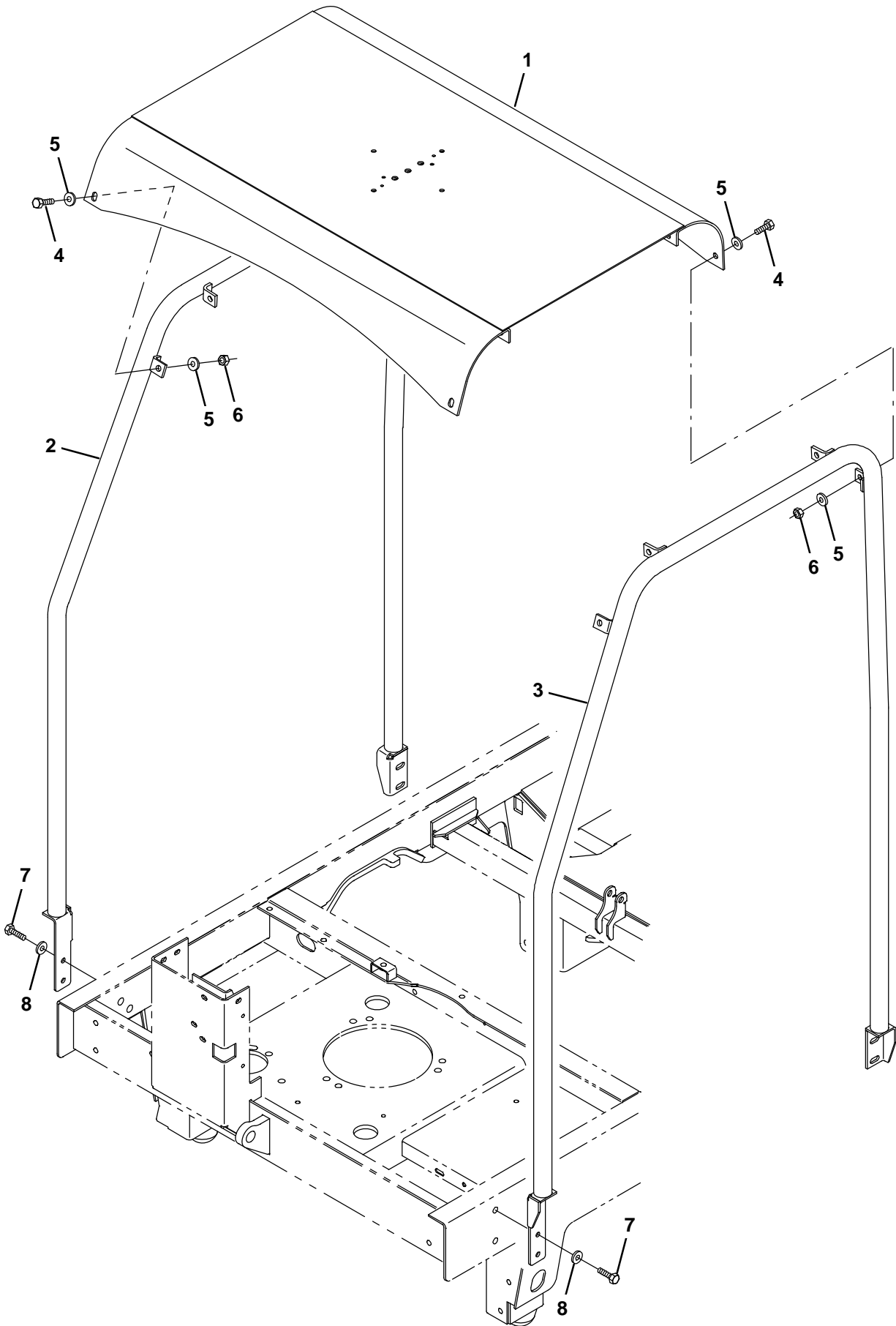


Fig. 10 – Overhead Guard Kit (007000–)

	Ref.	Part No.	Serial Number	Description	Qty.
▽		9006935	(007000–)	Ohg Kit, Iron Gray, Ci [7300/8300]	1
▲	1	1056476	(007000–)	Guard Wldt, Oprtr, Top, Iron Gray	1
▲	2	1070329	(007000–)	Tube Wldt, Guard, Oprtr,Rh	1
▲	3	1070336	(007000–)	Tube Wldt, Guard, Oprtr,Lh	1
▲	4	06961	(007000–)	Screw, Hex, M10 X 1.5 X 20, 8.8	8
▲	5	32492	(007000–)	Washer, Flt, .38 Std	16
▲	6	41430	(007000–)	Nut, Hex, Lock, M10 X 1.5, NI	8
▲	7	09028	(007000–)	Screw, Hex, M10 X 1.5 X 25, Ss	8
▲	8	01686	(007000–)	Washer, Flt, .38 Ss	8

Fig. 11 – Seat Belt Kit

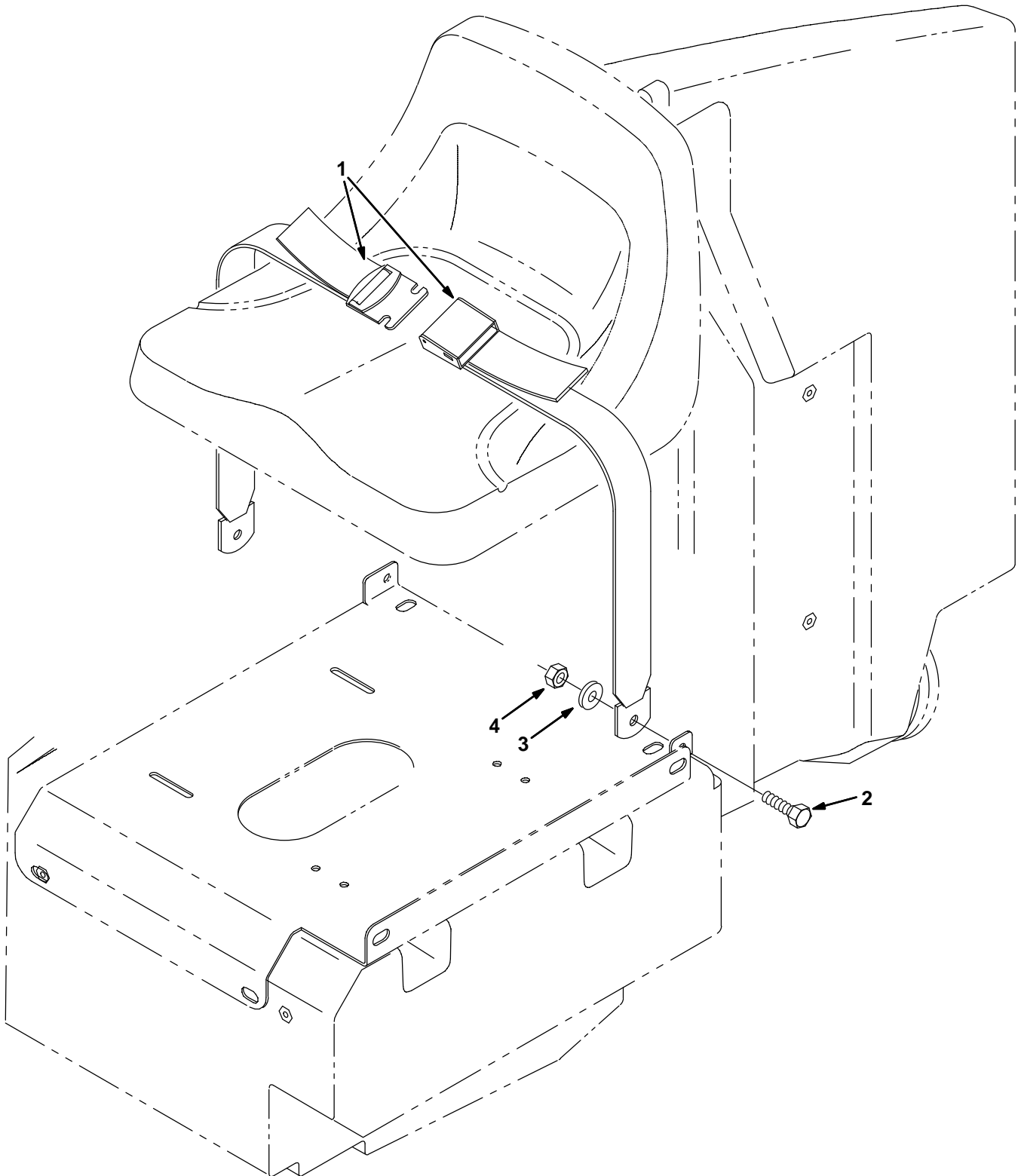


Fig. 11 – Seat Belt Kit

	Ref.	Part No.	Serial Number	Description	Qty.
▽		386958	(000000–) Kit, Ci, Seatbelt	1
▲	1	30533	(000000–) Seatbelt	1
▲	2	06961	(000000–) Screw, Hex, M10 X 1.5 X 20, 8.8	2
▲	3	32493	(000000–) Washer, Flt, .50 Std	2
▲	4	41430	(000000–) Nut, Hex, Lock, M10 X 1.5, NI	2

Fig. 12 – Suspension Seat Kit

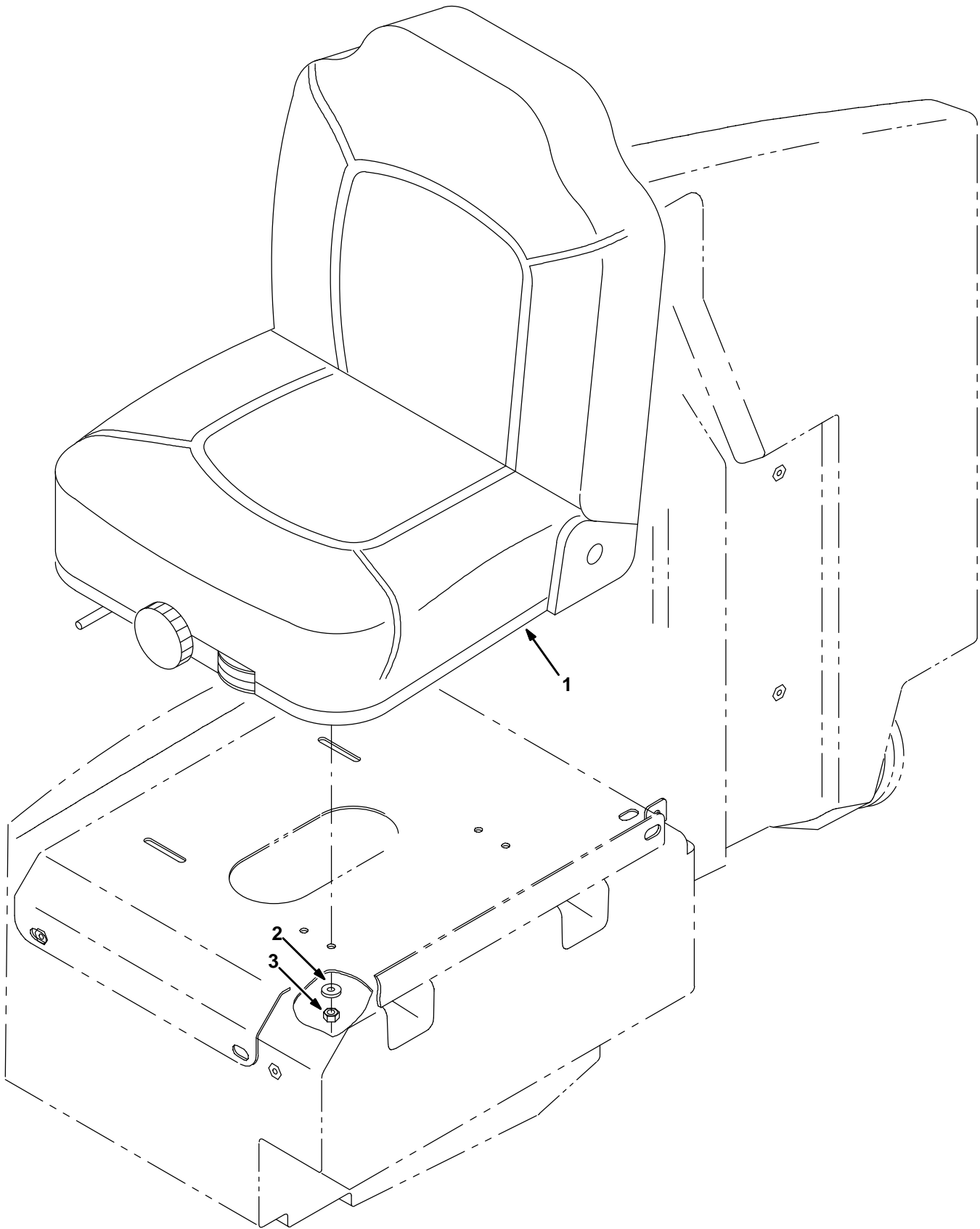


Fig. 12 – Suspension Seat Kit

	Ref.	Part No.	Serial Number	Description	Qty.
▽		386963	(000000–) Kit, Ci, Seat, Suspension	1
▲	1	223595	(000000–) Seat, Suspension	1
▲	2	32491	(000000–) Washer, Flt, .31 Std	4
▲	3	32983	(000000–) Nut, Hex, Lock, .31–18, NI	4

Fig. 13 – Left Side Brush Motor and Pivot Group

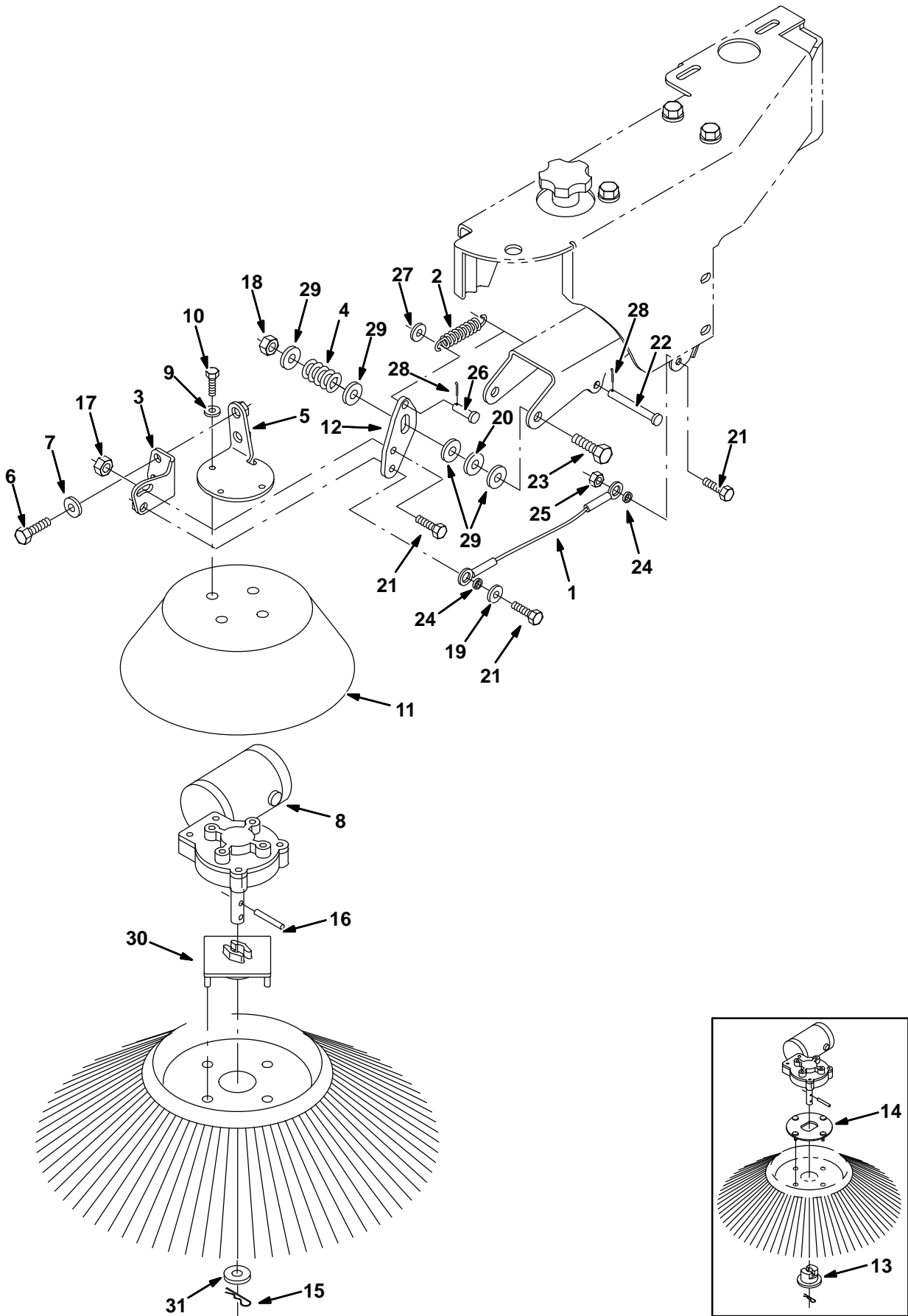


Fig. 13 - Left Side Brush Motor and Pivot Group

Ref.	Part No.	Machine Serial Number	Description	Qty.	
1	87172	(000000-) Cable, .13d, 10.0l, .51eye /.51eye	1	
2	09480	(000000-) Spring, Extn, 1.10od X 0.15wir, 3.2l	1	
3	1056894	(000000-) Bracket, Mtg, Motor, Iron Gray	2	
4	360357	(000000-) Spring, Die, 1.00od 0.50id 1.25l	2	
5	1056892	(000000-) Bracket, Mtg, Motor, Iron Gray	1	
6	09770	(000000-) Screw, Hex, M10 X 1.5 X 25, Ss, NI	2	
7	01686	(000000-) Washer, Flat, .38 Ss	2	
▽	8	1008275	(000000-) Motor, Ele, 36Vdc 0.08Hp 0068Rpm 04.5A	1
▲		81919	(000000-) Kit, Brush, Motor, Ele	1
▲		80127	(000000-) Cap, Brush, Motor, Ele	2
▲		369795	(000000-) Brushholder, Motor, Ele	2
▲		369796	(000000-) Clip, Motor, Ele	2
	9	01684	(000000-) Washer, Flt, .25 Ss	4
	9	01684	(000000-) Washer, Flt, .25 Ss	4
	10	15678	(000000-) Screw, Hex, M06 X 1.0 X 16, Ss	4
	11	386666	(000000-) Guard, Brush, Side	1
	12	1056909	(000000-) Plate, Iron Gray	1
	13	386664	(000000-004071) Adapter, Brush	1
	14	386663	(000000-004071) Plate, Adapter, Brush	1
	15	44906	(000000-) Pin, Hair Cotter, 0.69 D .092 Wir	1
	16	11398	(000000-) Pin, Roll, .250 D X 2.00l, .250/.256	1
	17	07791	(000000-) Nut, Hex, Flng, M08 X 1.25	1
	18	08711	(000000-) Nut, Hex, Lock, M12 X 1.75,NI	1
	19	32491	(000000-) Washer, Flt, .31 Std	1
	20	86860	(000000-) Bearing, Thrust	1
	21	39277	(000000-) Screw, Hex, M08 X 1.25 X 25, 8.8	3
	22	57598	(000000-) Pin, Clevis, 0.37 D X 3.25l	1
	23	06974	(000000-) Screw, Hex, M12 X 1.75 X 80, 8.8	1
	24	360801	(000000-) Sleeve	2
	25	08709	(000000-) Nut, Hex, Lock, M08 X 1.25,NI	1
	26	04733-2	(000000-) Pin, Clevis, 0.37 D X 0.62l	1
	27	01685	(000000-) Washer, Flt, .31 Ss	1
	28	39005	(000000-) Pin, Cotter, .094 X 0.75	2
	29	32486	(000000-) Washer, Flt, .50 Sae	4
	30	1017441	(004072-) Plate, Adapter, Brush	1
	31	1017802	(004072-) Washer, .625 B, 2.50 Od, .211 T, Ss	1

Fig. 14 – Left Side Brush Lift Group

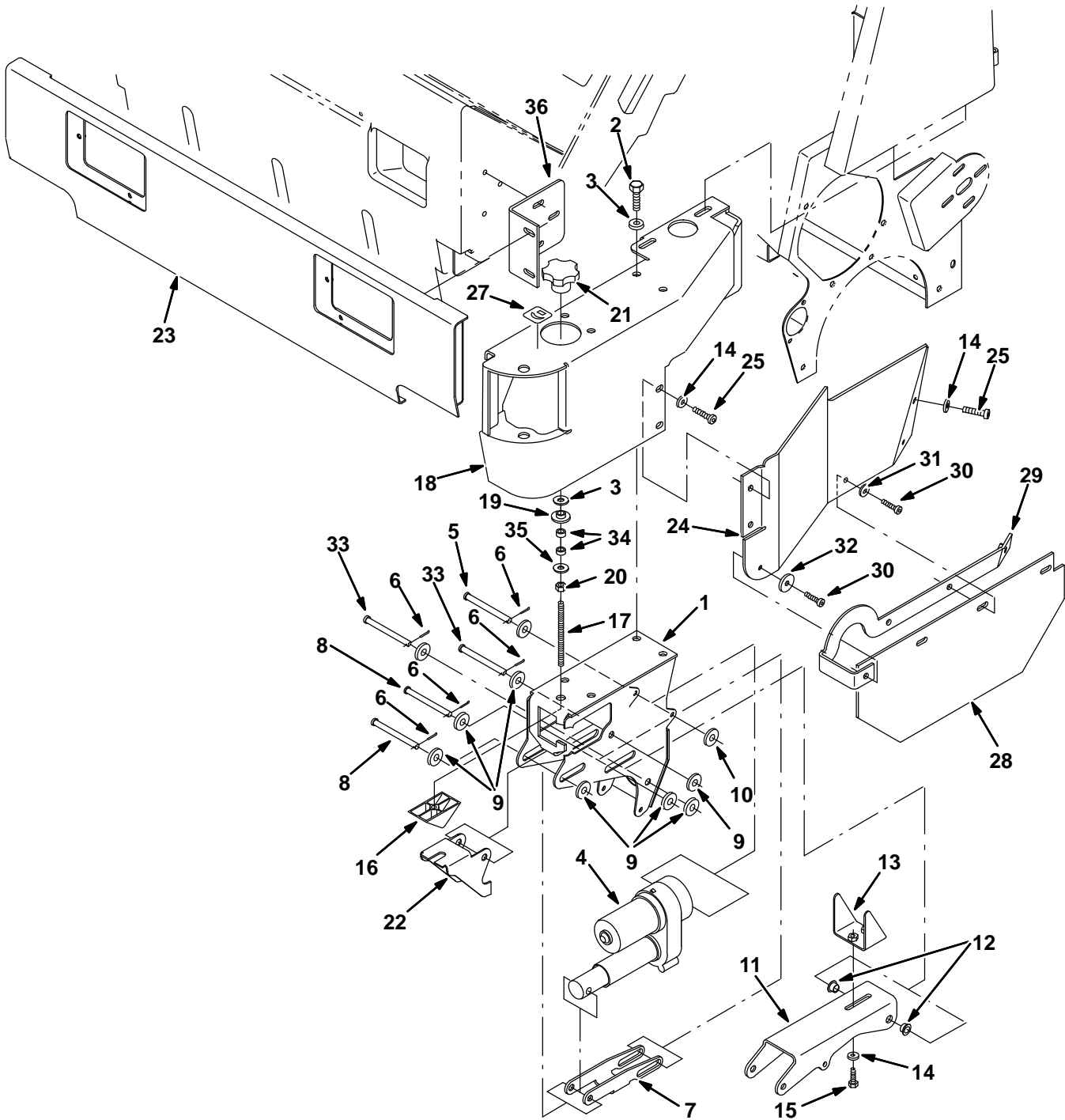


Fig. 14 - Left Side Brush Lift Group

Ref.	Part No.	Serial Number	Description	Qty.
1	1056887	(000000-) Housing Wldt, Brush, Side, Iron Gray	1
2	09291	(000000-) Screw, Hex, M10 X 1.5 X 20, Ss	4
3	32492	(000000-) Washer, Flt, .38 Std	4
4	1054296	(000000-) Actuator, 36vdc, 01.8strk, 300lb	1
5	49914	(000000-) Pin, Clevis, 0.37D X 4.00L	1
6	39005	(000000-) Pin, Cotter, .094 X 0.75	5
7	1056888	(000000-) Bracket, Iron Gray	1
8	51528	(000000-) Pin, Clevis, 0.50D X 4.00L	2
9	32486	(000000-) Washer, Flat, .50 Sae	8
10	32485	(000000-) Washer, Flt, .38 Sae	2
11	1056889	(000000-) Channel, Iron Gray	1
12	15648	(000000-) Bushing, Flng, 1.50B 0.59D 0.38L	2
13	1056890	(000000-) Bracket, Iron Gray	1
14	32491	(000000-) Washer, Flt, .31 Std	5
15	16931	(000000-) Screw, Hex, M08 X 1.25 X 20, 8.8	2
16	386658	(000000-) Block, Adj	1
17	387151	(000000-) Shaft, Thrd	1
18	386753	(000000-006999) Bumper Wldt, Lh	1
18	1056679	(007000-) Bumper Wldt, Lh, Iron Gray	1
19	363087	(000000-) Spacer, Flanged	1
20	25014	(000000-) Nut, Hex, Std, .38-16	1
21	41341	(000000-) Knob, Plastic	1
22	1056910	(000000-) Bracket, Pivot, Iron Gray	1
23	386646	(000000-006999) Bumper Wldt	1
23	1056499	(007000-) Bumper Wldt, Iron Gray	1
24	387085	(000000-006999) Door, Brush, Lh	1
24	1056514	(007000-) Door, Brush, Lh, Iron Gray	1
25	76570	(000000-) Screw, Hex, M08 X 1.25 X 30, 8.8	3
26	64489	(000000-) Washer, 0.81b 1.24d .03, Stl, PI	1
27	387405	(000000-) Label, Brush, Side, Adj	1
28	387468	(000000-) Skirt	1
29	1056935	(000000-) Strip, Iron Gray	1
30	223470	(000000-) Screw, Btn, M08 X 1.25 X 25, Ss	4
31	39349	(000000-) Washer, Flt, .31 Sae	3
32	30013	(000000-) Washer, Flat, .31 Fender	1
33	222196	(000000-) Pin, Clevis, 0.50 D X 4.00l	2
34	390879	(000000-) Sleeve, P/M, 0.625D 0.406B 0.38L 430Ss	2
35	32492	(000000-) Washer, Flat, 0.38 Std	1
36	387317	(000000-006999) Angle, Bumper, Mtg, Lh	1
36	1056802	(007000-) Angle, Bmpr, Mtg, Lh, Iron Gray	1

Fig. 15 – Max Pro 1200 (Disc-Brush) Scrub Head Frame Group

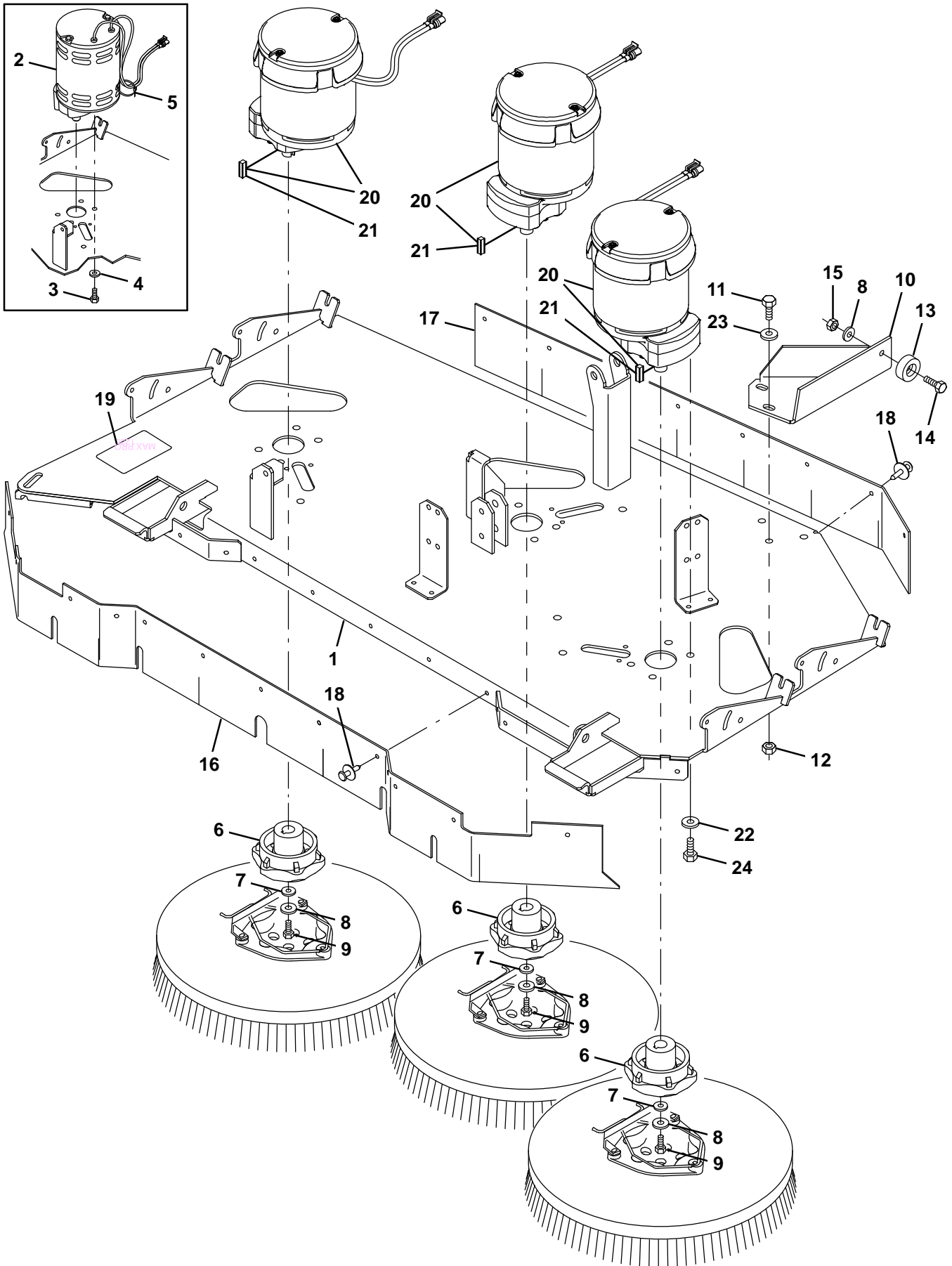


Fig. 15 – Max Pro 1200 (Disc-Brush) Scrub Head Frame Group

Ref.	Part No.	Serial Number	Description	Qty.	
1	1056902	(000000–)	Frame Wldt, Scb Head, 3 Brush, Ele, Gray	1	
2	386687	(000000–007321)	Motor, Gear, Ele, 1.0hp, 36vdc, 300rpm (See Breakdown) (Replaced by 9010162)	3	
3	34195	(000000–007321)	Screw, Hex, .38–16 X 1.00, NI	12	
4	01686	(000000–007321)	Washer, Flt, .38 Ss	12	
5	49263	(000000–007321)	Tie, Cable, Nyl, 11.4l .19w 3.0 Max D	3	
6	377364	(000000–)	Hub, Drive, Brush	3	
7	41186	(000000–)	Washer, Belleville, .31	3	
8	01685	(000000–)	Washer, Flt, .31 Ss	4	
9	32124	(000000–)	Screw, Hex, .31–18 X 1.00, Ss, NI	3	
10	1056841	(000000–)	Bracket, Stop, Frame	1	
11	09028	(000000–)	Screw, Hex, M10 X 1.5 X 25, Ss	3	
12	08714	(000000–)	Nut, Hex, Lock, M10 X 1.5, NI, Ss	3	
13	15023	(000000–)	Bumper, Pye	1	
14	09010	(000000–)	Screw, Hex, M08 X 1.25 X 25, Ss	1	
15	08713	(000000–)	Nut, Hex, Lock, M08 X 1.25,NI, Ss	1	
16	386825	(000000–)	Skirt, Front, Scrub Head, 3–Brush, Ele	1	
17	386826	(000000–)	Skirt, Rear, Scrub Head, 3–Brush, Ele	1	
18	72968	(000000–)	Rivet, Plstc, .250 X 0.898	21	
19	365156	(000000–)	Label Set, Info/Hzrd, [Maxpro]	1	
▽	20	9010162	(007322–)	Motor Kit, Ele 36vdc 300rpm 1.0hp	3
▲	21	00928	(007322–)	Key Square 0.25X 0.25, 01.00L	1
▲	1066573	(007322–)	Brush Kit, Moter	1	
22	1017218	(007322–)	Washer, Flat, 0.32b 1.00d .12, Ss	12	
23	01686	(000000–)	Washer, Flt, .38 Ss	3	
24	12333	(007322–)	Screw, Hex, M8 X 1.25 X 25, Ss, NI	12	

Fig. 16 - Max Pro 1200 (Disc-Brush) Scrub Head Linkage Group

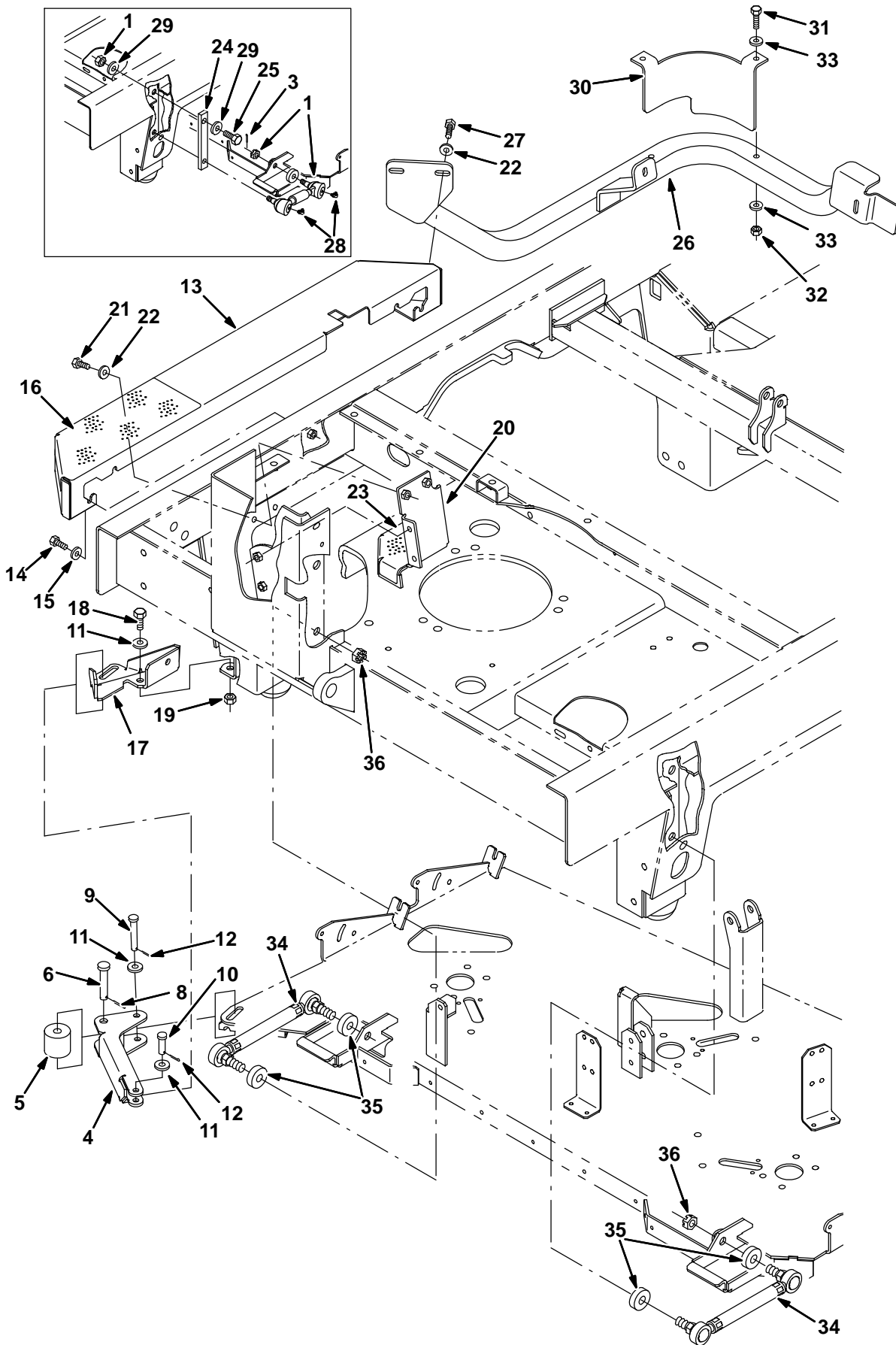


Fig. 16 – Max Pro 1200 (Disc-Brush) Scrub Head Linkage Group

Ref.	Part No.	Serial Number	Description	Qty.
1	363113	(000000-004780)	Link Wldt, Head, Drag (Replaced by 9005751)	2
2	14524	(000000-004780)	Spacer, Washer	2
3	08346	(000000-004780)	Pin, Cotter, .125 X 0.75	4
4	1001099	(000000-006999)	Guard, Kick In, Scb Head	1
4	1056390	(007000-)	Guard, Kick In, Scb Head, Iron Gray	1
5	72946	(000000-)	Roller	1
6	06279	(000000-)	Pin, Clevis, 0.50 D X 2.50l	1
7	08711	(000000-004780)	Nut, Hex, Std, M12 X 2.0	2
8	08182	(000000-)	Pin, Cotter, .125 X 1.00	1
9	365180	(000000-)	Pin, Clevis, 0.38 D X 2.50l	1
10	29557	(000000-)	Pin, Clevis, 0.37 D X 1.31l	1
11	01686	(000000-)	Washer, Flt, .38 Ss	4
12	39005	(000000-)	Pin, Cotter, .094 X 0.75	2
13	386827	(000000-006999)	Bumper, Side, Scb Head, Wide	1
13	1056681	(007000-)	Bumper, Side, Scb Head, Wide, Iron Gray	1
14	09740	(000000-)	Screw, Hex, M08 X 1.25 X 20, Ss	4
15	32491	(000000-)	Washer, Flt, .31 Std	6
16	387080	(000000-)	Tread, Floor, 12.5 X 5.75	1
17	386876	(000000-006999)	Bracket, Adaptor, Mtg, Kick In, Frame	1
17	1056505	(007000-)	Bracket, Adapter, Mtg, Kick In, Frame	1
18	09028	(000000-)	Screw, Hex, M10 X 1.5 X 25, Ss	2
19	08714	(000000-)	Nut, Hex, Lock, M10 X 1.5, NI, Ss	1
20	387162	(000000-006999)	Bracket	1
20	1056516	(007000-)	Bracket, Step, Iron Gray	1
21	09740	(000000-)	Screw, Hex, M08 X 1.25 X 20, Ss	4
22	01685	(000000-)	Washer, Flt, .31 Ss	8
23	387230	(000000-)	Tread, Step	1
24	24254	(000000-004780)	Spacer, Plate	2
25	06969	(000000-004780)	Screw, Hex, M12 X 1.75 X 40, 8.8	2
26	387245	(000000-006999)	Guard Wldt, Sqge (MP 20)	1
26	1056517	(007000-)	Guard Wldt, Sqge, Rear, Gray	1
27	09010	(000000-)	Screw, Hex, M08 X 1.25 X 25, Ss	4
28	09718	(000000-004780)	Fitting, Grease, E90 Pm04 .75L	4
29	32486	(000000-004780)	Washer, Flt, .50 Sae	4
30	1007486	(000000-006999)	Guard, Bumper	1
30	1057073	(007000-)	Guard, Bmpr, Iron Gray	1
31	49694	(000000-)	Screw, Hex, M 8 X 1.25 X 50, Ss	2
32	08713	(000000-)	Nut, Hex, Lock, M 8 X 1.25, NI, Ss	2
33	01685	(000000-)	Washer, Flat, 0.31 Ss	2
34	1050193	(004781-)	Link Assy, Rod-End, .63-18	2
35	1057066	(004781-)	Tube, 0.69id 1.25od 00.4l, Rod-End, Gray	4
36	40814	(004781-)	Nut, Hex, Lock, .62-18, NI, Thin	4

Fig. 17 - Max Pro 1200 (Disc-Brush) Solution Valve Group

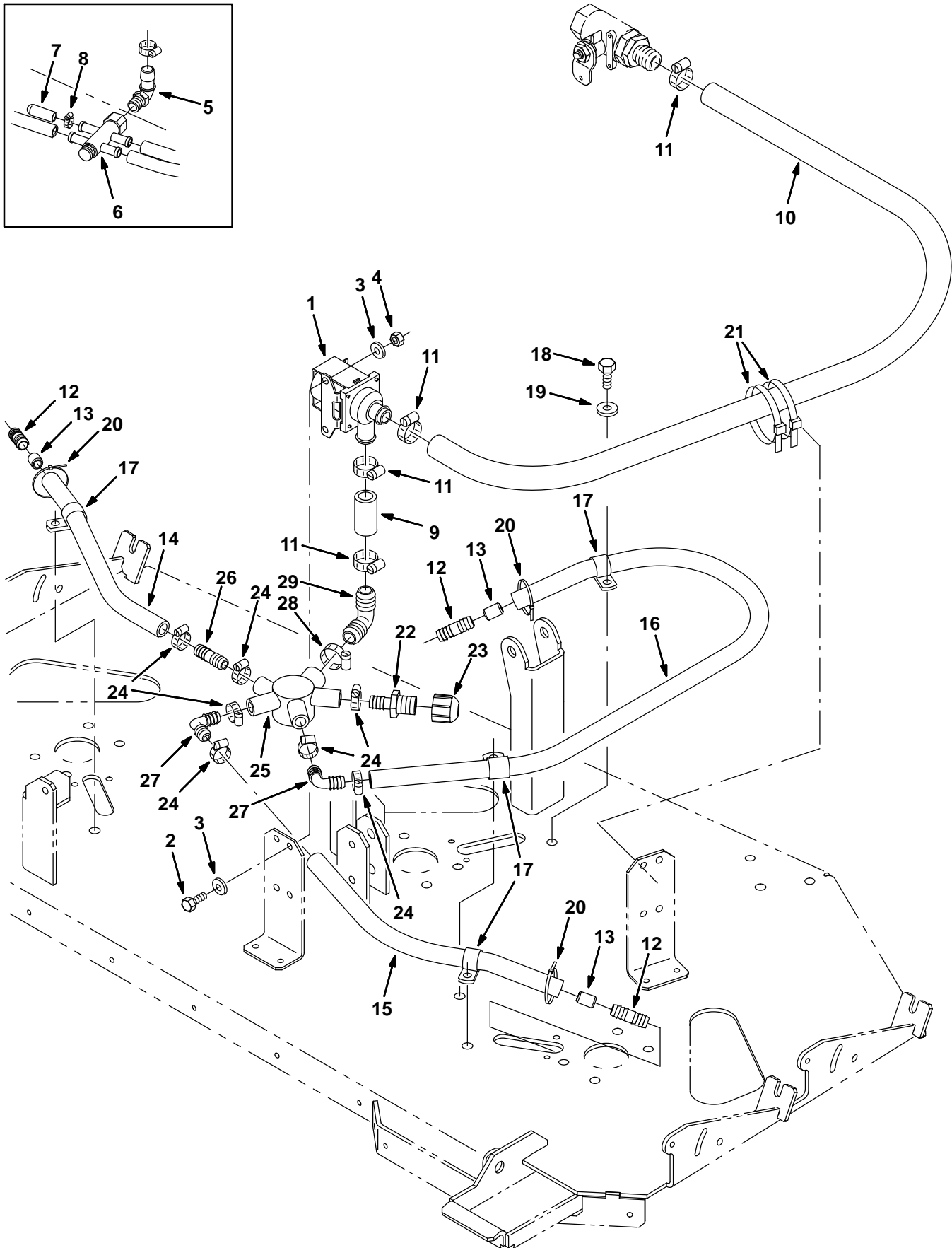


Fig. 17 - Max Pro 1200 (Disc-Brush) Solution Valve Group

Ref.	Part No.	Serial Number	Description	Qty.
1	84028	(000000-) Valve, Water	1
2	15678	(000000-) Screw, Hex, M06 X 1.0 X 16, Ss	2
3	32490	(000000-) Washer, Flt, .25 Std	4
4	08712	(000000-) Nut, Hex, Lock, M06 X 1.0, NI, Ss	2
5	63244-2	(000000-003817) Fitting, Plstc, E90, Bm12/Pm08	1
6	72950	(000000-003817) Manifold, Plastic	1
7	20807	(000000-003817) Cap, Neoprene Black	1
8	54333	(000000-003817) Clamp, Hose, Wormdrive, 0.31-0.88d	1
9	16914	(000000-) Hose, Pvc, Brd, 0.75id 1.00od 02.00l	1
10	73474	(000000-) Hose, Pvc, Brd, 0.75id 1.00od 44.50l	1
11	63810	(000000-) Clamp, Hose, Wormdrive, 0.56-1.06d, .56w	4
12	364631	(000000-) Fitting, Plstc, Str, Bm08/Bm08	3
13	77334	(000000-) Fitting, Plstc, Rst, .50od/.31id	3
14	49142	(000000-) Hose, Pvc, Brd, 0.50id 0.80od 18.00l	1
15	223515	(000000-) Hose, Pvc, Brd, 0.50id 0.75od 14.00l	1
16	385682	(000000-) Hose, Pvc, Brd, 0.50id 0.73od 33.00l	1
17	67767	(000000-) Clamp, Cable, Stl, 0.69d X 0.62w, 1h	4
18	12273	(000000-) Screw, Hex, M08 X 1.25 X 20, Ss, NI	4
19	01685	(000000-) Washer, Flt, .31 Ss	4
20	49266	(000000-) Tie, Cable, Nyl, 07.3l .19w 1.8 Max D	3
21	44961	(000000-) Tie, Cable, Nyl, 14.5l .30w 4.0 Max D	2
22	79273-4	(003818-) Fitting, Plstc, Str, Bm08/Pm08	1
23	1015558	(003818-) Fitting, Plstc, Cap, Pf08	1
24	54333	(003818-) Clamp, Hose, Wormdrive, 0.31-0.88d	7
25	1012528	(003818-) Manifold, Soltn, Cntrl	1
26	364631	(003818-) Fitting, Plstc, Str, Bm08/Bm08	1
27	63987-1	(003818-) Fitting, Plstc, E90, Bm08/Bm08	2
28	86824	(003818-) Clamp, Hose, Wormdrive, 0.50-1.06d	1
29	40566	(003818-) Fitting, Plstc, E90, Bm12/Bm12	1

Fig. 18 - Max Pro 1200 (Disc-Brush) Solution Valve Group (FaST/ec-H2O)

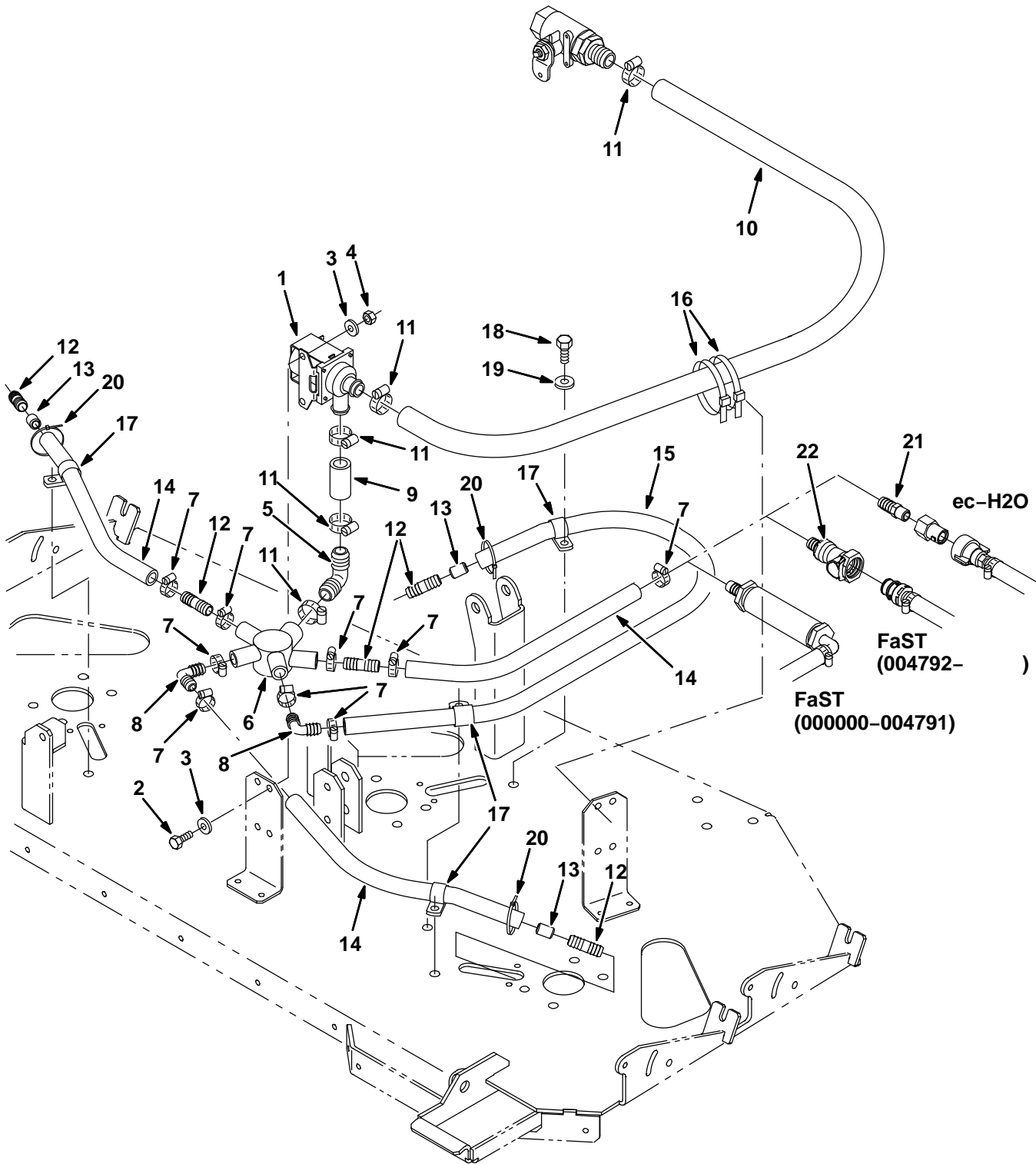


Fig. 18 - Max Pro 1200 (Disc-Brush) Solution Valve Group (FaST/ec-H2O)

Ref.	Part No.	Serial Number	Description	Qty.
1	84028	(000000-) Valve, Water	1
2	15678	(000000-) Screw, Hex, M06 X 1.0 X 16, Ss	2
3	32490	(000000-) Washer, Flt, .25 Std	4
4	08712	(000000-) Nut, Hex, Lock, M06 X 1.0, NI, Ss	2
5	40566	(000000-) Fitting, Plstc, E90, Bm12/Bm12	1
6	1012528	(000000-) Manifold, Soltn, Cntrl	1
7	54333	(000000-) Clamp, Hose, Wormdrive, 0.31-0.88d	9
8	63987-1	(000000-) Fitting, Plstc, E90, Bm08/Bm08	2
9	1015048	(000000-) Hose, Afmkt, Pvc, Brd 0.75id 1 Ft	1
10	1015045	(000000-) Hose, Afmkt, Pvc, Brd 0.75id 8 Ft	1
11	63810	(000000-) Clamp, Hose, Wormdrive, 0.56-1.06d, .56w	5
12	364631	(000000-) Fitting, Plstc, Str, Bm08/Bm08	5
13	77334	(000000-) Fitting, Plstc, Rst, .50od/.31id	3
14	1011521	(000000-) Hose, Afmkt Replmt, Pvc, Brd 0.50id 2 Ft	3
15	1006401	(000000-) Hose, Afmkt Replmt, Pvc, Brd 0.50id 3 Ft	1
16	44961	(000000-) Tie, Cable, Nyl, 14.5l .30w 4.0 Max D	2
17	67767	(000000-) Clamp, Cable, Stl, 0.69d X 0.62w, 1h	4
18	12273	(000000-) Screw, Hex, M08 X 1.25 X 20, Ss, NI	4
19	01685	(000000-) Washer, Flt, .31 Ss	4
20	49266	(000000-) Tie, Cable, Nyl, 07.3l .19w 1.8 Max D	3
21	48610	(000000-) Fitting, Plstc, Str, Bm08/Pm04 (ec-H2O)	1
22	1017413	(003747-) Housing, Cplg, Qf / Pm08 (FaST)	1

Fig. 19 – Max Pro 1200 (Disc-Brush) Edge Scrub Group

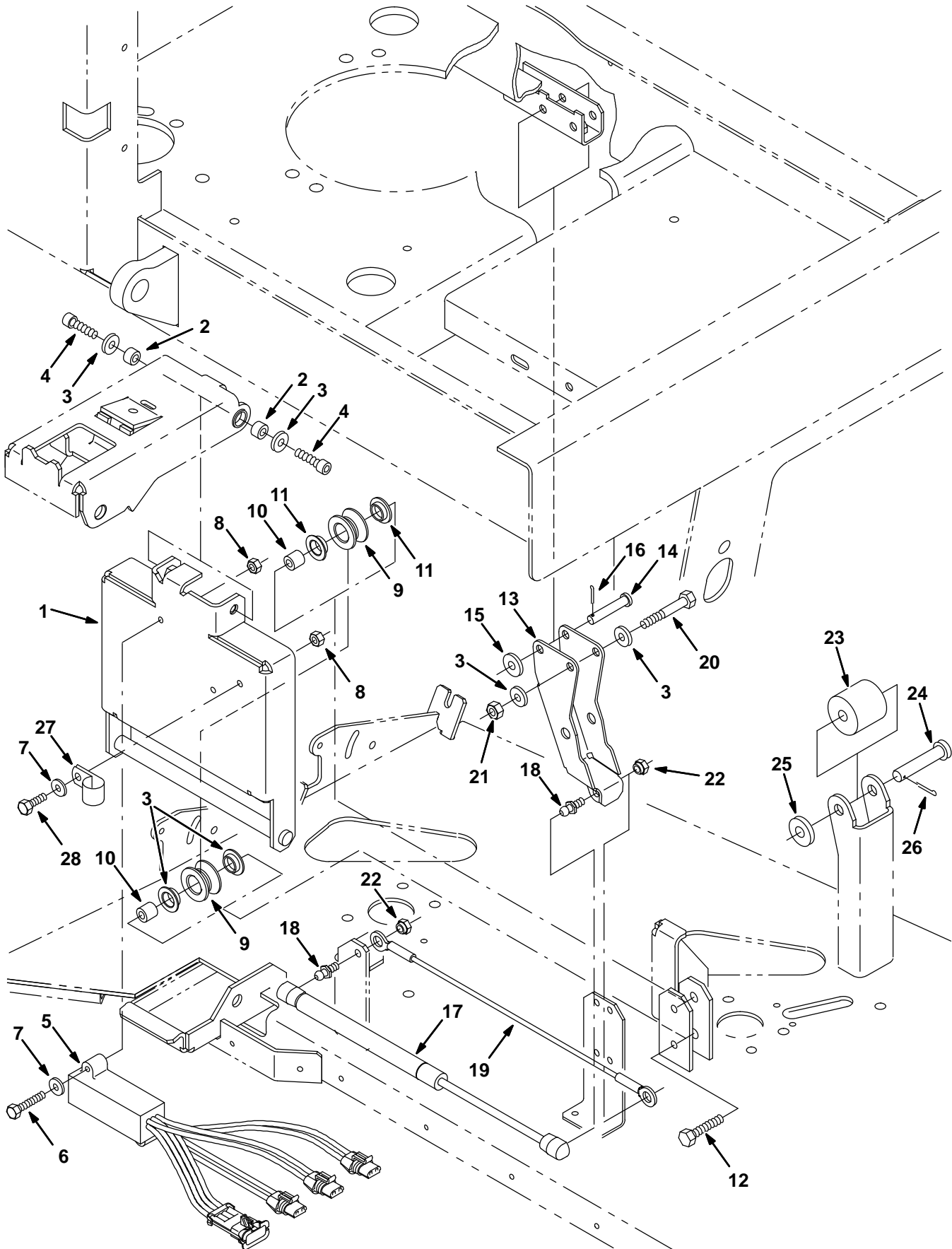


Fig. 19 – Max Pro 1200 (Disc-Brush) Edge Scrub Group

Ref.	Part No.	Serial Number	Description	Qty.
1	1056844	(000000–)	Rail Wldt, Lift, Disk Head, Iron Gray	1
2	222556	(000000–)	Sleeve	2
3	01685	(000000–)	Washer, Flt, .31 Ss	4
4	39308	(000000–)	Screw, Soc, M08 X 1.25 X 25, 12.9	2
5	363238	(000000–)	Shunt, 3 Std Mtrs, Scrub 515, Yellow	1
6	33930	(000000–)	Screw, Hex, M06 X 1.0 X 40, Ss	2
7	01684	(000000–)	Washer, Flt, .25 Ss	3
8	08712	(000000–)	Nut, Hex, Lock, M06 X 1.0, NI, Ss	3
9	363120	(000000–)	Roller	2
10	222277	(000000–)	Sleeve	2
11	04843	(000000–)	Bushing, Flng, 0.63b 0.72d 0.25l	4
12	222505	(000000–)	Screw, Hex, M08 X 1.25 X 45, Ss	2
13	1056845	(000000–)	Arm Wldt, Pivot, Side, Gray [7300/8300]	1
14	29584	(000000–)	Pin, Clevis, 0.37 D X 2.00l	1
15	01686	(000000–)	Washer, Flt, .38 Ss	1
16	39005	(000000–)	Pin, Cotter, .094 X 0.75	1
17	364858	(000000–)	Gasspring, 56lb, 6.3strk	1
18	58494	(000000–)	Stud, Ball, .39d .31–16, Gasspring	2
19	364404	(000000–)	Cable, .13d, 15.5l, .50eye /.50eye	1
20	77270	(000000–)	Screw, Hex, M08 X 1.25 X 60, Ss	1
21	08713	(000000–)	Nut, Hex, Lock, M08 X 1.25,NI, Ss	1
22	14725	(000000–)	Nut, Retainer, .31–18	2
23	72946	(000000–)	Roller	1
24	06279	(000000–)	Pin, Clevis, 0.50 D X 2.50l	1
25	32493	(000000–)	Washer, Flt, .50 Std	1
26	08182	(000000–)	Pin, Cotter, .125 X 1.00	1
27	67767	(000000–)	Clamp, Cable, Stl, 0.69d X 0.62w, 1h	1
28	08716	(000000–)	Screw, Hex, M06 X 1.0 X 20, Ss	1

Fig. 20 – Max Pro 1200 (Disc-Brush) Right Side Squeegee Group

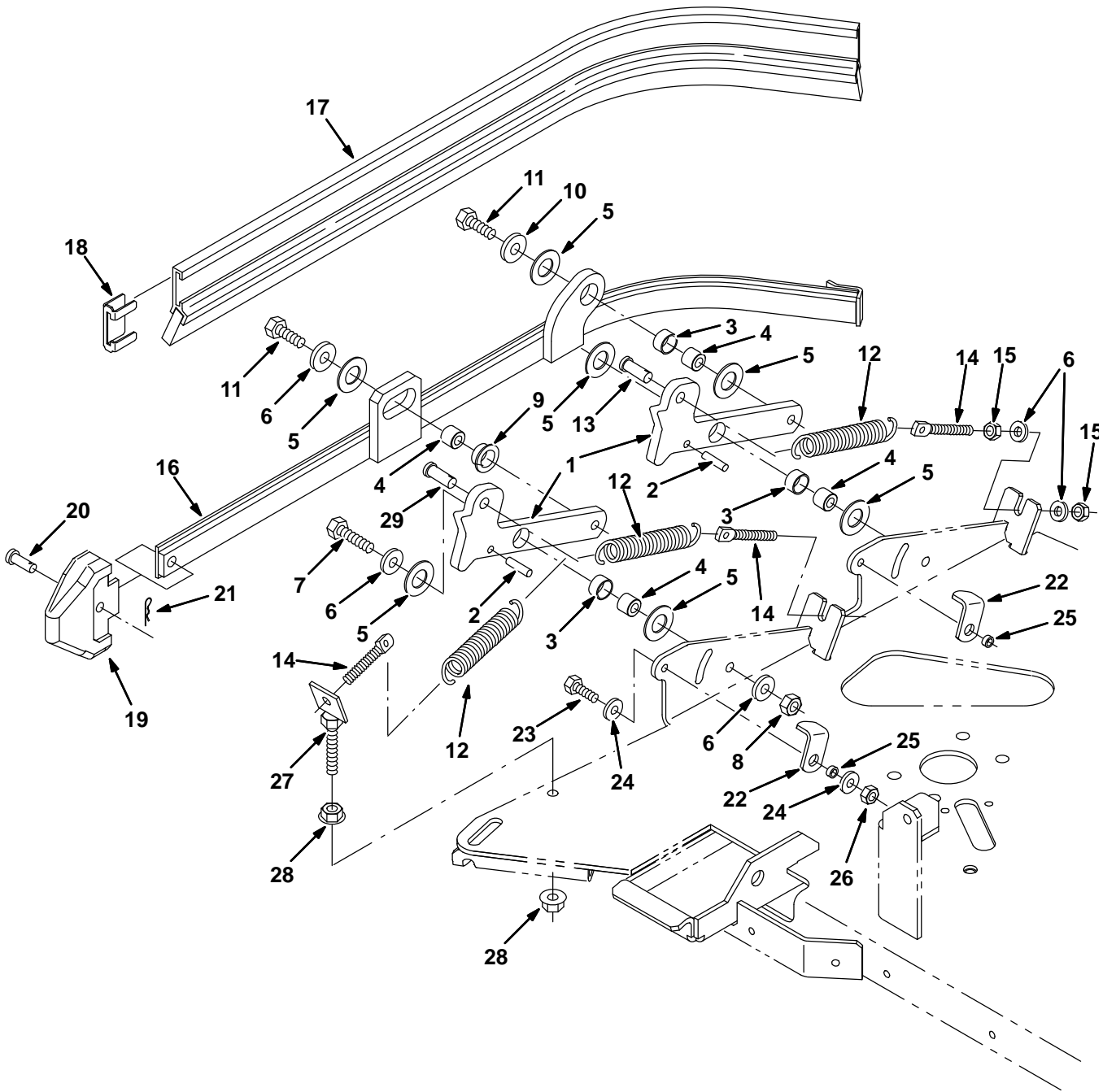


Fig. 20 – Max Pro 1200 (Disc-Brush) Right Side Squeegee Group

Ref.	Part No.	Serial Number	Description	Qty.
1	1056863	(000000-) Arm, Mtg, Side Sqge Frame, Ele, Gray	2
2	17404	(000000-) Pin, Roll, .250 D X 0.75l, .250/.256	2
3	71607	(000000-) Bushing, Sleeve, 0.63b 0.72d 0.38l	3
4	386356	(000000-) Sleeve, .335b X .62d X .52l, Sst	4
5	64425	(000000-) Washer, Thrust, 0.61b 1.25d .06, Fgl	7
6	01685	(000000-) Washer, Flt, .31 Ss	7
7	09023	(000000-) Screw, Hex, M08 X 1.25 X 35, Ss	2
8	08713	(000000-) Nut, Hex, Lock, M08 X 1.25,NI, Ss	2
9	25735	(000000-) Bushing, Flng, 0.63b 0.75d 0.38l	1
10	01686	(000000-) Washer, Flt, .38 Ss	2
11	12333	(000000-) Screw, Hex, M08 X 1.25 X 25, Ss, NI	2
12	87816	(000000-) Spring, Extn, 0.75od X 0.09wir, 2.5l	2
13	76653	(000000-) Pin, Clevis, 0.37 D X 1.00l	2
14	386088	(000000-) Bolt, Eye, M8 X 1.25, 2.75l	2
15	07786	(000000-) Nut, Hex, Std, M08 X 1.25, Ss	4
16	386263	(000000-) Frame Wldt, Sqge, Side, Rh	1
17	386260	(000000-) Squeegee, Side	1
18	86759	(000000-) Retainer, Sqge	1
19	386986	(000000-) Guide, Point, Side Sqge	1
20	386987	(000000-) Pin, Clevis, 0.31d 0.88l	1
21	86866	(000000-) Pin, Hair Cotter, 0.38 D .072 Wir	1
22	386391	(000000-) Latch, Double Scrub, Side Sqge	2
23	08716	(000000-) Screw, Hex, M06 X 1.0 X 20, Ss	2
24	01684	(000000-) Washer, Flt, .25 Ss	4
25	80491	(000000-) Sleeve	2
26	08712	(000000-) Nut, Hex, Lock, M06 X 1.0, NI, Ss	2
27	1007632	(000000-) Bracket Wldt, Mtg, Spring	1
28	27980	(000000-) Nut, Hex, Flng, .38-16	2
29	29558	(000000-) Pin, Clevis, 0.37d X 1.50l	1

Fig. 21 – Max Pro 1200 (Disc-Brush) Right Side Vacuumized Squeegee Group

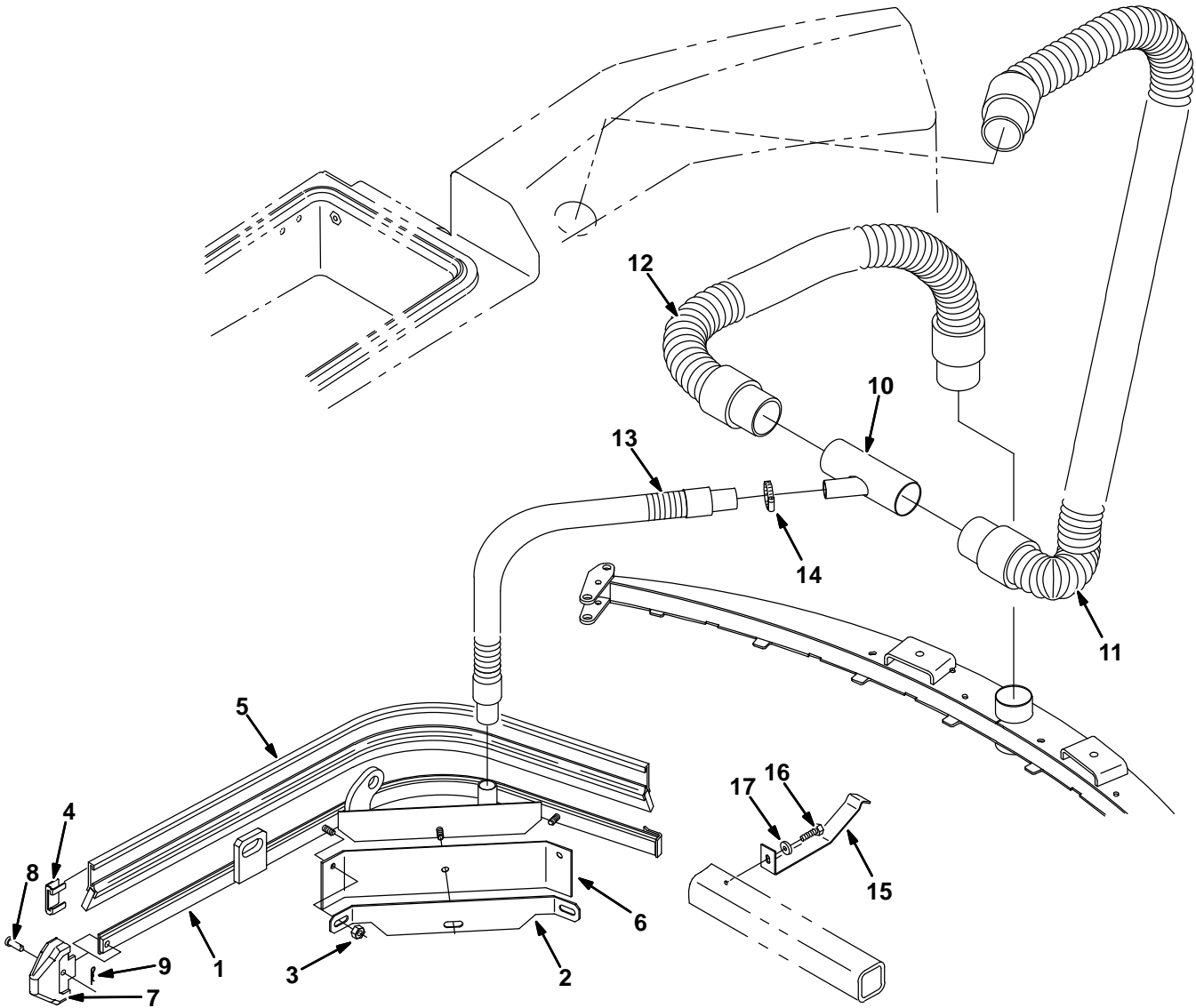


Fig. 21 – Max Pro 1200 (Disc-Brush) Right Side Vacuumized Squeegee Group

Ref.	Part No.	Serial Number	Description	Qty.
1	387509	(000000–) Frame Assy, Sqge, Side, Vacuum, Rh	1
2	387516	(000000–) Retainer, Blade, Front	1
3	08713	(000000–) Nut, Hex, Lock, M08 X 1.25,NI, Ss	3
4	86759	(000000–) Retainer, Sqge	1
5	387545	(000000–) Blade Assy, Sqge, Side	1
6	387546	(000000–) Blade, Squeegee	1
7	386986	(000000–) Guide, Point, Side Sqge	1
8	386987	(000000–) Pin, Clevis, 0.31 D X 0.88l	1
9	86866	(000000–) Pin, Hair Cotter, 0.38 D .072 Wir	1
10	386518	(000000–) Tube Wldt	1
11	386514	(000000–003545) Hose, Vacuum, 58.5l	1
11	1005133	(003546–) Hose Assy, W/2cuff, 2.0d 75l	1
12	387256	(000000–003545) Hose, Vacuum, 35.0l	1
12	1005135	(003546–) Hose Assy, W/2cuff, 2.0d 26l	1
13	387517	(000000–003545) Hose Assy, W/2 Cuff, 1.0d 41.0l	1
13	398802	(003546–) Hose Assy, W/2 Cuff, 1.0D 44L 1.0/1.0	1
14	11399	(000000–) Clamp, Hose, Wormdrive, 0.81–1.50d	1
15	1002464	(003546–) Bracket, Tube , Tee	1
16	361339	(003546–) Screw, Hex, M 6 X 1.0 X 16, Fmg	1
17	32483	(003546–) Washer, Flat, 0.25 Sae	1

Fig. 22 – Max Pro 1200 (Disc-Brush) Left Side Squeegee Group

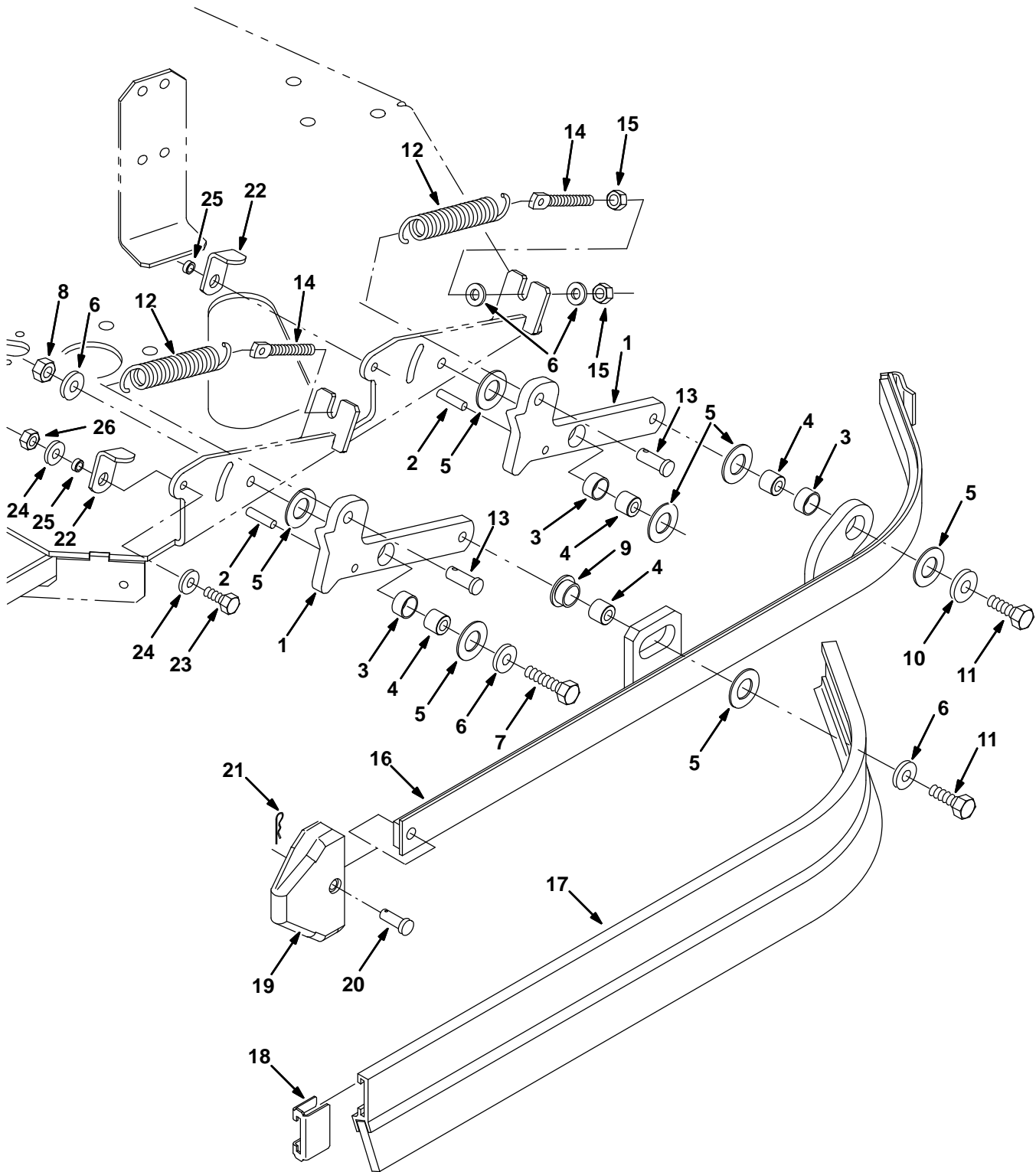


Fig. 22 – Max Pro 1200 (Disc-Brush) Left Side Squeegee Group

Ref.	Part No.	Serial Number	Description	Qty.
1	1056863	(000000–) Arm, Mtg, Side Sqge Frame, Ele, Gray	2
2	17404	(000000–) Pin, Roll, .250 D X 0.75l, .250/.256	2
3	71607	(000000–) Bushing, Sleeve, 0.63b 0.72d 0.38l	3
4	386356	(000000–) Sleeve, .335b X .62d X .52l, Sst	4
5	64425	(000000–) Washer, Thrust, 0.61b 1.25d .06, Fgl	7
6	01685	(000000–) Washer, Flt, .31 Ss	7
7	09023	(000000–) Screw, Hex, M08 X 1.25 X 35, Ss	2
8	08713	(000000–) Nut, Hex, Lock, M08 X 1.25,NI, Ss	2
9	25735	(000000–) Bushing, Flng, 0.63b 0.75d 0.38l	1
10	01686	(000000–) Washer, Flt, .38 Ss	2
11	12333	(000000–) Screw, Hex, M08 X 1.25 X 25, Ss, NI	2
12	87816	(000000–) Spring, Extn, 0.75od X 0.09wir, 2.5l	2
13	76653	(000000–) Pin, Clevis, 0.37 D X 1.00l	2
14	386088	(000000–) Bolt, Eye, M8 X 1.25, 2.75l	2
15	07786	(000000–) Nut, Hex, Std, M08 X 1.25, Ss	4
16	386262	(000000–) Frame Wldt, Sqge, Side, Lh	1
17	386260	(000000–) Squeegee, Side	1
18	86759	(000000–) Retainer, Sqge	1
19	386986	(000000–) Guide, Point, Side Sqge	1
20	386987	(000000–) Pin, Clevis, 0.31d 0.88l	1
21	86866	(000000–) Pin, Hair Cotter, 0.38 D .072 Wir	1
22	386391	(000000–) Latch, Double Scrub, Side Sqge	2
23	08716	(000000–) Screw, Hex, M06 X 1.0 X 20, Ss	2
24	01684	(000000–) Washer, Flt, .25 Ss	4
25	80491	(000000–) Sleeve	2
26	08712	(000000–) Nut, Hex, Lock, M06 X 1.0, NI, Ss	2

Fig. 23 – Max Pro 1000 (Cylindrical Brush) Scrub Head Frame and Linkage Group

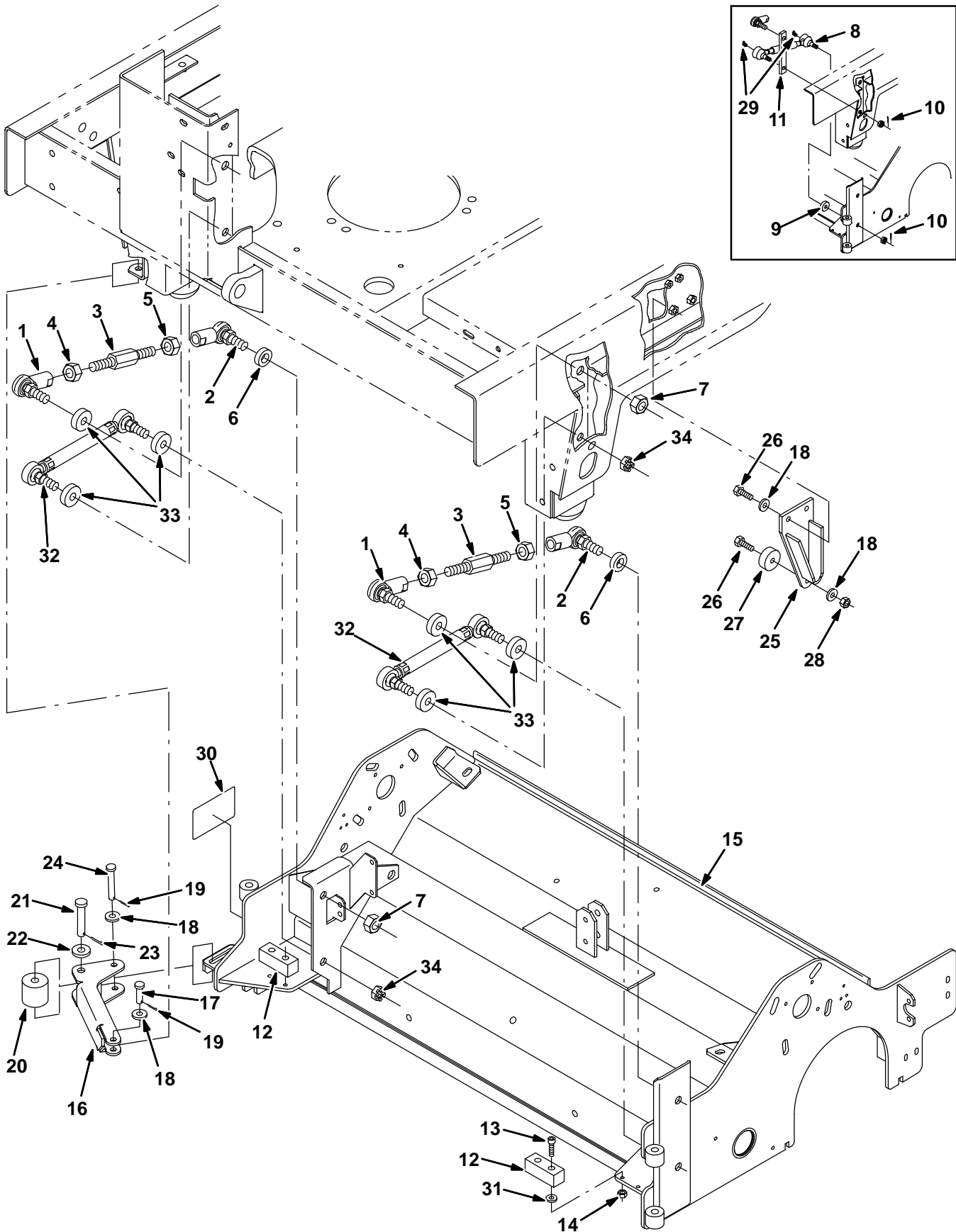


Fig. 23 – Max Pro 1000 (Cylindrical Brush) Scrub Head Frame and Linkage Group

Ref.	Part No.	Serial Number	Description	Qty.
1	77275	(000000–)	Rod-End, .62–18rh Fem 0.50–18stud	2
2	386070	(000000–)	Rod-End, .625–18, Lh	2
3	386071	(000000–)	Rod, Link	2
4	77276	(000000–)	Nut, Hex, Jam, .62–18, Ss	2
5	77277	(000000–)	Nut, Hex, Jam, .62–18, Ss, Lh	2
6	1057066	(000000–)	Tube, 0.69id 1.25od 00.4l, Rod-End, Gray	2
7	40814	(000000–)	Nut, Hex, Lock, .62–18, NI, Thin	4
8	363113	(000000–004780)	Link Wldt, Head, Drag (Replaced by 9005751)	2
9	14524	(000000–004780)	Spacer, Washer	2
10	08346	(000000–004780)	Pin, Cotter, .125 X 0.75	4
11	386844	(000000–004780)	Spacer, Plate	2
12	386865	(000000–)	Bumper	2
13	24198	(000000–)	Screw, Pan, M05 X 0.8 X 25, Ss	4
14	09739	(000000–)	Nut, Hex, Lock, M05 X 0.8, NI, Ss	4
15	1056848	(000000–)	Housing Wldt, Brush, Iron Gray	1
16	1001099	(000000–006999)	Guard, Kick In, Scb Head	1
16	1056390	(007000–)	Guard, Kick In, Scb Head, Iron Gray	1
17	29557	(000000–)	Pin, Clevis, 0.37 D X 1.31l	1
18	01686	(000000–)	Washer, Flt, .38 Ss	5
19	39005	(000000–)	Pin, Cotter, .094 X 0.75	2
20	72946	(000000–)	Roller	1
21	06279	(000000–)	Pin, Clevis, 0.50 D X 2.50l	1
22	32493	(000000–)	Washer, Flt, .50 Std	1
23	08182	(000000–)	Pin, Cotter, .125 X 1.00	1
24	365180	(000000–)	Pin, Clevis, 0.38 D X 2.50l	1
25	1056494	(000000–)	Plate Wldt, Stop, Iron Gray	1
26	09010	(000000–)	Screw, Hex, M08 X 1.25 X 25, Ss	3
27	15023	(000000–)	Bumper, Pye	1
28	08713	(000000–)	Nut, Hex, Lock, M08 X 1.25,NI, Ss	1
29	09718	(000000–004780)	Fitting, Grease, E90 Pm04 .75L	4
30	365156	(000000–)	Label Set, Info/Hzrd, [Max Pro]	1
31	13248	(000000–)	Washer, 0.40B 1.12D .12, Stl, PI	4
32	1050193	(004781–)	Link Assy, Rod-End, .63–18	2
33	1057066	(004781–)	Tube, 0.69id 1.25od 00.4l, Rod-End, Gray	6
34	40814	(004781–)	Nut, Hex, Lock, .62–18, NI, Thin	4

Fig. 24 – Max Pro 1000 (Cylindrical Brush) Scrub Head Drive Group

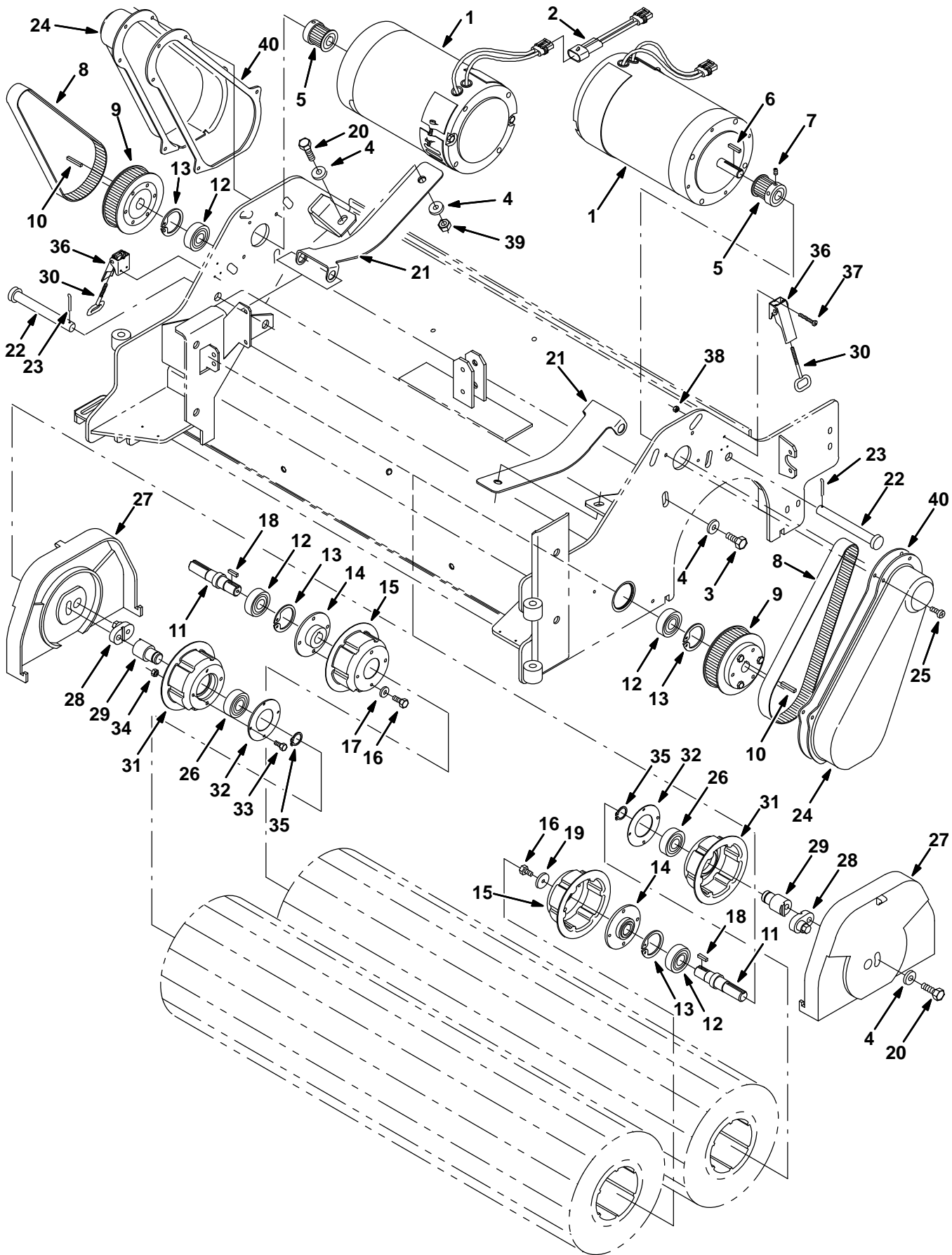


Fig. 24 – Max Pro 1000 (Cylindrical Brush) Scrub Head Drive Group

Ref.	Part No.	Serial Number	Description	Qty.
	1	386050	(000000–003887) Motor, Ele, 36vdc 1500rpm 1.5hp (See Breakdown) (Repl By 377398)	2
▽	1	377398	(003888–) Motor, Ele, 36vdc 1.50hp 1500rpm 43.0a	2
▲		621478	(003888–) Brush, Carbon	2
	2	363468	(000000–) Wire Assy, Jumper Reverse, [515]	1
	3	09291	(000000–) Screw, Hex, M10 X 1.5 X 20, Ss	8
	4	01686	(000000–) Washer, Flt, .38 Ss	14
	5	83052	(000000–) Sprocket, Timing, 23tooth, 0.625b	2
	6	00912	(000000–) Key, Sq, 0.19 X 0.19, 01.00l	2
	7	39327	(000000–) Screw, Set, Soc, .25–20 X 0.31, Al	4
	8	386053	(000000–) Belt, Drive (Cylindrical Brush)	2
	9	375301	(000000–) Sprocket, Timing, 4.261pd, 68 Grv, PI	2
	10	00918	(000000–) Key, Sq, 0.19 X 0.19, 01.25l	2
	11	386058	(000000–) Shaft, Drive, Brush	2
	12	46390	(000000–) Bearing, Ball, 0.79b 1.85d 0.55w	4
	13	10464	(000000–) Ring, Retaining, Int, 1.85d, Basic	4
	14	1056846	(000000–) Hub Wldt, Drive, Brush, Iron Gray	2
	15	1056847	(000000–) Plug, Drive, Brush, Spl, Iron Gray	2
	16	15678	(000000–) Screw, Hex, M06 X 1.0 X 16, Ss	10
	17	01684	(000000–) Washer, Flt, .25 Ss	8
	18	00911	(000000–) Key, Sq, 0.19 X 0.19, 00.75l	2
	19	386063	(000000–) Washer, 0.25b 1.12d .12, Ss	2
	20	12317	(000000–) Screw, Hex, M10 X 1.5 X 30, Ss	4
	21	1057089	(000000–) Spring, Motor, Iron Gray	2
	22	386072	(000000–) Pin, Clevis, .625 Dia X 5.25l	2
	23	02942	(000000–) Pin, Hair Cotter, 0.62 D .120 Wir	2
	24	386066	(000000–) Cover, Drive	2
	25	48732	(000000–) Screw, Pan, M06 X 1.0 X 10, Ss	10
▽		9013343	(000000–) Parts Kit, Brush, CylrcI[Max Pro]	1
▲	26	46390	(000000–) Bearing, Ball, 0.79b 1.85d 0.55w	6
▲	27	386080	(000000–) Cover, Idler	2
▲	28	386841	(000000–) Cam, Front	2
▲	29	386842	(000000–) Cam, Rear	2
▲	30	386274	(000000–) Hook Wldt, Latch	2
▲	31	1057512	(000000–) Plug, Drive, Brush, Spl, Iron Gray	2
▲	32	1056838	(000000–) Retainer, Brg, Iron Gray	2
▲	33	09738	(000000–) Screw, Hex, M05 X 0.8 X 12, Ss	8
▲	34	06549	(000000–) Nut, Hex, Lock, M05 X 0.8, NI	8
▲	35	26428	(000000–) Ring, Retaining, Ext, 0.75d, Hd	2
▲	36	386257	(000000–) Latch	2
▲	37	09198	(000000–) Screw, Pan, M04 X 0.7 X 35, Ss	6
▲	38	33932	(000000–) Nut, Hex, Lock, M04 X 0.7, NI, Ss	6
	39	08714	(000000–) Nut, Hex, Lock, M10 X 1.5, NI, SS	2
	40	1001062	(000000–) Gasket, Cover	2

Fig. 25 – Max Pro 1000 (Cylindrical Brush) Solution Valve Group

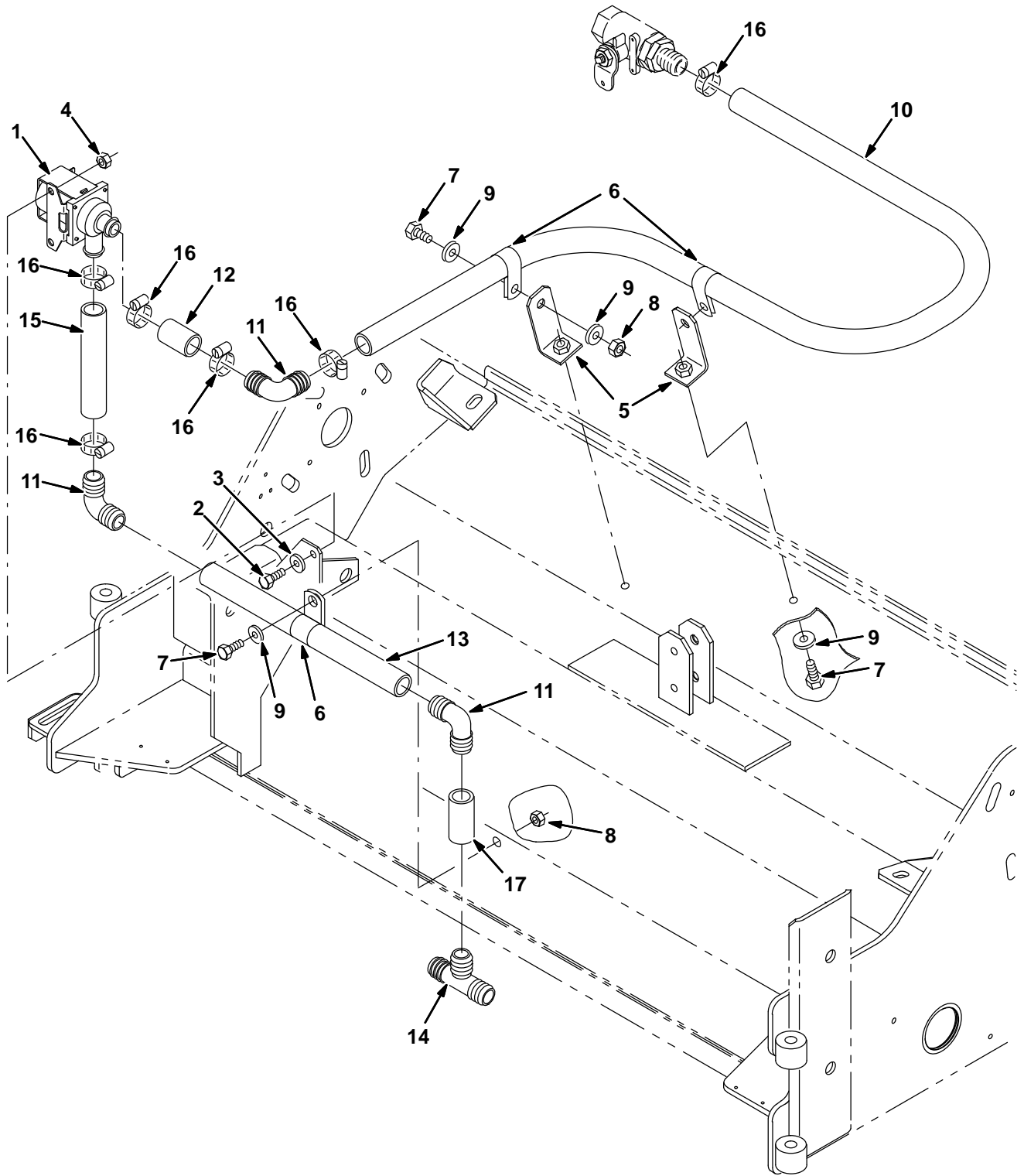


Fig. 25 – Max Pro 1000 (Cylindrical Brush) Solution Valve Group

Ref.	Part No.	Serial Number	Description	Qty.
1	84028	(000000–) Valve, Water	1
2	15678	(000000–) Screw, Hex, M06 X 1.0 X 16, Ss	2
3	01684	(000000–) Washer, Flt, .25 Ss	2
4	08712	(000000–) Nut, Hex, Lock, M06 X 1.0, NI, Ss	2
5	1056873	(000000–) Angle, Iron Gray	2
6	69234	(000000–) Clamp, Cable, Stl, 1.00d X 0.62w, 1h	3
7	15675	(000000–) Screw, Hex, M08 X 1.25 X 16, Ss	7
8	08709	(000000–) Nut, Hex, Lock, M08 X 1.25,NI	5
9	01685	(000000–) Washer, Flt, .31 Ss	9
10	73474	(000000–) Hose, Pvc, Brd, 0.75id 1.00od 44.50l	1
11	40566	(000000–) Fitting, Plstc, E90, Bm12/Bm12	3
12	364899	(000000–) Hose, Pvc, Brd, 0.75id 1.03od 01.50l	1
13	364896	(000000–) Hose, Pvc, Brd, 0.75id 1.03od 11.00l	1
14	41315	(000000–) Fitting, Plstc, Tee, Bm12/Bm12/Bm12	1
15	364895	(000000–) Hose, Pvc, Brd, 0.75ID 1.03OD 05.00L	1
16	11399	(000000–) Clamp, Hose, Wormdrive, 0.81–1.50d	6
17	16914	(000000–) Hose, Pvc, Brd, 0.75ID 1.00OD 02.00L	1

Fig. 26 – Max Pro 1000 (Cylindrical Brush) Solution Valve Group (FaST/ec-H2O)

Ref.	Part No.	Serial Number	Description	Qty.
1	84028	(000000–) Valve, Water	1
2	15678	(000000–) Screw, Hex, M06 X 1.0 X 16, Ss	2
3	01684	(000000–) Washer, Flt, .25 Ss	2
4	08712	(000000–) Nut, Hex, Lock, M06 X 1.0, NI, Ss	2
5	1056873	(000000–) Angle, Iron Gray	2
6	69234	(000000–) Clamp, Cable, Stl, 1.00d X 0.62w, 1h	2
7	15675	(000000–) Screw, Hex, M08 X 1.25 X 16, Ss	5
8	08709	(000000–) Nut, Hex, Lock, M08 X 1.25, NI	3
9	01685	(000000–) Washer, Flt, .31 Ss	7
10	1015045	(000000–) Hose, Afmkt, Pvc, Brd 0.75id 8 Ft	1
11	40566	(000000–) Fitting, Plstc, E90, Bm12/Bm12	3
12	1015048	(000000–) Hose, Afmkt, Pvc, Brd 0.75id 1 Ft	1
13	1011521	(000000–) Hose, Afmkt Replmt, Pvc, Brd 0.50id 2 Ft	1
14	78398	(000000–) Fitting, Plstc, Str, Bm12/Pm08, Nyl	1
15	1011403	(000000–) Hose, Afmkt Replmt, Pvc, Brd 0.50id 1 Ft	1
16	11399	(000000–) Clamp, Hose, Wormdrive, 0.81–1.50d	6
17	79572	(000000–) Fitting, Plstc, E90, Pf08/Pf08	1
18	1010668	(000000–) Fitting, Plstc, Y, Bm08/Bm08/Bm08 Nyl	1
19	1015097	(000000–) Tube Assy, Spray Bar 40" [7300/8300]	1
20	07471	(000000–) Clamp, Cable, Stl, 0.75d X 0.75w, 1h	1
21	1057531	(000000–) Bracket, Bar, Spray, 40.0 [7300/8300]	1
22	49826	(000000–) Screw, Hex, M8 X 1.25 X 16, Ss, NI	2
23	32492	(000000–) Washer, Flat, 0.38 Std	2
24	79273–4	(000000–) Fitting, Plstc, Str, Bm08/Pm08	1
25	64778	(000000–) Fitting, Plstc, E90, Bm08/Pm06	1
26	54333	(000000–) Clamp, Hose, Wormdrive, 0.31–0.88d	6
27	48610	(000000–) Fitting, Plstc, Str, Bm08/Pm04 (ec-H2O)	1
28	1017413	(004792–) Housing, Cplg, Qf / Pm08 (FaST)	1

Fig. 27 – Max Pro 1000 (Cylindrical Brush) Edge Scrub Group

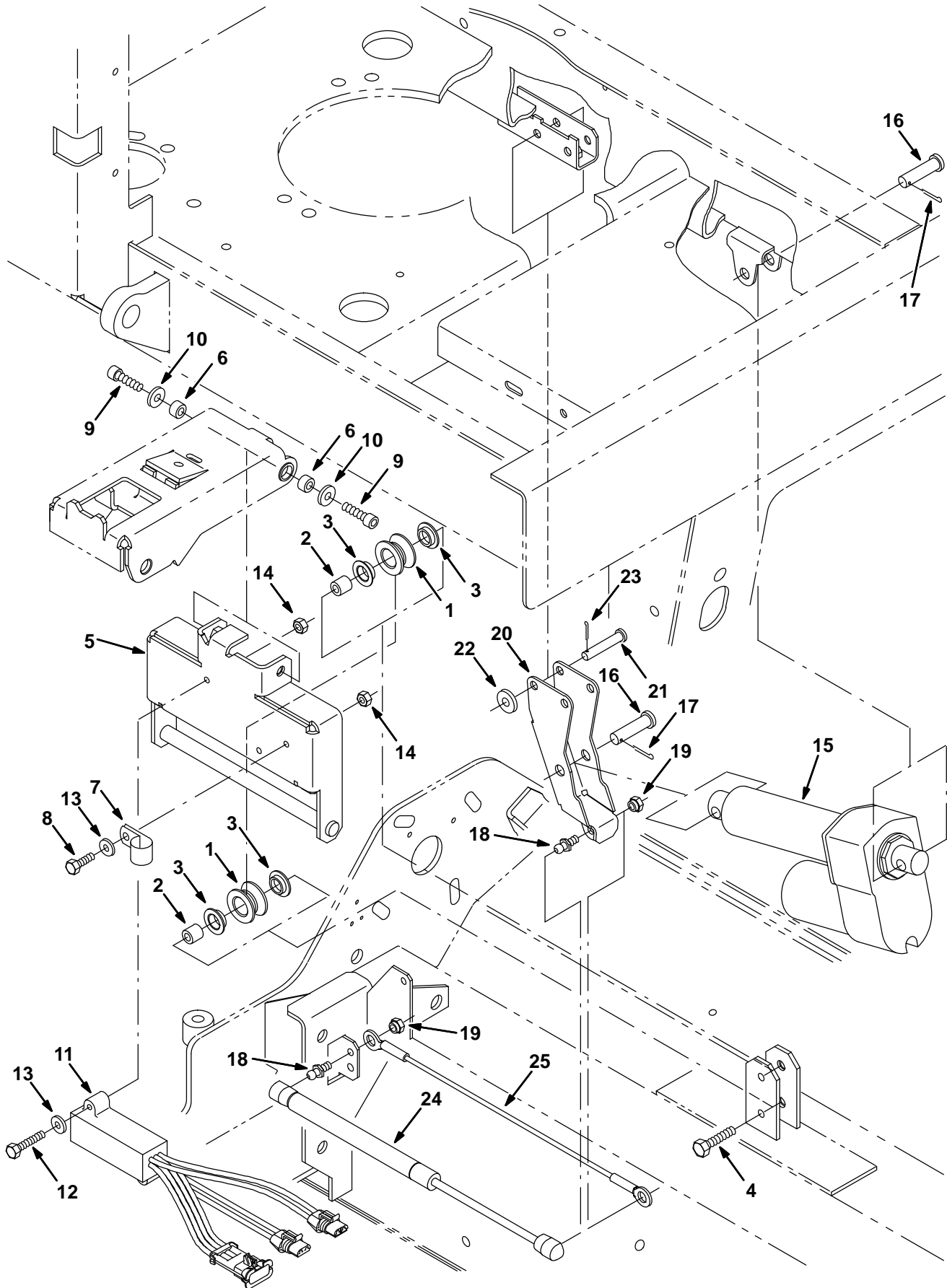


Fig. 27 – Max Pro 1000 (Cylindrical Brush) Edge Scrub Group

Ref.	Part No.	Serial Number	Description	Qty.
1	363120	(000000–)	Roller	2
2	222277	(000000–)	Sleeve	2
3	04843	(000000–)	Bushing, Flng, 0.63b 0.72d 0.25l	4
4	222505	(000000–)	Screw, Hex, M08 X 1.25 X 45, Ss	2
5	1056843	(000000–)	Rail Wldt, Lift, Cyl Head, Iron Gray	1
6	222556	(000000–)	Sleeve	2
7	67767	(000000–)	Clamp, Cable, Stl, 0.69d X 0.62w, 1h	1
8	08716	(000000–)	Screw, Hex, M06 X 1.0 X 20, Ss	1
9	39308	(000000–)	Screw, Soc, M08 X 1.25 X 25, 12.9	2
10	01685	(000000–)	Washer, Flt, .31 Ss	2
11	363237	(000000–)	Shunt, 2Hd Mtrs, Scrub 515, Red	1
12	33930	(000000–)	Screw, Hex, M06 X 1.0 X 40, Ss	2
13	01684	(000000–)	Washer, Flt, .25 Ss	3
14	08712	(000000–)	Nut, Hex, Lock, M06 X 1.0, NI, Ss	3
15	363152	(000000–)	Actuator, 36vdc, 02.7stroke 500lb	1
16	51534	(000000–)	Pin, Clevis, 0.50D X 2.00L	2
17	08182	(000000–)	Pin, Cotter, .125 X 1.00	2
18	58494	(000000–)	Stud, Ball, .39d .31–16, Gasspring	2
19	14725	(000000–)	Nut, Retainer, .31–18	2
20	1056845	(000000–)	Arm Wldt, Pivot, Side, Gray [7300/8300]	1
21	29584	(000000–)	Pin, Clevis, 0.37 D X 2.00l	1
22	01686	(000000–)	Washer, Flt, .38 Ss	1
23	39005	(000000–)	Pin, Cotter, .094 X 0.75	1
24	364858	(000000–)	Gasspring, 56lb, 6.3strk	1
25	364404	(000000–)	Cable, .13d, 15.5l, .50eye /.50eye	1

Fig. 28 – Max Pro 1000 (Cylindrical Brush) Right Side Squeegee Group

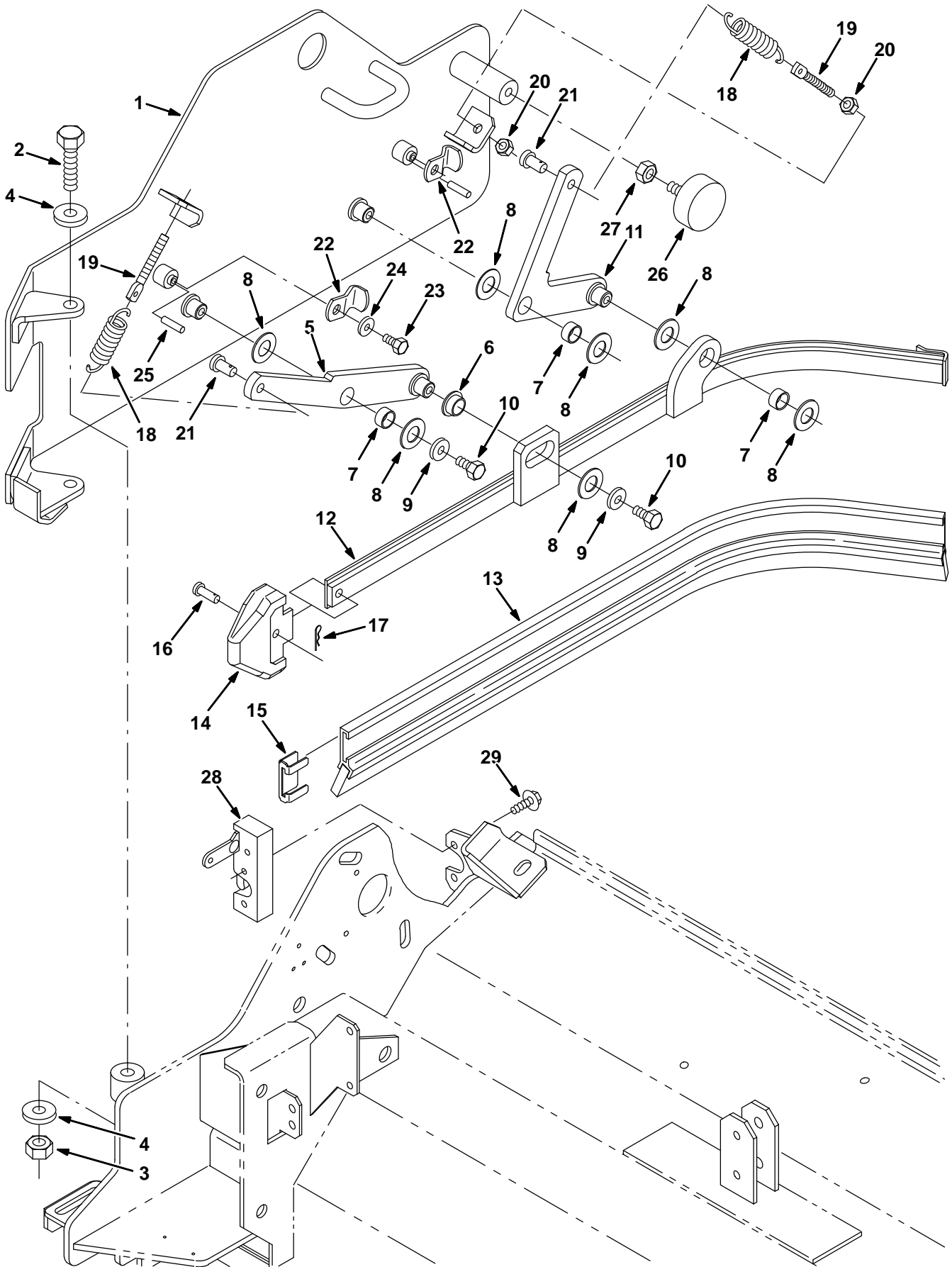


Fig. 28 – Max Pro 1000 (Cylindrical Brush) Right Side Squeegee Group

Ref.	Part No.	Serial Number	Description	Qty.
1	386495	(000000–006999)	Guard Wldt, Rh	1
1	1056874	(007000–)	Guard Wldt, Rh, Iron Gray	1
2	09774	(000000–)	Screw, Hex, M12 X 1.75 X 50, Ss	2
3	09741	(000000–)	Nut, Hex, Lock, M12 X 1.75,NI, Ss	2
4	33925	(000000–)	Washer, Flat, M12, 13x24x2.5ss	4
5	386269	(000000–006999)	Arm Wldt, Front, Rh	1
5	1056491	(007000–)	Arm Wldt, Front, Rh, Iron Gray	1
6	25735	(000000–)	Bushing, Flng, 0.63b 0.75d 0.38l	1
7	71607	(000000–)	Bushing, Sleeve, 0.63b 0.72d 0.38l	3
8	64425	(000000–)	Washer, Thrust, 0.61b 1.25d .06, Fgl	7
9	01686	(000000–)	Washer, Flt, .38 Ss	4
10	386868	(000000–)	Screw, Hex, M08x1.25 X12,Ss	4
11	386268	(000000–006999)	Arm Wldt, Rear, Rh	1
11	1056490	(007000–)	Arm Wldt, Rear, Rh, Iron Gray	1
12	386263	(000000–)	Frame Wldt, Sqge, Side, Rh	1
13	386260	(000000–)	Squeegee, Side	1
14	386986	(000000–)	Guide, Point, Side Sqge	1
15	86759	(000000–)	Clip, Sqge	1
16	386987	(000000–)	Pin, Clevis, 0.31d 0.88l	1
17	08085	(000000–)	Pin, Hair Cotter, 0.31 D .058 Wir	1
18	87816	(000000–)	Spring, Extn, 0.75od X 0.09wir, 2.5l	2
19	386088	(000000–)	Bolt, Eye, M8 X 1.25, 2.75l	2
20	07786	(000000–)	Nut, Hex, Std, M08 X 1.25, Ss	4
21	41305	(000000–)	Pin, Clevis, 0.37 D X 0.75l	2
22	1056875	(000000–)	Arm, Latch, Iron Gray	2
23	09744	(000000–)	Screw, Hex, M06 X 1.0 X 12, Ss	2
24	01684	(000000–)	Washer, Flt, .25 Ss	2
25	17404	(000000–)	Pin, Roll, .250 D X 0.75l, .250/.256	2
26	70756	(000000–)	Bumper, Rbr, 2.0d 0.75t .38–16	1
27	01692	(000000–)	Nut, Hex, Std, .38–16, Ss	1
28	72439	(000000–)	Latch	1
29	16949	(000000–)	Screw, Hex, .25–20 X 0.75, Sems	4

Fig. 29 – Max Pro 1000 (Cylindrical Brush) Left Side Squeegee Group

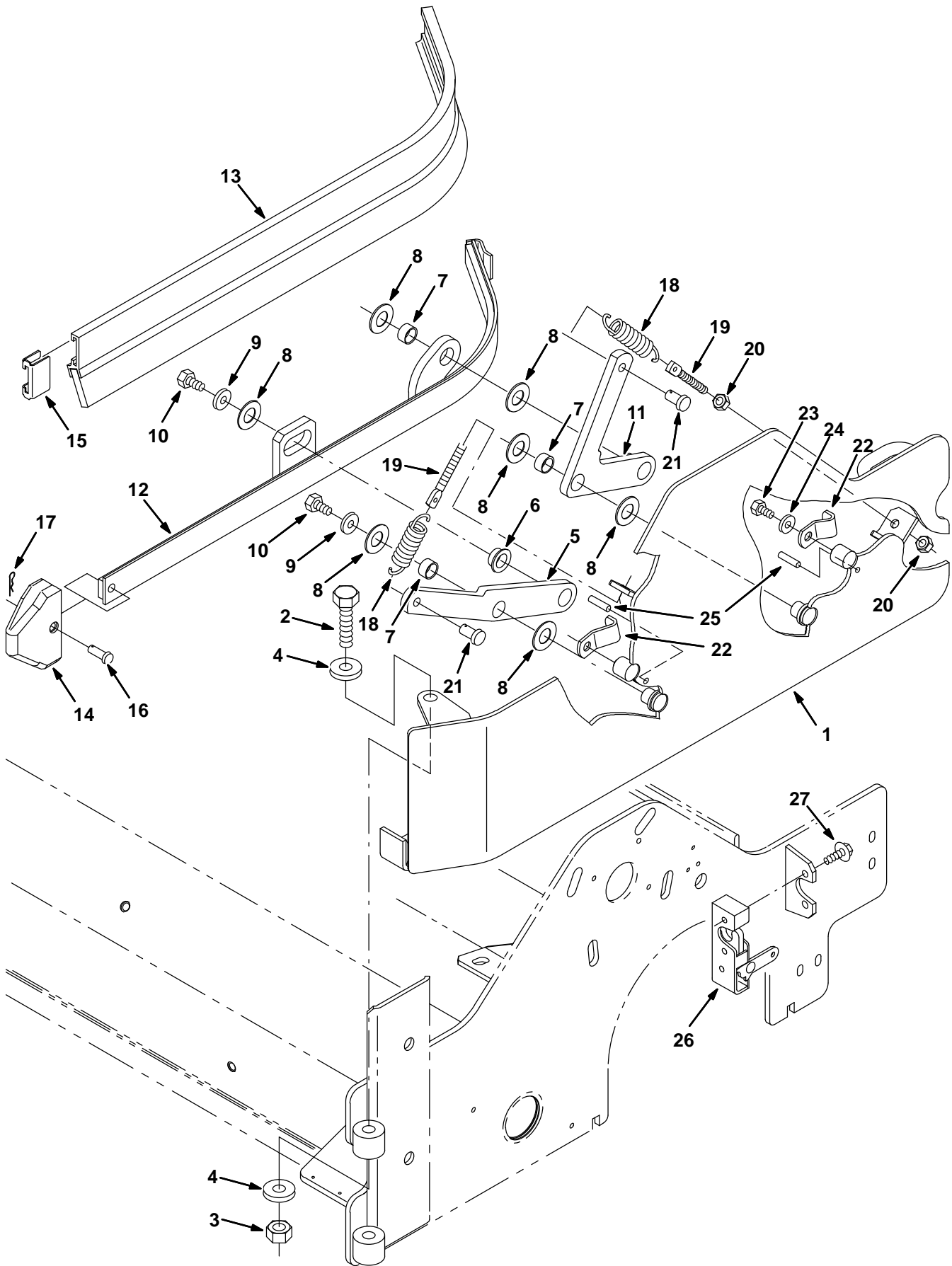


Fig. 29 – Max Pro 1000 (Cylindrical Brush) Left Side Squeegee Group

Ref.	Part No.	Serial Number	Description	Qty.
1	386496	(000000-006999)	Guard Wldt, Lh	1
1	1056495	(007000-)	Guard Wldt, Lh, Iron Gray	1
2	09774	(000000-)	Screw, Hex, M12 X 1.75 X 50, Ss	2
3	09741	(000000-)	Nut, Hex, Lock, M12 X 1.75,Nl, Ss	2
4	33925	(000000-)	Washer, Flat, M12, 13x24x2.5ss	4
5	386276	(000000-006999)	Arm Wldt, Front, Lh	1
5	1056493	(007000-)	Arm Wldt, Front, Lh, Iron Gray	1
6	25735	(000000-)	Bushing, Flng, 0.63b 0.75d 0.38l	1
7	71607	(000000-)	Bushing, Sleeve, 0.63b 0.72d 0.38l	3
8	64425	(000000-)	Washer, Thrust, 0.61b 1.25d .06, Fgl	7
9	01686	(000000-)	Washer, Flt, .38 Ss	4
10	386868	(000000-)	Screw, Hex, M08x1.25 X12,Ss	4
11	386275	(000000-006999)	Arm Wldt, Rear, Lh	1
11	1056492	(007000-)	Arm Wldt, Rear, Lh, Iron Gray	1
12	386262	(000000-)	Frame Wldt, Sqge, Side, Lh	1
13	386260	(000000-)	Squeegee, Side	1
14	386986	(000000-)	Guide, Point, Side Sqge	1
15	86759	(000000-)	Clip, Sqge	1
16	386987	(000000-)	Pin, Clevis, 0.31d 0.88l	1
17	08085	(000000-)	Pin, Hair Cotter, 0.31 D .058 Wir	1
18	87816	(000000-)	Spring, Extn, 0.75od X 0.09wir, 2.5l	2
19	386088	(000000-)	Bolt, Eye, M8 X 1.25, 2.75l	2
20	07786	(000000-)	Nut, Hex, Std, M08 X 1.25, Ss	4
21	41305	(000000-)	Pin, Clevis, 0.37 D X 0.75l	2
22	1056875	(000000-)	Arm, Latch, Iron Gray	2
23	09744	(000000-)	Screw, Hex, M06 X 1.0 X 12, Ss	2
24	01684	(000000-)	Washer, Flt, .25 Ss	2
25	17404	(000000-)	Pin, Roll, .250 D X 0.75l, .250/.256	2
26	59661	(000000-)	Latch	1
27	16949	(000000-)	Screw, Hex, .25-20 X 0.75, Sems	4

Fig. 30 – Max Pro 1000 (Cylindrical Brush) Debris Tray Group

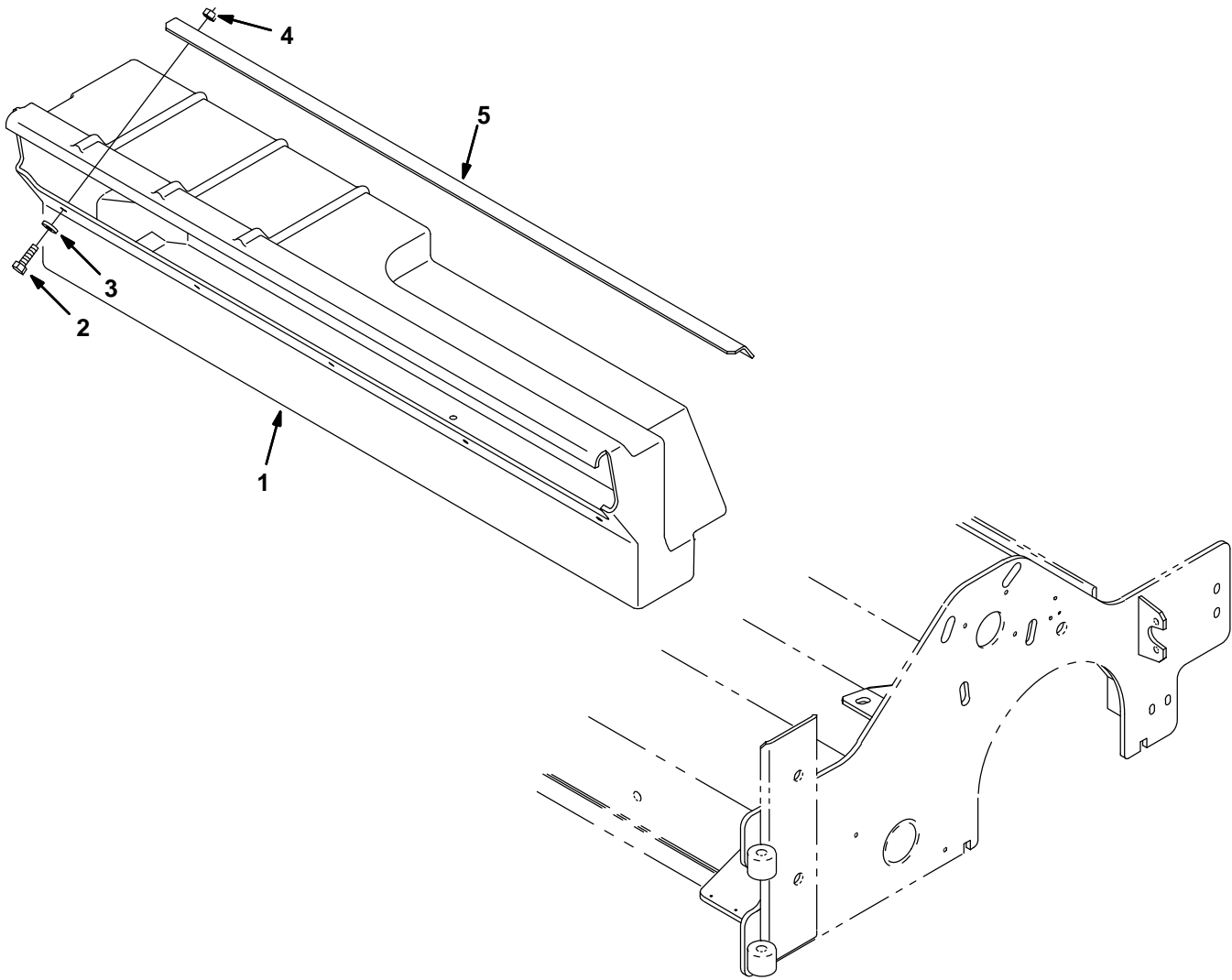


Fig. 30 – Max Pro 1000 (Cylindrical Brush) Debris Tray Group

Ref.	Part No.	Serial Number	Description	Qty.
1	387671	(000000–) Tray, Debris, 40L, W/Holes	1
2	08716	(000000–) Screw, Hex, M6X1.0X20, Ss	5
3	01684	(000000–) Washer, Flat, 0.25 Ss	5
4	08712	(000000–) Nut, Hex, Lock, M6X1.0, Ss, NI	5
5	1057526	(000000–) Angle, Iron Gray	1

Fig. 31 – Max Pro 1000 (Cylindrical Brush) Vacuumized Debris Tray Group

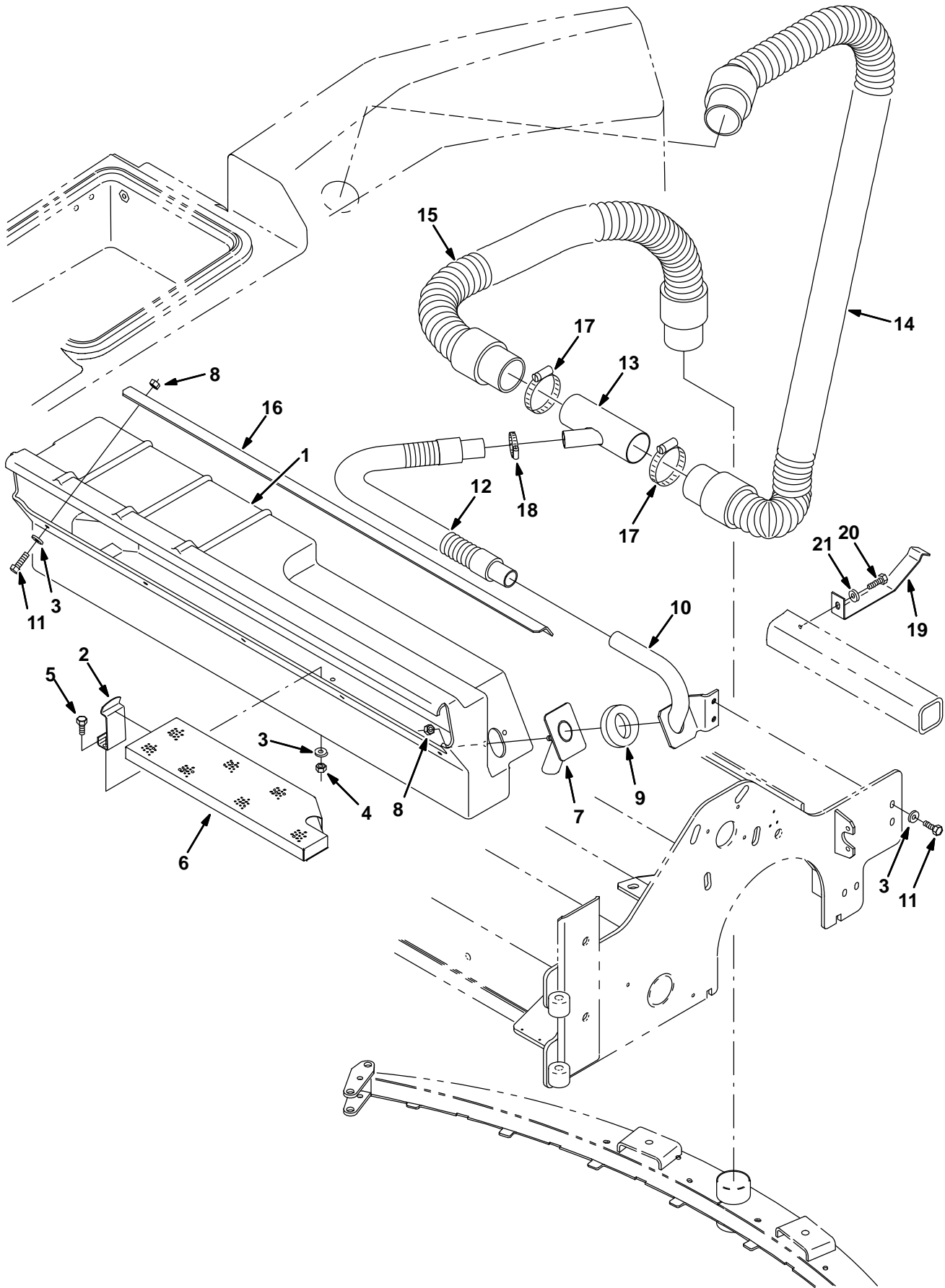


Fig. 31 – Max Pro 1000 (Cylindrical Brush) Vacuumized Debris Tray Group

Ref.	Part No.	Serial Number	Description	Qty.
1	386282	(000000–) Tray, Debris, 40.0l	1
2	87244	(000000–) Clip, Spring, Prop Arm	1
3	01684	(000000–) Washer, Flt, .25 Ss	14
4	08712	(000000–) Nut, Hex, Lock, M06 X 1.0, NI, Ss	2
5	09744	(000000–) Screw, Hex, M06 X 1.0 X 12, Ss	2
6	386500	(000000–) Screen Wldt	1
7	1057520	(000000–) Tube Wldt, Vacuum, Scrbr Head, Iron Gray	1
8	08712	(000000–) Nut, Hex, Lock, M06 X 1.0, NI, Ss	7
9	386504	(000000–) Gasket, Foam	1
10	1057521	(000000–) Tube Wldt, Upper, Iron Gray	1
11	08716	(000000–) Screw, Hex, M06 X 1.0 X 20, Ss	7
12	222788	(000000–003545) Hose Assy, W/2cuff, 1.0d, 23l	1
12	387517	(003546–) Hose Assy, W/2cuff, 1.0d, 41l	1
13	386518	(000000–) Tube Wldt	1
14	386514	(000000–003545) Hose, Vacuum, 58.5l	1
14	1005133	(003546–) Hose Assy, W/2cuff, 2.0d 75l	1
15	387256	(000000–003545) Hose, Vacuum, 35.0l	1
15	1005135	(003546–) Hose Assy, W/2cuff, 2.0d 26l	1
16	1057526	(000000–) Angle, Iron Gray	1
17	14432	(000000–) Clamp, Hose, Wormdrive, 1.81–2.75d	2
18	11399	(000000–) Clamp, Hose, Wormdrive, 0.81–1.50d	1
19	1002464	(003546–) Bracket, Tube , Tee	1
20	361339	(003546–) Screw, Hex, M 6 X 1.0 X 16, Fmg	1
21	32483	(003546–) Washer, Flat, 0.25 Sae	1

Fig. 32 – Max Pro 1200 (Cylindrical Brush) Scrub Head Frame and Linkage Group

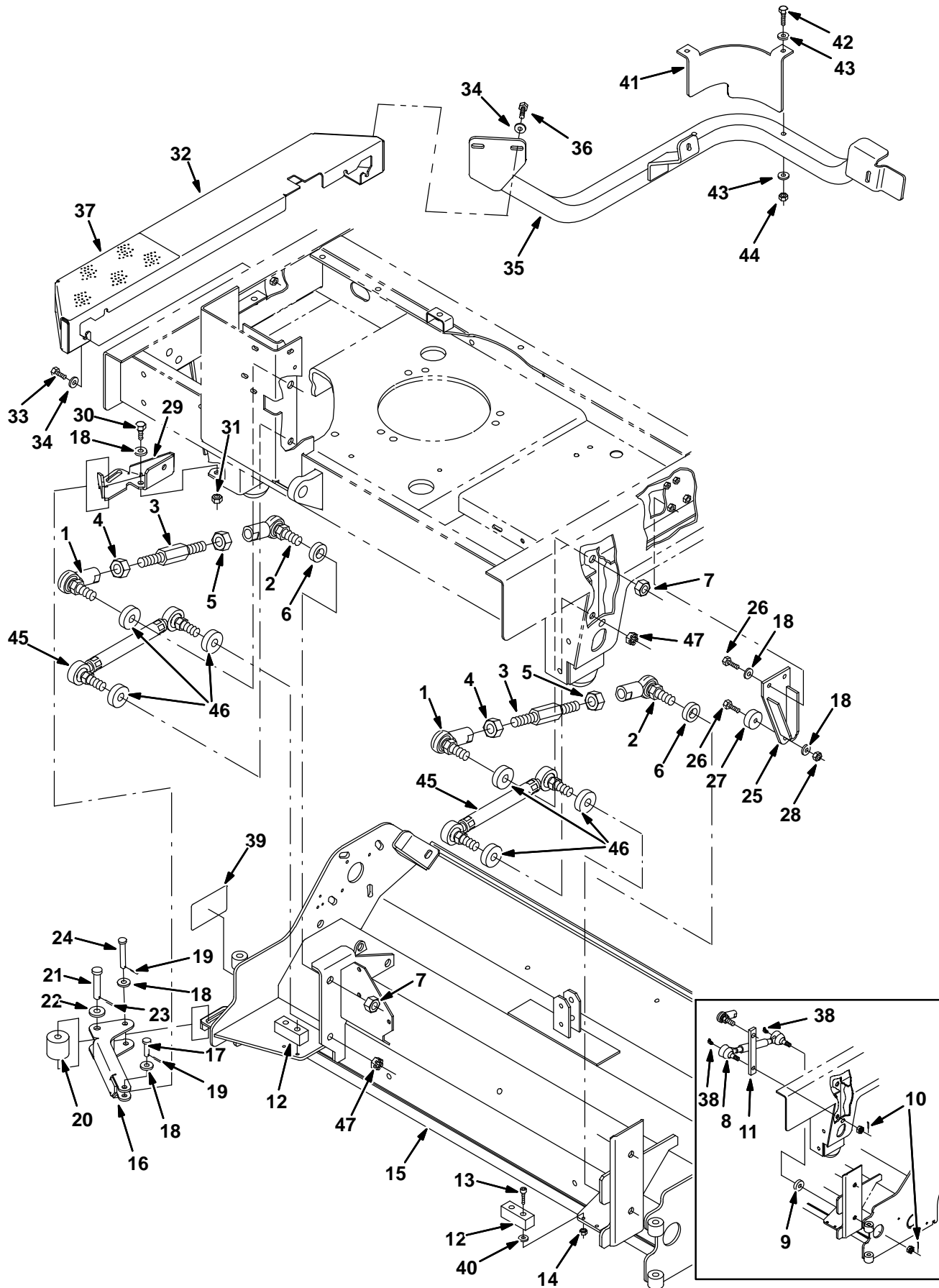


Fig. 32 – Max Pro 1200 (Cylindrical Brush) Scrub Head Frame and Linkage Group

Ref.	Part No.	Serial Number	Description	Qty.
1	77275	(000000–)	Rod-End, .62–18rh Fem 0.50–18stud	2
2	386070	(000000–)	Rod-End, .625–18, Lh	2
3	386071	(000000–)	Rod, Link	2
4	77276	(000000–)	Nut, Hex, Jam, .62–18, Ss	2
5	77277	(000000–)	Nut, Hex, Jam, .62–18, Ss, Lh	2
6	1057066	(000000–)	Tube, 0.69id 1.25od 00.4l, Rod-End, Gray	2
7	40814	(000000–)	Nut, Hex, Lock, .62–18, NI, Thin	4
8	363113	(000000–004780)	Link Wldt, Head, Drag (Replaced by 9005751)	2
9	14524	(000000–004780)	Spacer, Washer	2
10	08346	(000000–004780)	Pin, Cotter, .125 X 0.75	4
11	386844	(000000–004780)	Spacer, Plate	2
12	386865	(000000–)	Bumper	2
13	24198	(000000–)	Screw, Pan, M05 X 0.8 X 25, Ss	4
14	09739	(000000–)	Nut, Hex, Lock, M05 X 0.8, NI, Ss	4
15	1056903	(000000–)	Housing Wldt, Brush, Iron Gray	1
16	1001099	(000000–006999)	Guard, Kick In, Scb Head	1
16	1056390	(007000–)	Guard, Kick In, Scb Head, Iron Gray	1
17	29557	(000000–)	Pin, Clevis, 0.37 D X 1.31l	1
18	01686	(000000–)	Washer, Flt, .38 Ss	7
19	39005	(000000–)	Pin, Cotter, .094 X 0.75	2
20	72946	(000000–)	Roller	1
21	06279	(000000–)	Pin, Clevis, 0.50 D X 2.50l	1
22	32493	(000000–)	Washer, Flt, .50 Std	1
23	08182	(000000–)	Pin, Cotter, .125 X 1.00	1
24	365180	(000000–)	Pin, Clevis, 0.38 D X 2.50l	1
25	1056494	(000000–)	Plate Wldt, Stop, Iron Gray	2
26	09010	(000000–)	Screw, Hex, M08 X 1.25 X 25, Ss	3
27	15023	(000000–)	Bumper, Pye	1
28	08713	(000000–)	Nut, Hex, Lock, M08 X 1.25, NI, Ss	1
29	386876	(000000–006999)	Bracket, Adaptor, Mtg, Kick In, Frame	1
29	1056505	(007000–)	Bracket, Adapter, Mtg, Kick In, Frame	1
30	09028	(000000–)	Screw, Hex, M10 X 1.5 X 25, Ss	1
31	08714	(000000–)	Nut, Hex, Lock, M10 X 1.5, NI, Ss	1
32	386827	(000000–006999)	Bumper, Side, Scb Head, Wide	1
32	1056681	(007000–)	Bumper, Side, Scb Head, Wide, Iron Gray	1
33	09740	(000000–)	Screw, Hex, M08 X 1.25 X 20, Ss	4
34	01685	(000000–)	Screw, Hex, M08 X 1.25 X 20, Ss	8
35	387245	(000000–006999)	Guard Wldt, Sqge (MP 20)	1
35	1056517	(007000–)	Guard Wldt, Sqge, Rear, Gray	1
36	09010	(000000–)	Screw, Hex, M08 X 1.25 X 25, Ss	4
37	387080	(000000–)	Tread, Floor, 12.5 X 5.75	1
38	09718	(000000–004780)	Fitting, Grease, E90 Pm04 .75L	4
39	365156	(000000–)	Label Set, Info/Hzrd, [Max Pro]	1
40	13248	(000000–)	Washer, 0.40B 1.12D .12, Stl, PI	4
41	1007486	(000000–006999)	Guard, Bumper	1
41	1057073	(007000–)	Guard, Bmpr, Iron Gray	1
42	49694	(000000–)	Screw, Hex, M 8 X 1.25 X 50, Ss	2

OPTIONS

Fig. 32 – Max Pro 1200 (Cylindrical Brush) Scrub Head Frame and Linkage Group

Ref.	Part No.	Serial Number	Description	Qty.
43	01685	(000000–) Washer, Flat, 0.31 Ss	4
44	08713	(000000–) Nut, Hex, Lock, M 8 X 1.25, NI, Ss	2
45	1050193	(004781–) Link Assy, Rod–End, .63–18	2
46	1057066	(004781–) Tube, 0.69id 1.25od 00.4l, Rod–End, Gray	6
47	40814	(004781–) Nut, Hex, Lock, .62–18, NI, Thin	4



Fig. 33 – Max Pro 1200 (Cylindrical Brush) Scrub Head Drive Group

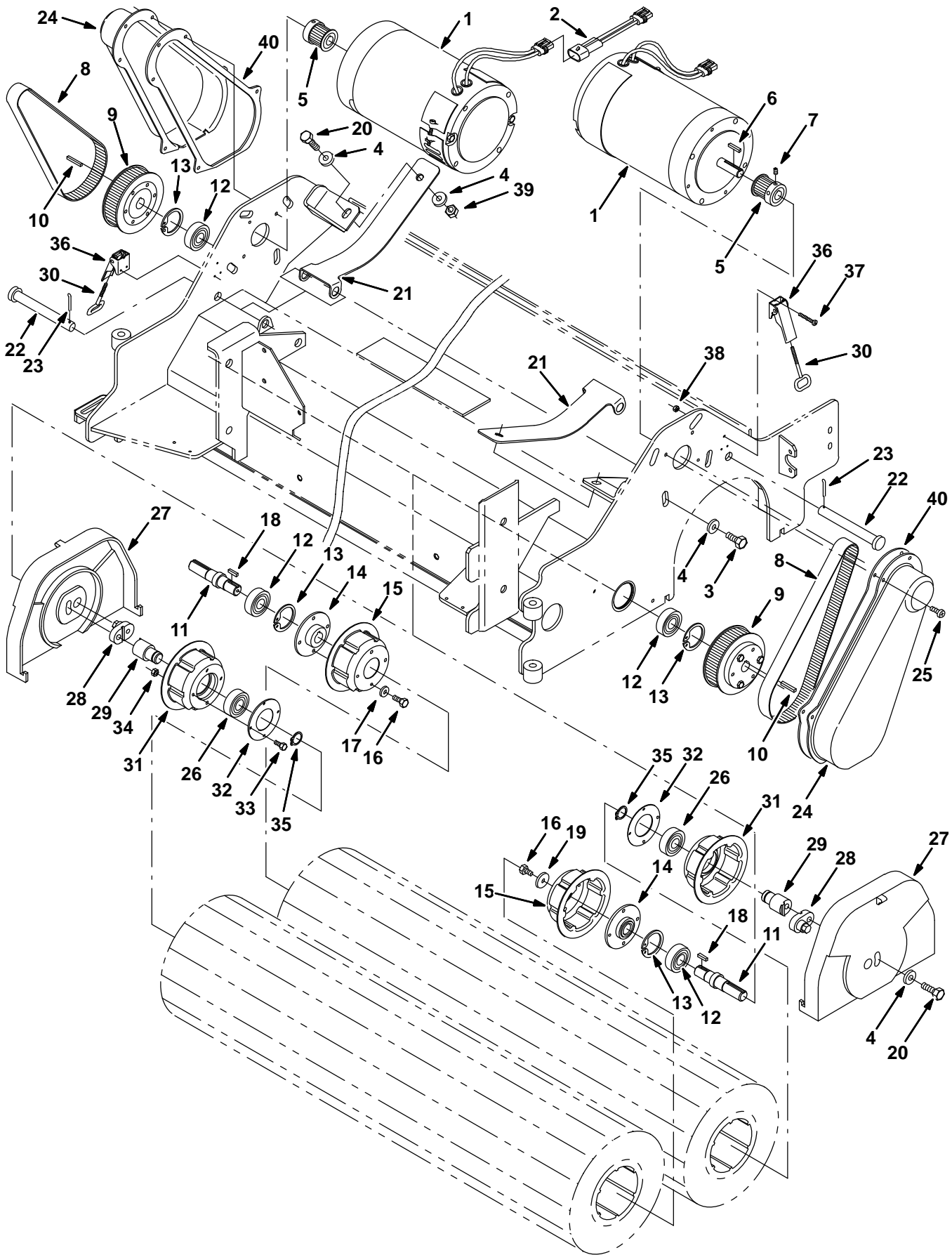


Fig. 33 – Max Pro 1200 (Cylindrical Brush) Scrub Head Drive Group

Ref.	Part No.	Serial Number	Description	Qty.	
1	386050	(000000–003887)	Motor, Ele, 36vdc 1500rpm 1.5hp (See Breakdown) (Repl By 377398AM)	2	
▽	1	377398	(003888–)	Motor, Ele, 36Vdc 1.50Hp 1500Rpm 43.0A	2
▲	621478	(003888–)	Brush, Carbon	2	
2	363468	(000000–)	Wire Assy, Jumper Reverse, [515]	1	
3	09291	(000000–)	Screw, Hex, M10 X 1.5 X 20, Ss	8	
4	01686	(000000–)	Washer, Flt, .38 Ss	14	
5	83052	(000000–)	Sprocket, Timing, 23tooth, 0.625b	2	
6	00912	(000000–)	Key, Sq, 0.19 X 0.19, 01.00l	2	
7	39327	(000000–)	Screw, Set, Soc, .25–20 X 0.31, Al	4	
8	386053	(000000–)	Belt, Drive (Cylindrical Brush)	2	
9	375301	(000000–)	Sprocket, Timing, 4.261Pd, 68Grv, Pl	2	
10	00918	(000000–)	Key, Sq, 0.19 X 0.19, 01.25l	2	
11	386058	(000000–)	Shaft, Drive, Brush	2	
12	46390	(000000–)	Bearing, Ball, 0.79b 1.85d 0.55w	6	
13	10464	(000000–)	Ring, Retaining, Int, 1.85d, Basic	4	
14	1056846	(000000–)	Hub Wldt, Drive, Brush, Iron Gray	2	
15	1056847	(000000–)	Plug, Drive, Brush, Spl, Iron Gray	2	
16	15678	(000000–)	Screw, Hex, M06 X 1.0 X 16, Ss	10	
17	01684	(000000–)	Washer, Flt, .25 Ss	8	
18	00911	(000000–)	Key, Sq, 0.19 X 0.19, 00.75l	2	
19	386063	(000000–)	Washer, 0.25b 1.12d .12, Ss	2	
20	386274	(000000–)	Hook Wldt, Latch	2	
21	1057089	(000000–)	Spring, Motor, Iron Gray	2	
22	386072	(000000–)	Pin, Clevis, .625 Dia X 5.25l	2	
23	02942	(000000–)	Pin, Hair Cotter, 0.62 D .120 Wir	2	
24	386066	(000000–)	Cover, Drive	2	
25	48732	(000000–)	Screw, Pan, M06 X 1.0 X 10, Ss	10	
▽	9013343	(000000–)	Parts Kit, Brush, CylrcI[Max Pro]	1	
▲	26	46390	(000000–)	Bearing, Ball, 0.79b 1.85d 0.55w	6
▲	27	386080	(000000–)	Cover, Idler	2
▲	28	386841	(000000–)	Cam, Front	2
▲	29	386842	(000000–)	Cam, Rear	2
▲	30	386274	(000000–)	Hook Wldt, Latch	2
▲	31	1057512	(000000–)	Plug, Drive, Brush, Spl, Iron Gray	2
▲	32	1056838	(000000–)	Retainer, Brg, Iron Gray	2
▲	33	09738	(000000–)	Screw, Hex, M05 X 0.8 X 12, Ss	8
▲	34	06549	(000000–)	Nut, Hex, Lock, M05 X 0.8, NI	8
▲	35	26428	(000000–)	Ring, Retaining, Ext, 0.75d, Hd	2
▲	36	386257	(000000–)	Latch	2
▲	37	09198	(000000–)	Screw, Pan, M04 X 0.7 X 35, Ss	6
▲	38	33932	(000000–)	Nut, Hex, Lock, M04 X 0.7, NI, Ss	6
	39	08714	(000000–)	Nut, Hex, Lock, M10 X 1.5, NI, SS	2
	40	1001062	(000000–)	Gasket, Cover	2

Fig. 34 – Max Pro 1200 (Cylindrical Brush) Solution Valve Group

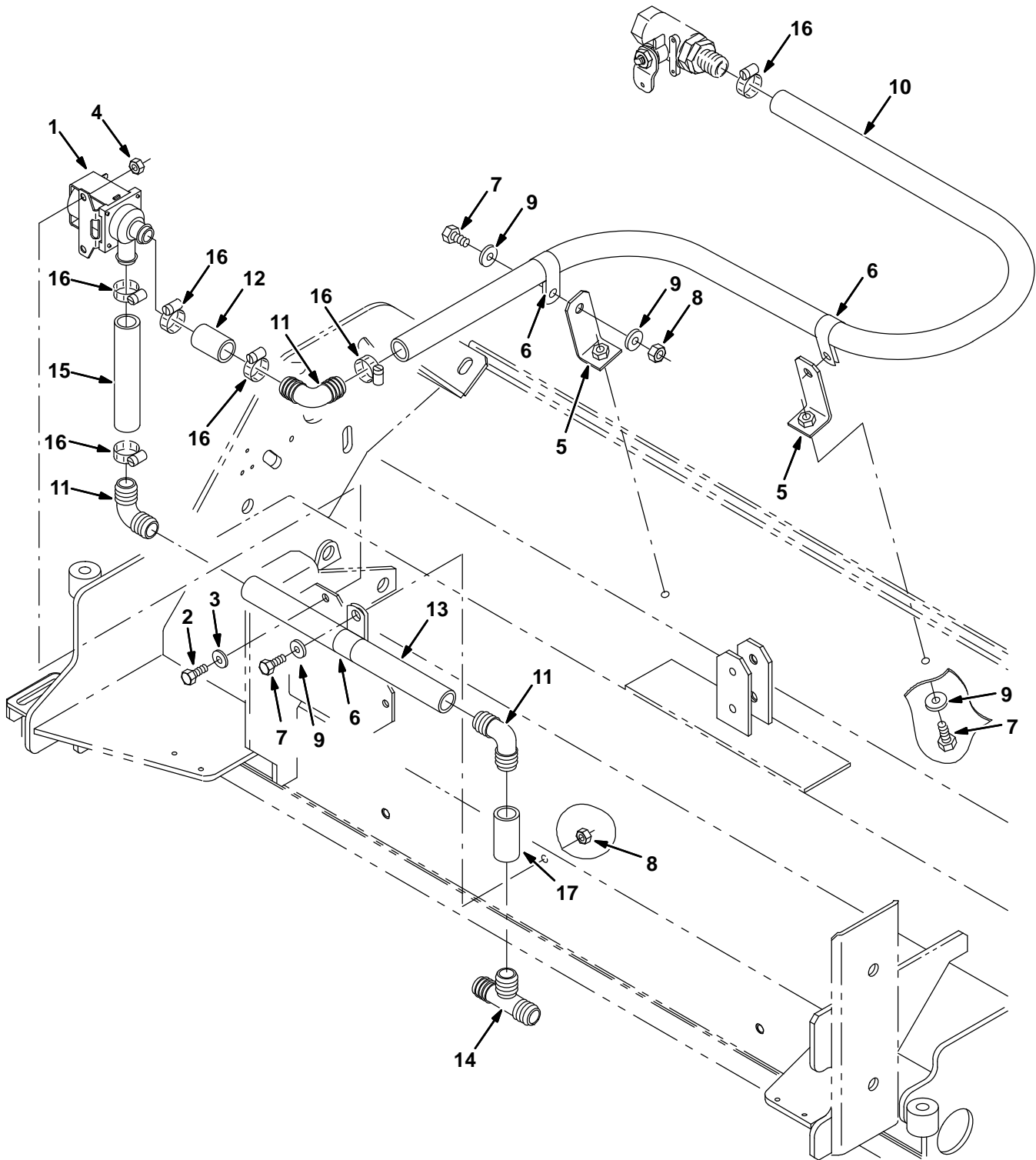


Fig. 34 – Max Pro 1200 (Cylindrical Brush) Solution Valve Group

Ref.	Part No.	Serial Number	Description	Qty.
1	84028	(000000–) Valve, Water	1
2	15678	(000000–) Screw, Hex, M06 X 1.0 X 16, Ss	2
3	01684	(000000–) Washer, Flt, .25 Ss	2
4	08712	(000000–) Nut, Hex, Lock, M06 X 1.0, NI, Ss	2
5	1056873	(000000–) Angle, Iron Gray	2
6	69234	(000000–) Clamp, Cable, Stl, 1.00d X 0.62w, 1h	3
7	15675	(000000–) Screw, Hex, M08 X 1.25 X 16, Ss	7
8	08709	(000000–) Nut, Hex, Lock, M08 X 1.25,NI	5
9	01685	(000000–) Washer, Flt, .31 Ss	9
10	73474	(000000–) Hose, Pvc, Brd, 0.75id 1.00od 44.50l	1
11	40566	(000000–) Fitting, Plstc, E90, Bm12/Bm12	3
12	364899	(000000–) Hose, Pvc, Brd, 0.75id 1.03od 01.50l	1
13	364896	(000000–) Hose, Pvc, Brd, 0.75id 1.03od 11.00l	1
14	41315	(000000–) Fitting, Plstc, Tee, Bm12/Bm12/Bm12	1
15	364895	(000000–) Hose, Pvc, Brd, 0.75id 1.03od 05.00l	1
16	11399	(000000–) Clamp, Hose, Wormdrive, 0.81–1.50d	6
17	16914	(000000–) Hose, Pvc, Brd, 0.75id 1.00od 2.00l	1

Fig. 35 – Max Pro 1200 (Cylindrical Brush) Solution Valve Group (FaST/ec-H2O)

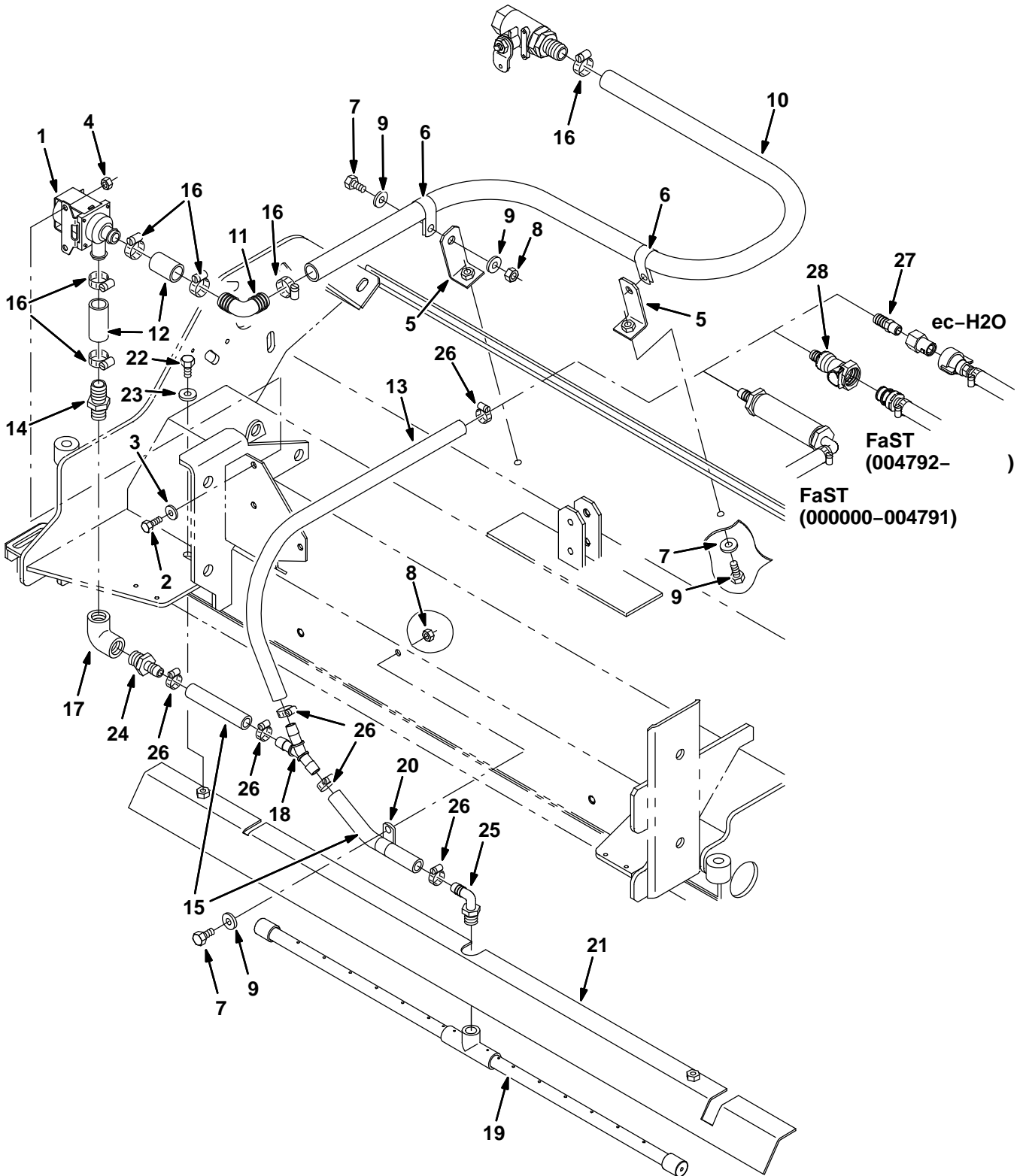


Fig. 35 – Max Pro 1200 (Cylindrical Brush) Solution Valve Group (FaST/ec-H2O)

Ref.	Part No.	Serial Number	Description	Qty.
1	84028	(000000–) Valve, Water	1
2	15678	(000000–) Screw, Hex, M06 X 1.0 X 16, Ss	2
3	01684	(000000–) Washer, Flt, .25 Ss	2
4	08712	(000000–) Nut, Hex, Lock, M06 X 1.0, NI, Ss	2
5	1056873	(000000–) Angle, Iron Gray	2
6	69234	(000000–) Clamp, Cable, Stl, 1.00d X 0.62w, 1h	2
7	15675	(000000–) Screw, Hex, M08 X 1.25 X 16, Ss	5
8	08709	(000000–) Nut, Hex, Lock, M08 X 1.25,NI	3
9	01685	(000000–) Washer, Flt, .31 Ss	7
10	1015045	(000000–) Hose, Afmkt, Pvc, Brd 0.75id 8 Ft	1
11	40566	(000000–) Fitting, Plstc, E90, Bm12/Bm12	3
12	1015048	(000000–) Hose, Afmkt, Pvc, Brd 0.75id 1 Ft	1
13	1011521	(000000–) Hose, Afmkt Replmt, Pvc, Brd 0.50id 2 Ft	1
14	78398	(000000–) Fitting, Plstc, Str, Bm12/Pm08, Nyl	1
15	1011403	(000000–) Hose, Afmkt Replmt, Pvc, Brd 0.50id 1 Ft	1
16	11399	(000000–) Clamp, Hose, Wormdrive, 0.81–1.50d	6
17	79572	(000000–) Fitting, Plstc, E90, Pf08/Pf08	1
18	1010668	(000000–) Fitting, Plstc, Y, Bm08/Bm08/Bm08 Nyl	1
19	1010832	(000000–) Bar Assy, Spray [7300/8300]	1
20	07471	(000000–) Clamp, Cable, Stl, 0.75d X 0.75w, 1h	1
21	1057530	(000000–) Bracket, Bar, Spray, 48.0 [7300/8300]	1
22	49826	(000000–) Screw, Hex, M8 X 1.25 X 16, Ss, NI	2
23	32492	(000000–) Washer, Flat, 0.38 Std	2
24	79273–4	(000000–) Fitting, Plstc, Str, Bm08/Pm08	1
25	64778	(000000–) Fitting, Plstc, E90, Bm08/Pm06	1
26	54333	(000000–) Clamp, Hose, Wormdrive, 0.31–0.88d	6
27	48610	(000000–) Fitting, Plstc, Str, Bm08/Pm04 (ec-H2O)	1
28	1017413	(004792–) Housing, Cplg, Qf / Pm08 (FaST)	1

Fig. 36 – Max Pro 1200 (Cylindrical Brush) Edge Scrub Group

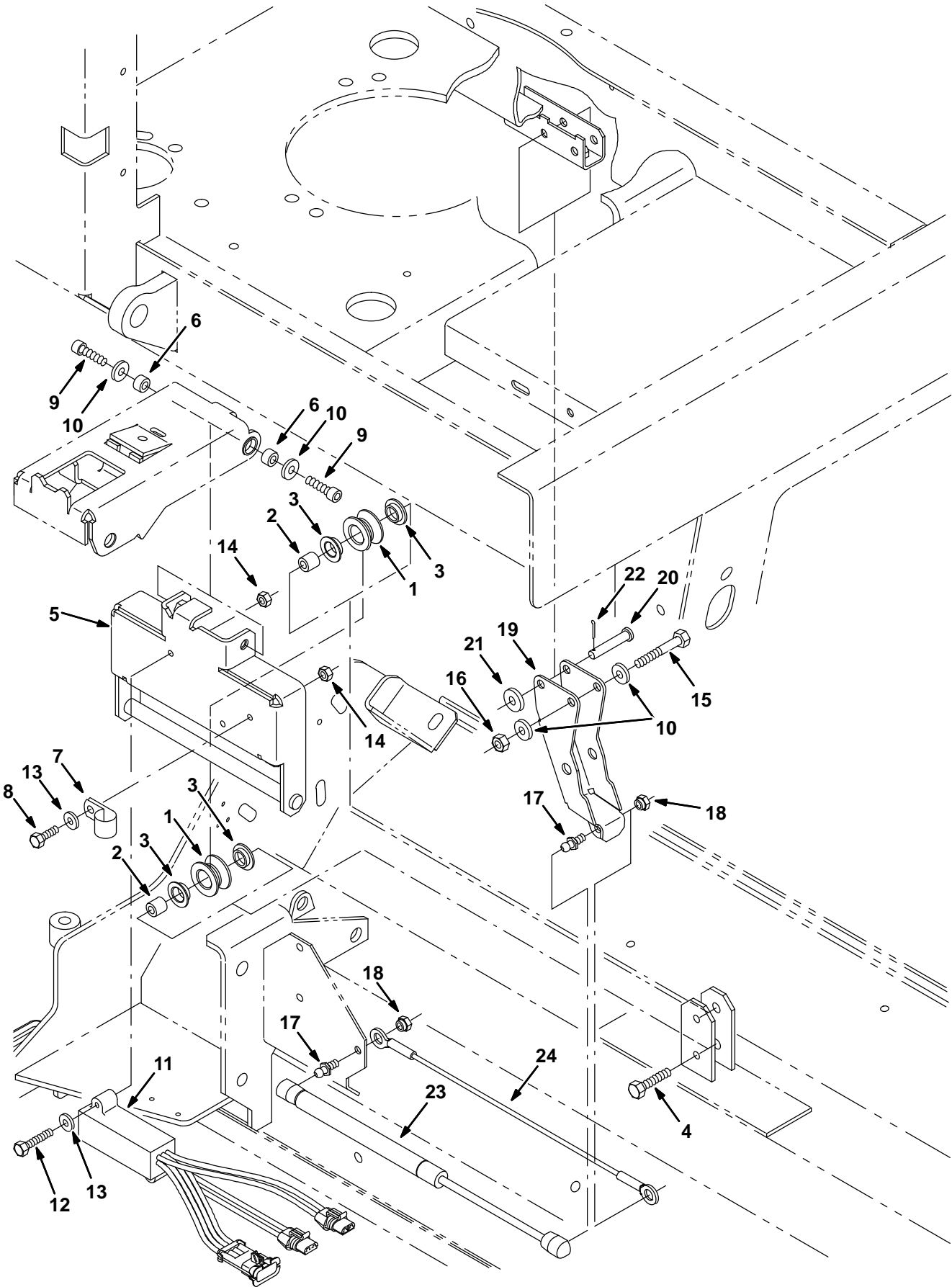


Fig. 36 – Max Pro 1200 (Cylindrical Brush) Edge Scrub Group

Ref.	Part No.	Serial Number	Description	Qty.
1	363120	(000000–)	Roller	2
2	222277	(000000–)	Sleeve	2
3	04843	(000000–)	Bushing, Flng, 0.63b 0.72d 0.25l	4
4	222505	(000000–)	Screw, Hex, M08 X 1.25 X 45, Ss	2
5	1056843	(000000–)	Rail Wldt, Lift, Cyl Head, Iron Gray	1
6	222556	(000000–)	Sleeve	2
7	67767	(000000–)	Clamp, Cable, Stl, 0.69d X 0.62w, 1h	1
8	08716	(000000–)	Screw, Hex, M06 X 1.0 X 20, Ss	1
9	39308	(000000–)	Screw, Soc, M08 X 1.25 X 25, 12.9	2
10	01685	(000000–)	Washer, Flt, .31 Ss	4
11	363237	(000000–)	Shunt, 2Hd Mtrs, Scrub 515, Red	1
12	33930	(000000–)	Screw, Hex, M06 X 1.0 X 40, Ss	2
13	01684	(000000–)	Washer, Flt, .25 Ss	3
14	08712	(000000–)	Nut, Hex, Lock, M06 X 1.0, NI, Ss	3
15	77270	(000000–)	Screw, Hex, M08 X 1.25 X 60, Ss	1
16	08713	(000000–)	Nut, Hex, Lock, M08 X 1.25,NI, Ss	1
17	58494	(000000–)	Stud, Ball, .39d .31–16, Gasspring	2
18	14725	(000000–)	Nut, Retainer, .31–18	2
19	1056845	(000000–)	Arm Wldt, Pivot, Side, Gray [7300/8300]	1
20	29584	(000000–)	Pin, Clevis, 0.37 D X 2.00l	1
21	01686	(000000–)	Washer, Flt, .38 Ss	1
22	39005	(000000–)	Pin, Cotter, .094 X 0.75	1
23	364858	(000000–)	Gasspring, 56lb, 6.3strk	1
24	364404	(000000–)	Cable, .13d, 15.5l, .50eye /.50eye	1

Fig. 37 – Max Pro 1200 (Cylindrical Brush) Right Side Squeegee Group

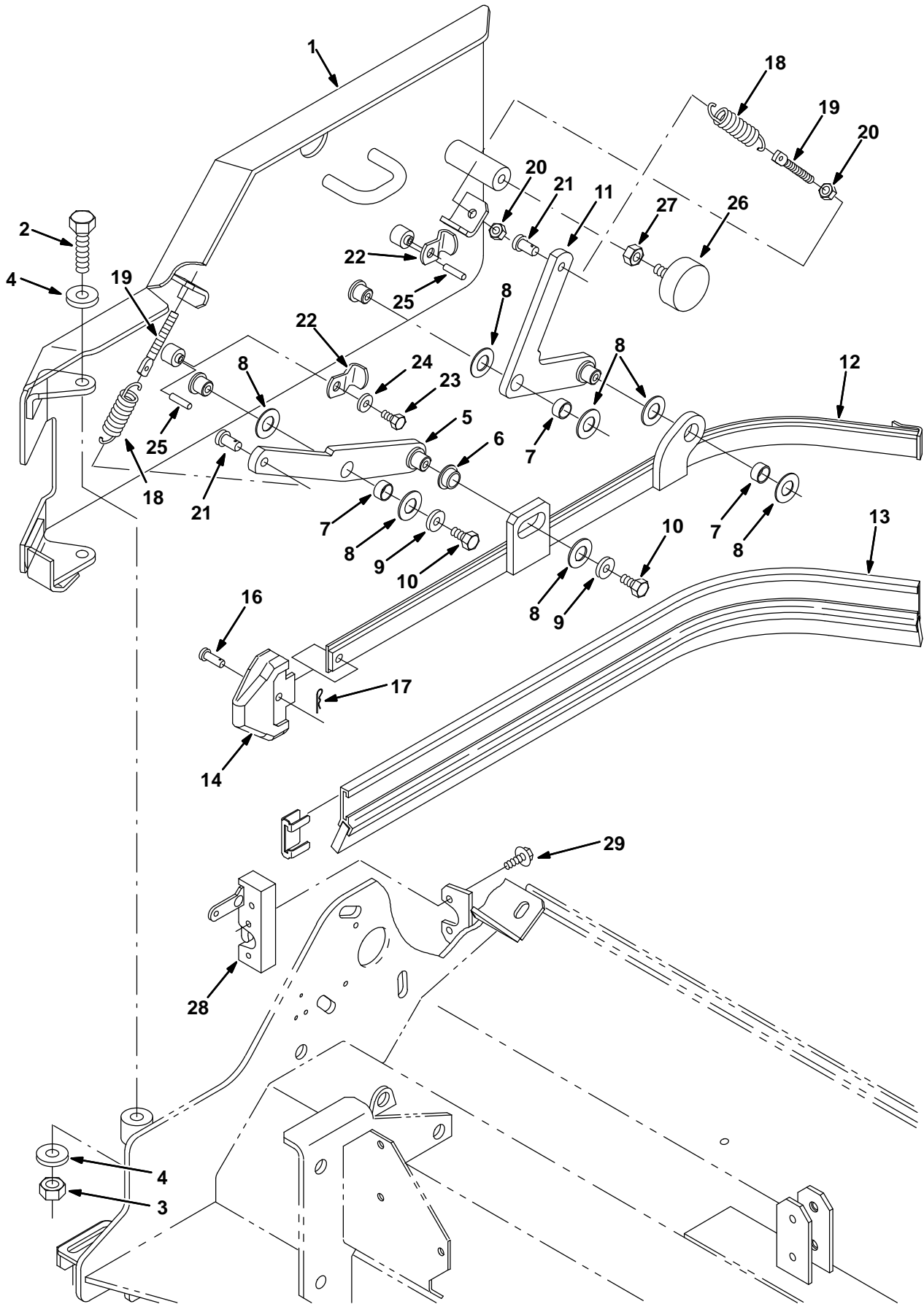


Fig. 37 – Max Pro 1200 (Cylindrical Brush) Right Side Squeegee Group

Ref.	Part No.	Serial Number	Description	Qty.
1	387271	(000000-006999)	Guard Wldt, Rh, [Mp1200]	1
1	1056800	(007000-)	Guard Wldt, Rh, Iron Gray	1
2	09774	(000000-)	Screw, Hex, M12 X 1.75 X 50, Ss	2
3	09741	(000000-)	Nut, Hex, Lock, M12 X 1.75,NI, Ss	2
4	33925	(000000-)	Washer, Flat, M12, 13x24x2.5ss	4
5	386269	(000000-006999)	Arm Wldt, Front, Rh	1
5	1056491	(007000-)	Arm Wldt, Front, Rh, Iron Gray	1
6	25735	(000000-)	Bushing, Flng, 0.63b 0.75d 0.38l	1
7	71607	(000000-)	Bushing, Sleeve, 0.63b 0.72d 0.38l	3
8	64425	(000000-)	Washer, Thrust, 0.61b 1.25d .06, Fgl	7
9	01686	(000000-)	Washer, Flt, .38 Ss	4
10	386868	(000000-)	Screw, Hex, M08x1.25 X12,Ss	4
11	386268	(000000-006999)	Arm Wldt, Rear, Rh	1
11	1056490	(007000-)	Arm Wldt, Rear, Rh, Iron Gray	1
12	386263	(000000-)	Frame Wldt, Sqge, Side, Rh	1
13	386260	(000000-)	Squeegee, Side	1
14	386986	(000000-)	Guide, Point, Side Sqge	1
15	86759	(000000-)	Retainer, Sqge	1
16	386987	(000000-)	Pin, Clevis, 0.31d 0.88l	1
17	08085	(000000-)	Pin, Hair Cotter, 0.31 D .058 Wir	1
18	87816	(000000-)	Spring, Extn, 0.75od X 0.09wir, 2.5l	2
19	386088	(000000-)	Bolt, Eye, M8 X 1.25, 2.75l	2
20	07786	(000000-)	Nut, Hex, Std, M08 X 1.25, Ss	4
21	41305	(000000-)	Pin, Clevis, 0.37 D X 0.75l	2
22	1056875	(000000-)	Arm, Latch	2
23	09744	(000000-)	Screw, Hex, M06 X 1.0 X 12, Ss	2
24	01684	(000000-)	Washer, Flt, .25 Ss	2
25	17404	(000000-)	Pin, Roll, .250 D X 0.75l, .250/.256	2
26	70756	(000000-)	Bumper, Rbr, 2.0d 0.75t .38-16	1
27	01692	(000000-)	Nut, Hex, Std, .38-16, Ss	1
28	72439	(000000-)	Latch	1
29	16949	(000000-)	Screw, Hex, .25-20 X 0.75, Sems	4

Fig. 38 – Max Pro 1200 (Cylindrical Brush) Left Side Squeegee Group

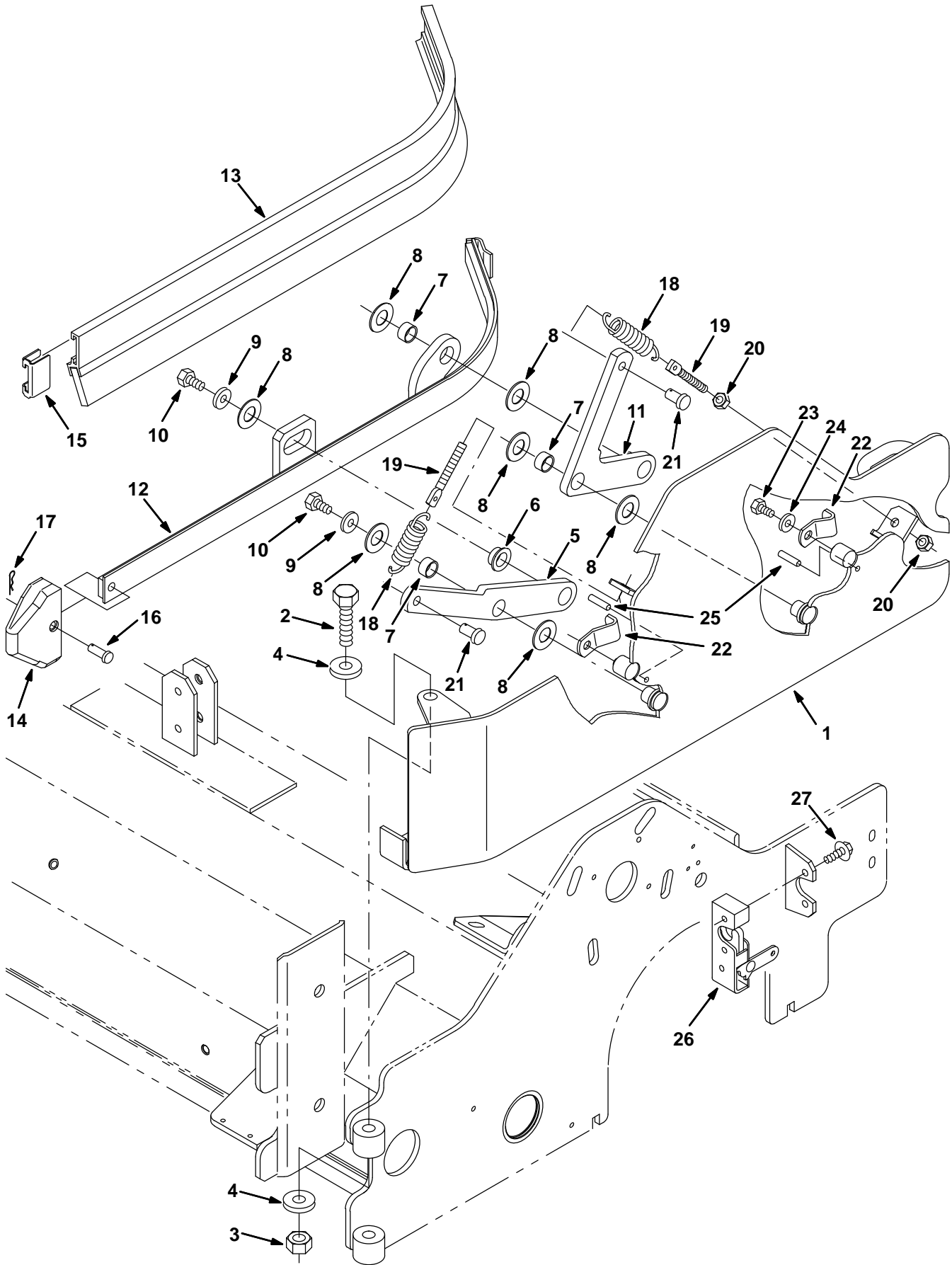


Fig. 38 – Max Pro 1200 (Cylindrical Brush) Left Side Squeegee Group

Ref.	Part No.	Serial Number	Description	Qty.
1	386496	(000000-006999)	Guard Wldt, Lh	1
1	1056495	(007000-)	Guard Wldt, Lh, Iron Gray	1
2	09774	(000000-)	Screw, Hex, M12 X 1.75 X 50, Ss	2
3	09741	(000000-)	Nut, Hex, Lock, M12 X 1.75,Nl, Ss	2
4	33925	(000000-)	Washer, Flat, M12, 13x24x2.5ss	4
5	386276	(000000-006999)	Arm Wldt, Front, Lh	1
5	1056492	(007000-)	Arm Wldt, Rear, Lh, Iron Gray	1
6	25735	(000000-)	Bushing, Flng, 0.63b 0.75d 0.38l	1
7	71607	(000000-)	Bushing, Sleeve, 0.63b 0.72d 0.38l	3
8	64425	(000000-)	Washer, Thrust, 0.61b 1.25d .06, Fgl	7
9	01686	(000000-)	Washer, Flt, .38 Ss	4
10	386868	(000000-)	Screw, Hex, M08x1.25 X12,Ss	4
11	386275	(000000-006999)	Arm Wldt, Rear, Lh	1
11	1056492	(007000-)	Arm Wldt, Rear, Lh, Iron Gray	1
12	386262	(000000-)	Frame Wldt, Sqge, Side, Lh	1
13	386260	(000000-)	Squeegee, Side	1
14	386986	(000000-)	Guide, Point, Side Sqge	1
15	86759	(000000-)	Clip, Sqge	1
16	386987	(000000-)	Pin, Clevis, 0.31d 0.88l	1
17	08085	(000000-)	Pin, Hair Cotter, 0.31 D .058 Wir	1
18	87816	(000000-)	Spring, Extn, 0.75od X 0.09wir, 2.5l	2
19	386088	(000000-)	Bolt, Eye, M8 X 1.25, 2.75l	2
20	07786	(000000-)	Nut, Hex, Std, M08 X 1.25, Ss	4
21	41305	(000000-)	Pin, Clevis, 0.37 D X 0.75l	2
22	1056875	(000000-)	Arm, Latch, Iron Gray	2
23	09744	(000000-)	Screw, Hex, M06 X 1.0 X 12, Ss	2
24	01684	(000000-)	Washer, Flt, .25 Ss	2
25	17404	(000000-)	Pin, Roll, .250 D X 0.75l, .250/.256	2
26	59661	(000000-)	Latch	1
27	16949	(000000-)	Screw, Hex, .25-20 X 0.75, Sems	4

Fig. 39 – Max Pro 1200 (Cylindrical Brush) Debris Tray Group

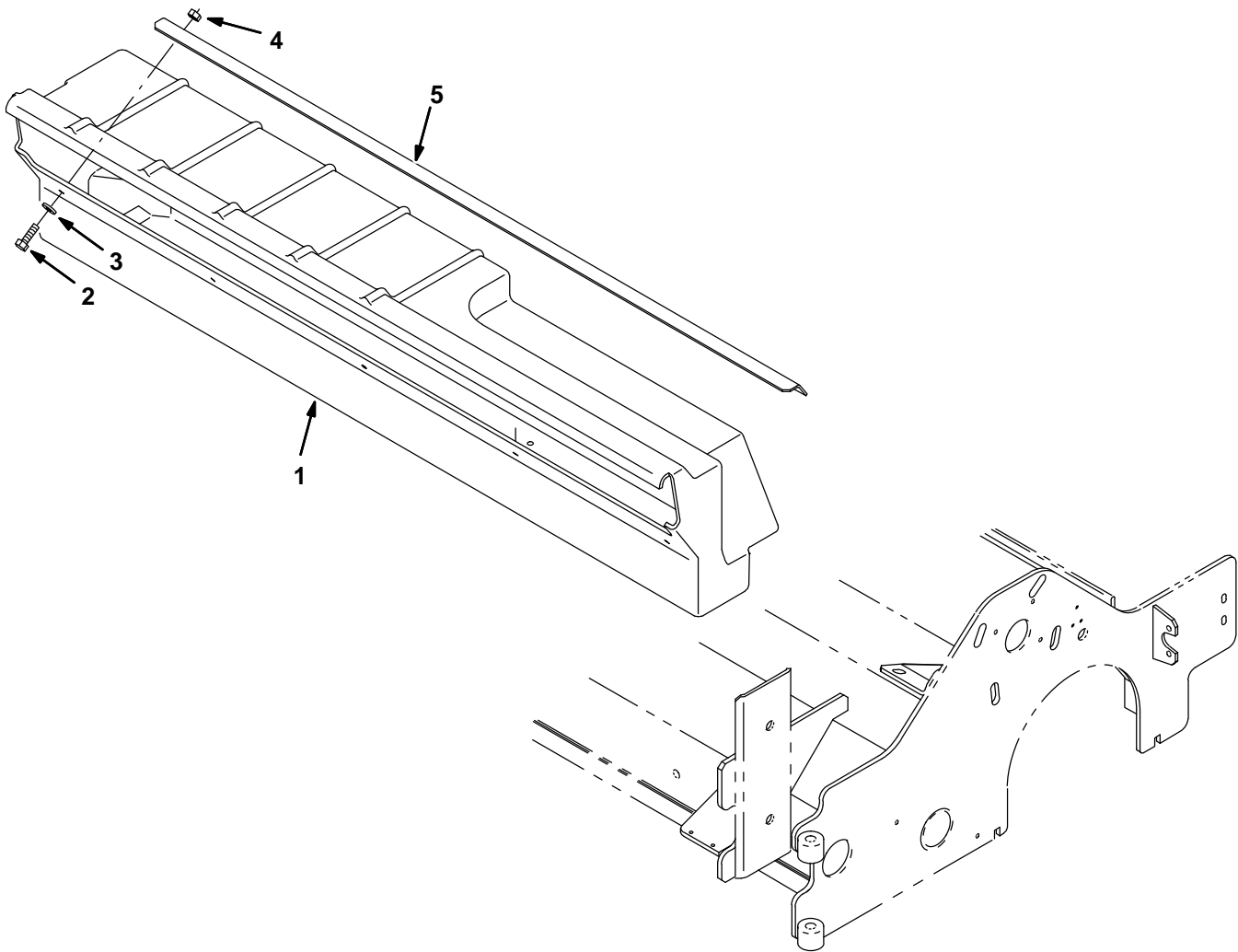


Fig. 39 – Max Pro 1200 (Cylindrical Brush) Debris Tray Group

Ref.	Part No.	Serial Number	Description	Qty.
1	387672	(000000–) Tray, Debris, 48L, W/Holes	1
2	08716	(000000–) Screw, Hex, M6X1.0X20, Ss	5
3	01684	(000000–) Washer, Flat, 0.25 Ss	5
4	08712	(000000–) Nut, Hex, Lock, M6X1.0, Ss, NI	5
5	1057527	(000000–) Angle, Iron Gray	1

Fig. 40 – Max Pro 1200 (Cylindrical Brush) Vacuumized Debris Tray Group

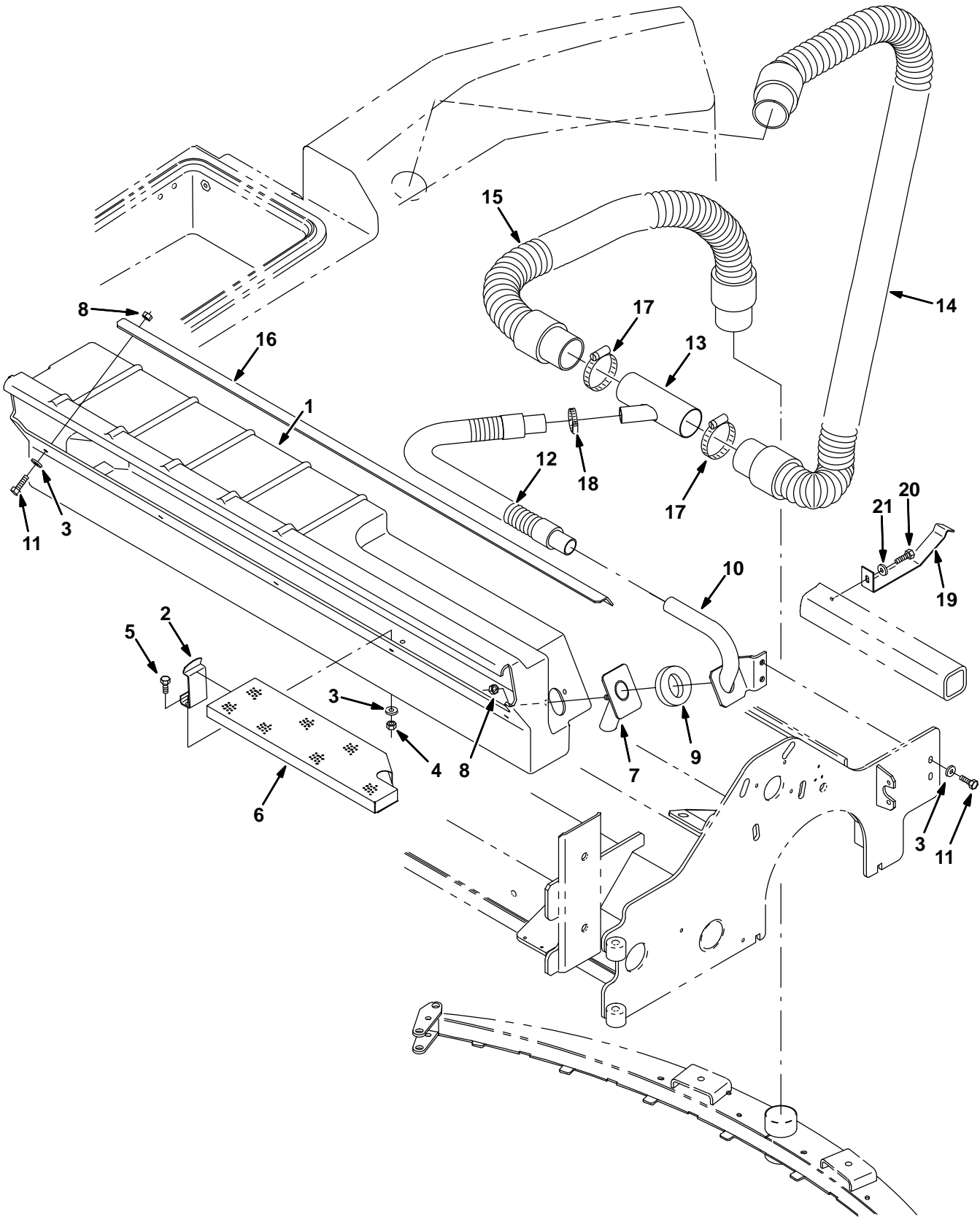


Fig. 40 – Max Pro 1200 (Cylindrical Brush) Vacuumized Debris Tray Group

Ref.	Part No.	Serial Number	Description	Qty.
1	386513	(000000–) Tray, Debris, 48.0l	1
2	87244	(000000–) Clip, Spring, Prop Arm	1
3	01684	(000000–) Washer, Flt, .25 Ss	14
4	08712	(000000–) Nut, Hex, Lock, M06 X 1.0, NI, Ss	2
5	09744	(000000–) Screw, Hex, M06 X 1.0 X 12, Ss	2
6	386500	(000000–) Screen Wldt	1
7	1057520	(000000–) Tube Wldt, Vacuum, Scrbr Head, Iron Gray	1
8	08712	(000000–) Nut, Hex, Lock, M06 X 1.0, NI, Ss	7
9	386504	(000000–) Gasket, Foam	1
10	1057521	(000000–) Tube Wldt, Upper, Iron Gray	1
11	08716	(000000–) Screw, Hex, M06 X 1.0 X 20, Ss	7
12	222788	(000000–003545) Hose Assy, W/2cuff, 1.0d, 23l	1
12	387517	(003546–) Hose Assy, W/2cuff, 1.0d, 41l	1
13	386518	(000000–) Tube Wldt	1
14	386514	(000000–003545) Hose, Vacuum, 58.5l	1
14	1005133	(003546–) Hose Assy, W/2cuff, 2.0d 75l	1
15	387256	(000000–003545) Hose, Vacuum, 35.0l	1
15	1005135	(003546–) Hose Assy, W/2cuff, 2.0d 26l	1
16	1057527	(000000–) Angle, Iron Gray	1
17	14432	(000000–) Clamp, Hose, Wormdrive, 1.81–2.75d	2
18	11399	(000000–) Clamp, Hose, Wormdrive, 0.81–1.50d	1
19	1002464	(003546–) Bracket, Tube , Tee	1
20	361339	(003546–) Screw, Hex, M 6 X 1.0 X 16, Fmg	1
21	32483	(003546–) Washer, Flat, 0.25 Sae	1

Fig. 41 - ES Pump Group

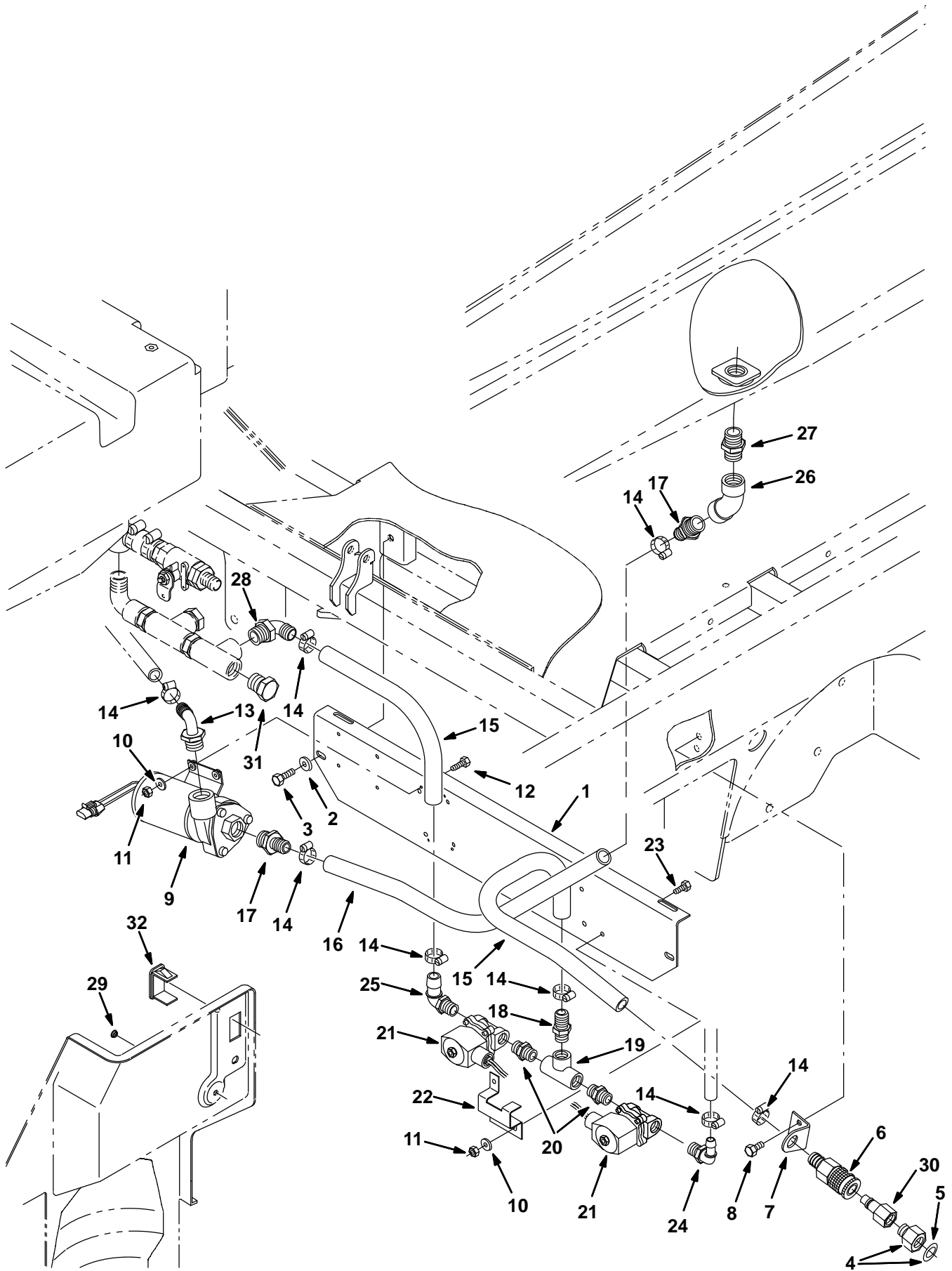


Fig. 41 – ES Pump Group

NOTE: ES Kit, TENNANT Part Number 386557, includes Fig. 41, Fig. 42, and Fig. 43.

Ref.	Part No.	Serial Number	Description	Qty.
1	1056864	(000000–) Angle, Mtg, Es, Iron Gray	1
2	01685	(000000–) Washer, Flt, .31 Ss	2
3	09010	(000000–) Screw, Hex, M08 X 1.25 X 25, Ss	2
▽	4	375322	(000000–) Kit, Fitting, Garden Hose	1
▲	5	01316	(000000–) Washer, Rbr, .12 0.66b 1.00d	1
6	24105	(000000–) Fitting, Brs, Qdc, Bm12/Qf08	1
7	1056866	(000000–) Bracket, Mtg, Es, Iron Gray	1
8	15675	(000000–) Screw, Hex, M08 X 1.25 X 16, Ss	2
9	369865	(000000–) Pump, Solution, Impeller, 36vdc	1
10	01684	(000000–) Washer, Flt, .25 Ss	7
11	08712	(000000–) Nut, Hex, Lock, M06 X 1.0, NI, Ss	7
12	09007	(000000–) Screw, Hex, M06 X 1.0 X 25, Ss	4
13	73468	(000000–) Fitting, Plstc, E90, Bm10/Pm12	1
14	63810	(000000–) Clamp, Hose, Wormdrive, 0.56–1.06d	8
15	1015047	(000000–) Hose, Afmkt, Pvc, Brd, 0.75ld, 02Ft, Clr	2
16	1006410	(000000–) Hose, Afmkt, Pvc, Brd, 0.75ld, 03Ft, Clr	1
17	79273–2	(000000–) Fitting, Plstc, Str, Bm12/Pm12	2
18	78398	(000000–) Fitting, Plstc, Str, Bm12/Pm08	1
19	79497	(000000–) Fitting, Plstc, Tee, Pf08/Pf08/Pf08	1
20	86508	(000000–) Fitting, Plstc, Str, Pm08/Pm08	2
21	41410	(000000–) Valve, Solenoid, 36vdc	2
22	1056839	(000000–) Bracket, Sppt, Auto Fill, Iron Gray	1
23	15678	(000000–) Screw, Hex, M06 X 1.0 X 16, Ss	3
24	63244–1	(000000–) Fitting, Plstc, E90, Bm08/Pm08	1
25	63244–2	(000000–) Fitting, Plstc, E90, Bm12/Pm08	1
26	10575	(000000–) Fitting, Plstc, E45, Pf12/Pf12	1
27	24544	(000000–) Fitting, Plstc, Str, Pm12/Pm12	1
28	14877	(000000–) Fitting, Plstc, E90, Bm12/Pm12	1
29	33807	(000000–) Plug, Hole, Rnd, 0.44h .03–.12, Blk Nyl	1
30	33295	(000000–) Fitting, Qm, Male	1
31	75611	(000000–) Fitting, Plstc, Plug, Pm12	1
32	398501	(000000–) Plug, Hole, Rt, Rocker Switch, .87 X 1.7	1

Fig. 42 – ES Tank Goup

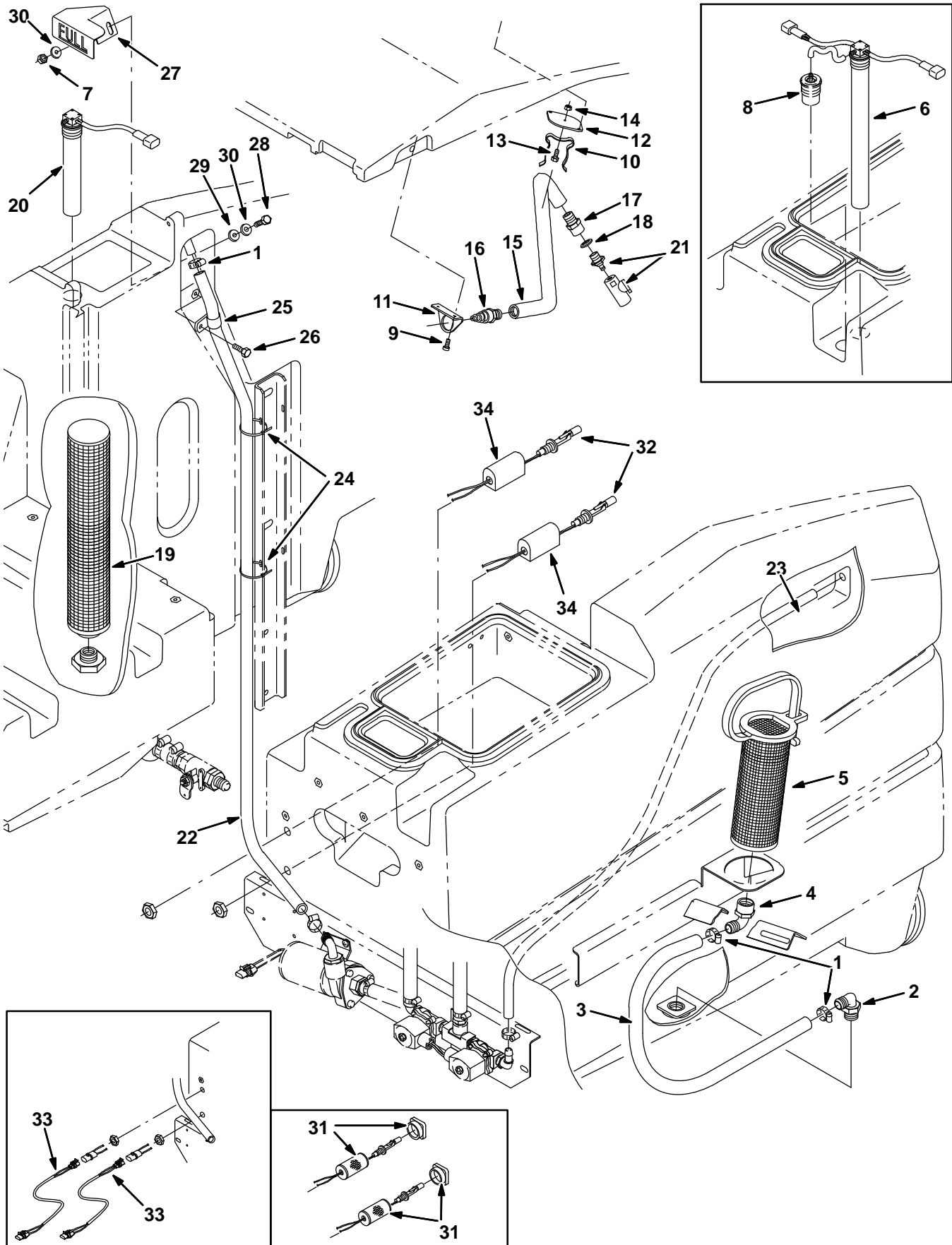


Fig. 42 - ES Tank Group

NOTE: ES Kit, TENNANT Part Number 386557, includes Fig. 41, Fig. 42, and Fig. 43.

Ref.	Part No.	Serial Number	Description	Qty.
1	63810	(000000-) Clamp, Hose, Wormdrive, 0.56-1.06d, .56w	3
2	14877	(000000-) Fitting, Plstc, E90, Bm12/Pm12	2
3	387266	(000000-) Hose, Vyl, Brd, .75id 28.0l	1
4	24543	(000000-) Fitting, Plstc, E90, Bm12/Pf12	1
5	386652	(000000-) Strainer, Pump, Es	1
6	1072879	(000000-003426) Switch, Press, Dual, 02Pf 14 Inch Tube	1
7	08713	(000000-) Nut, Hex, Lock, M08 X 1.25,NI, Ss	1
8	13292	(000000-003426) Hose, Vacuum, 0.16id X 05.0l	1
9	360943	(000000-) Screw, Pan, #10-14 X 0.75, F/ Plstc	4
10	67004	(000000-) Clip, Finger Grip	1
11	1056923	(000000-) Angle, Wand, Clean-Out, Iron Gray	1
12	1056924	(000000-) Plate, Wand, Clean-Out, Iron Gray	1
13	09206	(000000-) Screw, Hex, M04 X 0.7 X 12, 8.8	1
14	02850	(000000-) Nut, Hex, Lock, M04 X 0.7, NI	1
15	387109	(000000-) Wand, Clean-Out	1
16	387159	(000000-) Nozzle, Water	1
17	387160	(000000-) Fitting, Plstc, Str, 08pmtxgarden	1
18	387161	(000000-) Washer, Rbr, .68idx1.0od	1
19	387045	(000000-) Strainer, Tank, Solution	1
20	1072875	(000000-) Switch, Press, 3.0Inch 02Pf 08 Inch Tube	1
21	382991	(000000-) Valve, Flow Control, Hose Adapter	1
22	387236	(000000-) Hose, Vyl, Brd, .62id 55.0l	1
23	375308	(000000-) Hose, Pvc, Clr, 0.50id 0.69od 50.00l	1
24	49266	(000000-) Tie, Cable, Nyl, 07.3l .19w 1.8 Max D	2
25	69234	(000000-) Clamp, Cable, Stl, 1.00d X 0.62w, 1h	1
26	49826	(000000-) Screw, Hex, M08 X 1.25 X 16, Ss, NI	1
27	387061	(000000-) Bracket, Full	1
28	09011	(000000-) Screw, Hex, M08 X 1.25 X 30, Ss	1
29	63416	(000000-) Washer, 0.31b 0.88d .12, Rbr	1
30	01685	(000000-) Washer, Flt, .31 Ss	2
31	375302	(003427-004029) Strainer, Soltn, Switch Guard (Repl By 1019285)	2
32	222822	(003427-003859) Sensor, Level, Liquid [Magnetic]	2
32	385685	(003860-) Sensor, Level, Liquid [Magnetic]	2
33	369766	(003427-003859) Harness, Sensor, Jumper	2
34	1019285	(004030-) Bracket, Protector, Float Switch	2

Fig. 43 - ES Drain Assembly

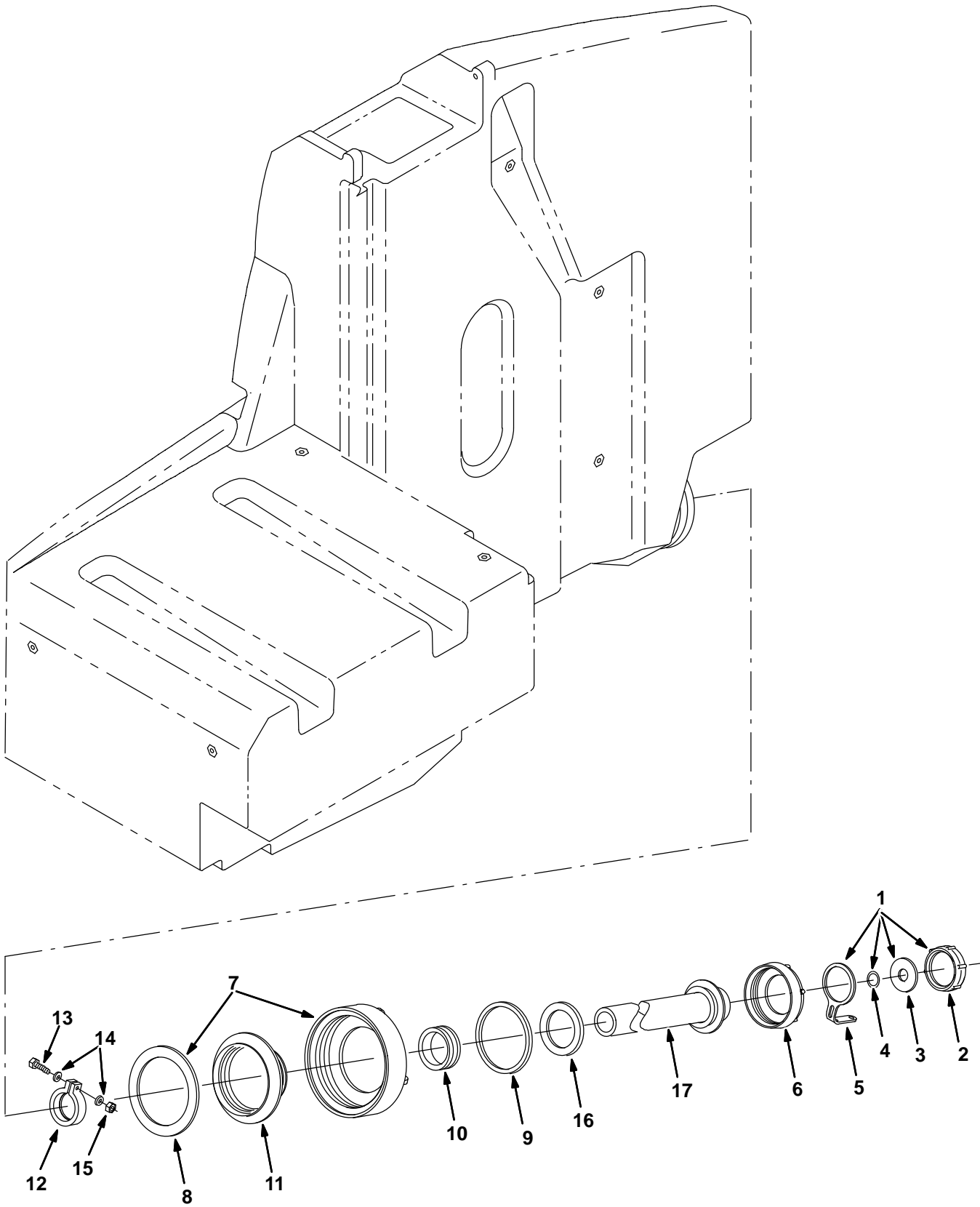


Fig. 43 - ES Drain Assembly

NOTE: ES Kit, TENNANT Part Number 386557, includes Fig. 41, Fig. 42, and Fig. 43.

	Ref.	Part No.	Serial Number	Description	Qty.
▽		387467	(000000-) Kit, Drain Hose, Solution Side	1
▲▽	1	32501	(000000-) Kit, Cap, Drain	1
▲▲	2	32613	(000000-) Cap, Tank, Drain, 2.25 Thread Pye	1
▲▲	3	32614	(000000-) Gasket, Cap	1
▲▲	4	32669	(000000-) Ring, Retaining, Ext, 0.75d, Ss	1
▲▲	5	32508	(000000-) Strap	1
▲	6	14880	(000000-) Cap, Tank, Drain, 3.85 Thread Pye	1
▲▽	7	24358	(000000-) Cap, Tank	1
▲▲	8	1031699	(000000-) Gasket, .19, 4.05id 5.29od [Buna]	1
▲	9	79320	(000000-) Gasket, Cap, Drain	1
▲	10	41421	(000000-) Seal	1
▲	11	14864	(000000-) Cover, Insert	1
▲	12	41454	(000000-) Clamp, Hose, Plstc, 1.60d X 0.62w	1
▲	13	12316	(000000-) Screw, Hex, M05 X 0.8 X 25, Ss	1
▲	14	01683	(000000-) Washer, Flt, #10 Ss	1
▲	15	09739	(000000-) Nut, Hex, Lock, M05 X 0.8, NI, Ss	1
▲	16	41451	(000000-) Gasket, Lid	1
▲	17	386423	(000000-) Hose Assy, Drain	1

Fig. 44 - ec-H2O Solution Pump Group

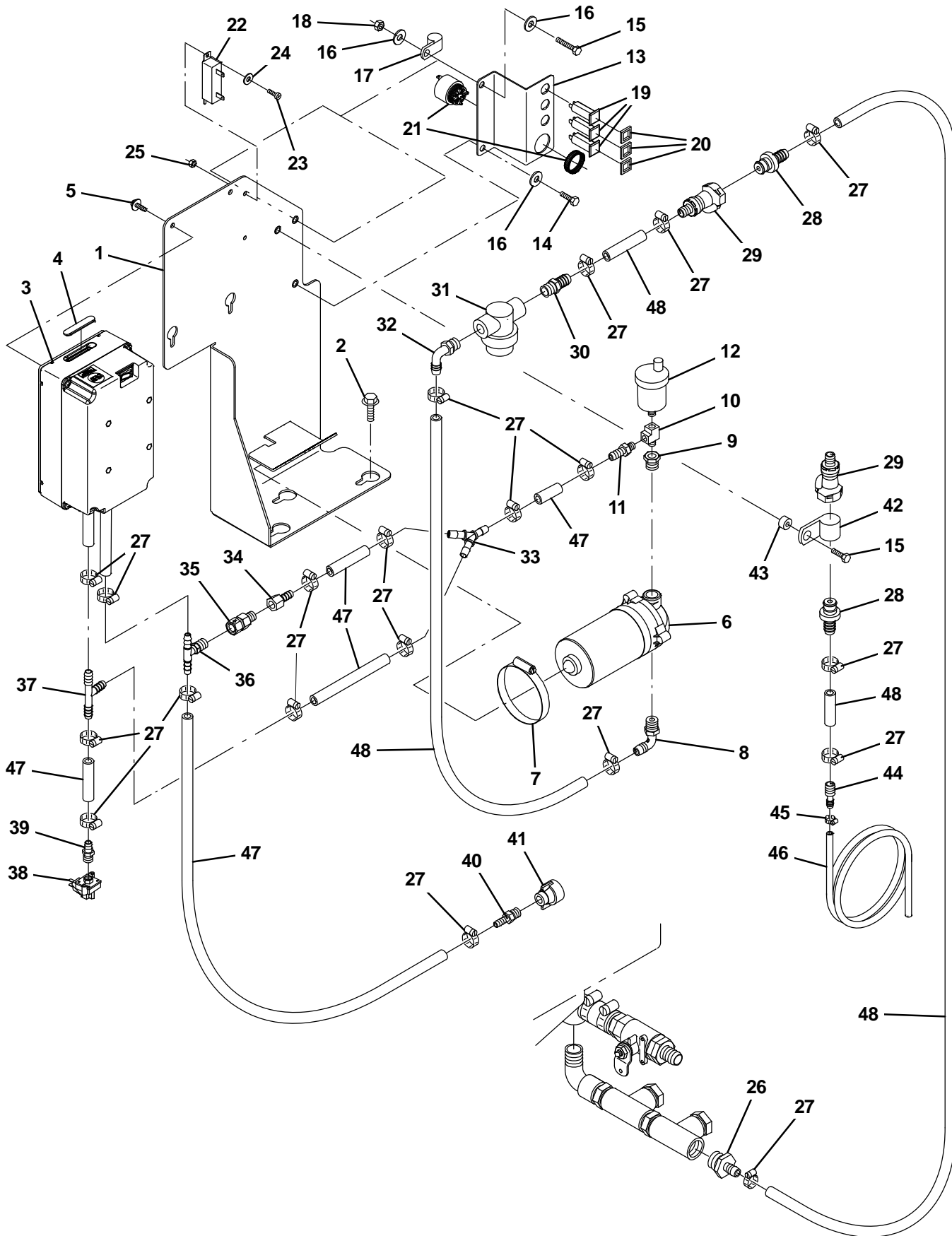


Fig. 44 – ec-H2O Solution Pump Group

Ref.	Part No.	Serial Number	Description	Qty.
1	1055336	(000000–) Bracket Wldt, Module	1
2	1037346	(000000–) Screw, Hex, M8 X 1.25 X 25, 9.8, Sems	3
3	9006270	(000000–) Module Kit, Replmt [ec-H2O] (See Breakdowns)	1
4	1054776	(000000–) Grommet, Blind	1
5	1040467	(000000–) Screw, Hex, M6 X 1.00 X 20, 9.8, Sems	4
6	1005866	(000000–) Pump, Soltn, Ele, 36vdc (See Breakdowns)	1
7	17188	(000000–) Clamp, Hose, Wormdrive, 2.50–3.50d, .50w	1
8	64778	(000000–) Fitting, Plstc, E90, Bm08/Pm06	1
9	24698	(000000–) Fitting, Brs, Str, Pf02/Pm06	1
10	26426	(000000–) Fitting, Brs, Tee, Pf02/Pf02/Pm02, Run	1
11	1005375	(000000–) Fitting, Plstc, Str, Bm06/Pm02, Nyl	1
12	1017386	(000000–) Valve, Vent, Air, Float Type	1
13	1052683	(000000–) Bracket, Component	1
14	16735	(000000–) Screw, Hex, M8 X 1.25 X 16, 8.8	1
15	76570	(000000–) Screw, Hex, M8 X 1.25 X 30, 8.8	2
16	32490	(000000–) Washer, Flat, 0.25, Std	3
17	82829	(000000–) Clamp, Cable, Stl, 0.63d X 0.75w, 1hole	1
18	08709	(000000–) Nut, Hex, Lock, M8 X 1.25, NI	1
19	1064183	(000000–) Circuitbreaker, 02.0A, Resetable	3
20	1064191	(000000–) Boot, Circuitbreaker	3
21	1052726	(000000–) Alarm, 9–48vdc, 95 Db(A) [Ec-H2O]	1
22	1056416	(000000–) Resistor, 011.00 Ohm, 0040Watt [5%]	1
23	12312	(000000–) Screw, Hex, M5 X 0.80 X 12, 8.8	2
24	01683	(000000–) Washer, Flat, 10, Ss	2
25	07789	(000000–) Nut, Hex, Flng, M5 X 0.80	2
26	79273–1	(000000–) Fitting, Plstc, Str, Bm08/Pm12	1
27	43844	(000000–) Clamp, Hose, Wormdrive, 0.25–0.62D, .31W	18
28	1017415	(000000–) Insert, Cplg, Qm, Bm08	2
29	1017413	(000000–) Housing, Cplg, Qf / Pm08	2
30	64743	(000000–) Fitting, Plstc, Str, Bm08/Pm06	1
31	1005302	(000000–) Filter, In-Line, Pf06/Pf06 080mesh 02.6l	1
32	64778	(000000–) Fitting, Plstc, E90, Bm08/Pm06	1
33	1017255	(000000–) Fitting, Plstc, Y, Bm06/Bm06/Bm06, Nyl	1
34	150511	(000000–) Fitting, Brs, Str, Bm06/Pf04	1
35	1055255	(000000–) Valve, Check, 0030psi Pm04/Pf04	1
36	1052832	(000000–) Fitting, Plstc, Tee, Bm05/Bm05/Pm04	1
37	87173	(000000–) Fitting, Plstc, Tee, Bm06/Bm06/Bm06	1
38	1055254	(000000–) Switch, Press, 25 Psi, Pm02	1
39	150016	(000000–) Fitting, Brs, Str, Bm06/Pf02, Spl	1
40	1052017	(000000–) Fitting, Plstc, Str, Bm05/Pm04	1
41	1043866	(000000–) Fitting Assy, Qdc, Pf04	1
42	40678–1	(000000–) Clamp, Cable, Stl, 0.88d X 0.62w, 1hole	1
43	360352	(000000–) Tube, 0.34id 0.62od 00.2l, Stl	1
44	630164	(000000–) Fitting, Plstc, Str, Bm04/Bm08	1
45	43844	(000000–) Clamp, Hose, Wormdrive, 0.25–0.62d, .31w	1
46	1011411	(000000–) Hose, Afmkt, Pvc, Brd, 0.25id, 03ft	1
47	1052336	(000000–) Hose, Afmkt, Pvc, Brd, 0.31id, 03Ft, Clr	1
48	1011412	(000000–) Hose, Afmkt, Pvc, Brd, 0.50id, 08ft, Clr	1

Fig. 45 – ec-H2O Switch and Label Group

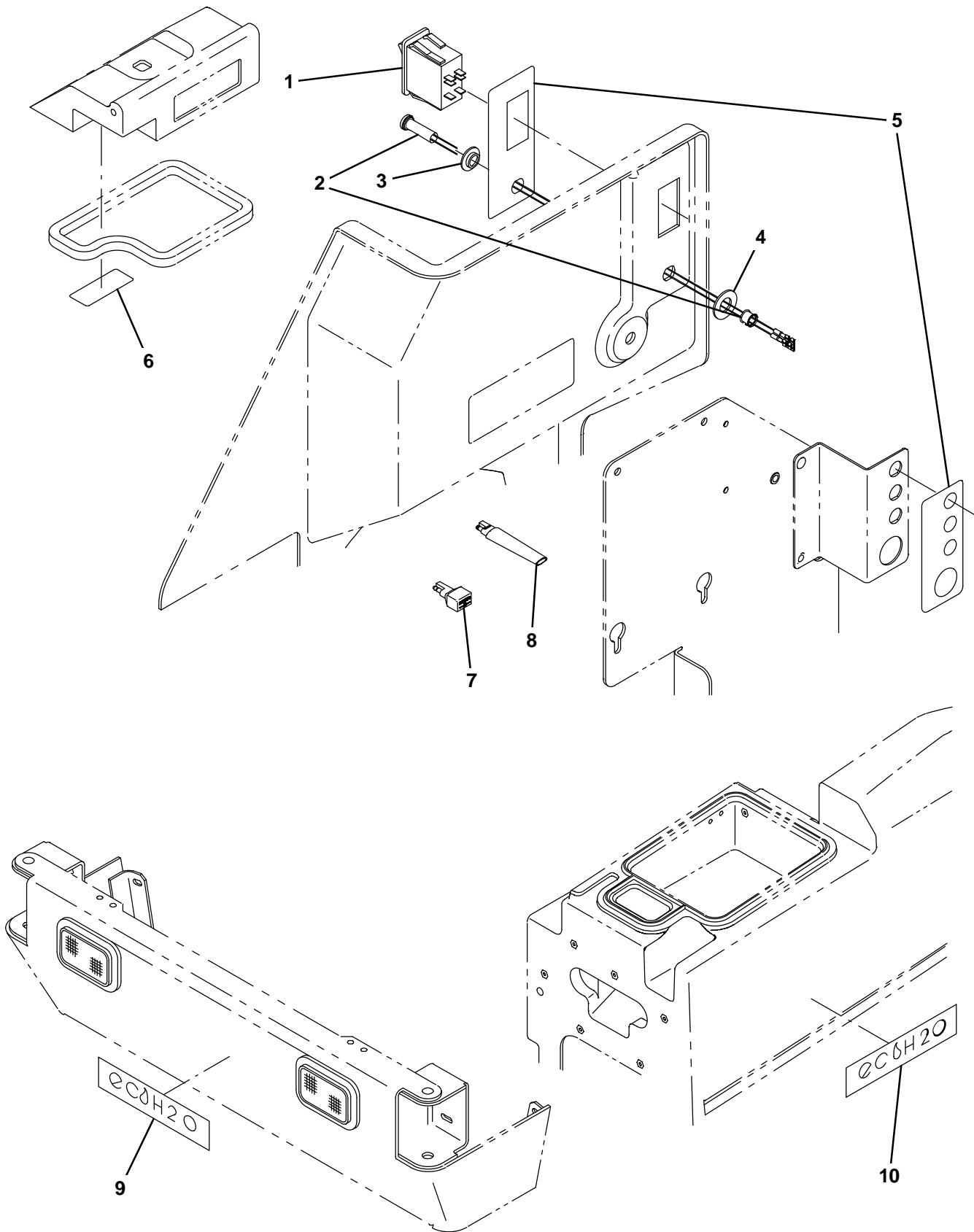
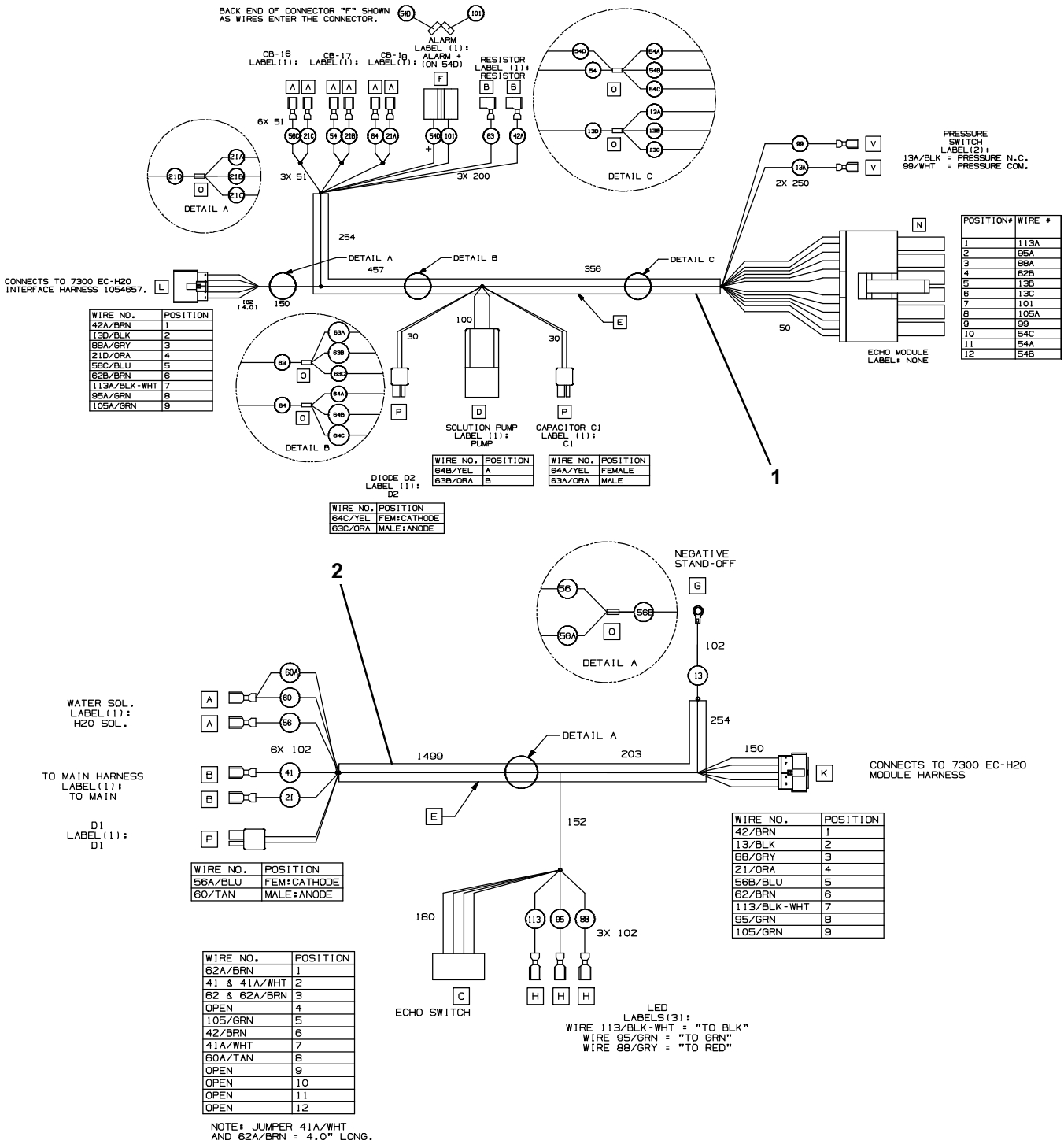


Fig. 45 – ec-H20 Switch and Label Group

Ref.	Part No.	Serial Number	Description	Qty.
1	377084	(000000–) Switch, Rocker, Prgrsv	1
2	1041822	(000000–) Light, Led, .312d, 2 Volt [Tri-Color]	1
3	1055883	(000000–) Bushing, Light, Led	1
4	43454	(000000–) Washer, Flat, 0.34b 0.69d .06, Nyl	1
5	1056331	(000000–) Label Set, Opertnl [7300 ec-H2O]	1
6	1050003	(000000–) Label [User, Attention, Ec-H2o]	1
7	222290	(000000–) Diode, Ele, Plug	1
8	1040868	(000000–) Capacitor, Plug [.01 Uf, 200v]	1
9	1052755	(000000–) Label, Front [Ec-H2o, T15]	1
10	1056944	(000000–) Label, Tank [ec-H20]	2

Fig. 46 – ec-H2O Wire Harnesses Group



354909

Ref.	Part No.	Serial Number	Description	Qty.
1	1050664	(000000-)) Harness, Wire [7300 Ec-H2o, Module]	1
2	1054657	(000000-)) Harness, Wire [7300, Ec-H2o Interface]	1

Fig. 47 – ec-H20 Install Kits

Ref.	Part No.	Serial Number	Description	Qty.
1	9006106	(000000–) Ec-H2o Kit, Cylrcl, 1000mm, Ci [73/8300]	1
2	9006107	(000000–) Ec-H2o Kit, Cylrcl, 1200mm, Ci[73/8300]	1
2	9006108	(000000–) Ec-H2o Kit, Disk, Ci [7300/8300]	1

Fig. 48 – Positive Solution Control Drain Kit, Recovery Tank (000000–006999)

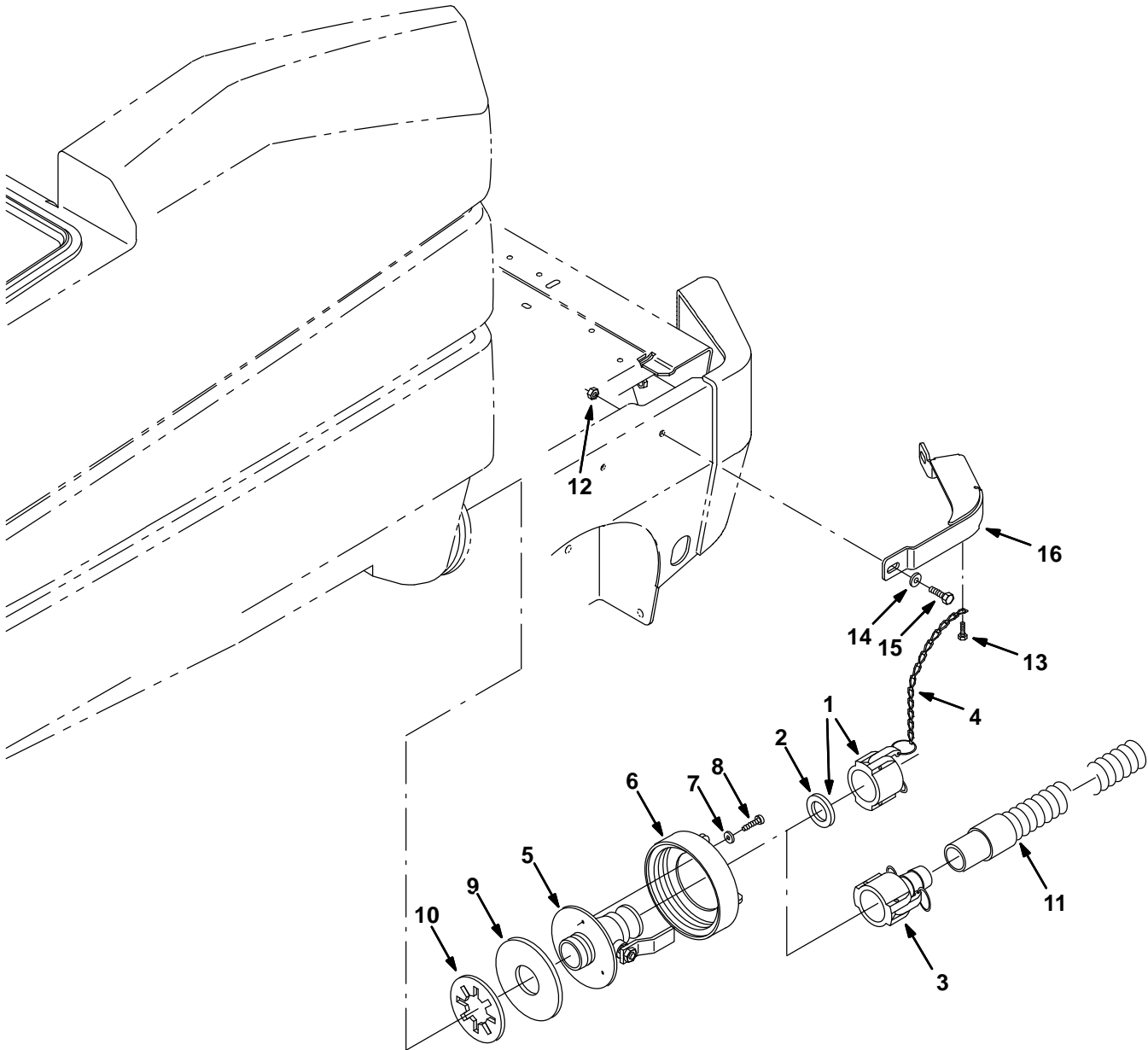


Fig. 48 – Positive Solution Control Drain Kit, Recovery Tank (000000–006999)

	Ref.	Part No.	Serial Number	Description	Qty.
▽		387127	(000000–006999)	Kit, Ci, Drain, Soltn, Pos, Cntrl, Recvy	1
▲▽		387221	(000000–006999)	Cap Assy	1
▲▲	1	48733	(000000–006999)	Cap, Dust	1
▲▲	2	371905	(000000–006999)	Gasket, Cap, Dust	1
▲	3	48734	(000000–006999)	Fitting, Coupler, Hose, Shank, Fem	1
▲	4	19903	(000000–006999)	Chain, Sash, #35, 07.2l 13 Link	1
▲	5	1049269	(000000–006999)	Valve, Ball, Drain, 1.50ID, Ss, Rwk	1
▲	6	23456	(000000–006999)	Cap, Tank, Drain, 6.17 Thread Pye	1
▲	7	01684	(000000–006999)	Washer, Flt, .25 Ss	3
▲	8	09744	(000000–006999)	Screw, Hex, M6 X 1.00 X 12, Ss	3
▲	9	1031700	(000000–006999)	Gasket, .19, 2.00Id 5.38OD [BUNA]	1
▲	10	20932	(000000–006999)	Washer, Polye	1
▲	11	75635	(000000–006999)	Hose Assy, W/1cuff, 1.5d 120l 1.5/	1
▲	12	07792	(000000–006999)	Nut, Hex, Flng, M10 X 1.5	2
▲	13	74455	(000000–006999)	Screw, Hex, M6 X 1.0 X 12, Fmg	1
▲	14	32492	(000000–006999)	Washer, Flt, .38 Std	2
▲	15	39284	(000000–006999)	Screw, Hex, M10 X 1.5 X 35, 8.8	2
▲	16	387213	(000000–006999)	Bumper, Posi Drain, Recvy Side	1

Fig. 49 – Positive Solution Control Drain Kit, Recovery Tank (007000–)

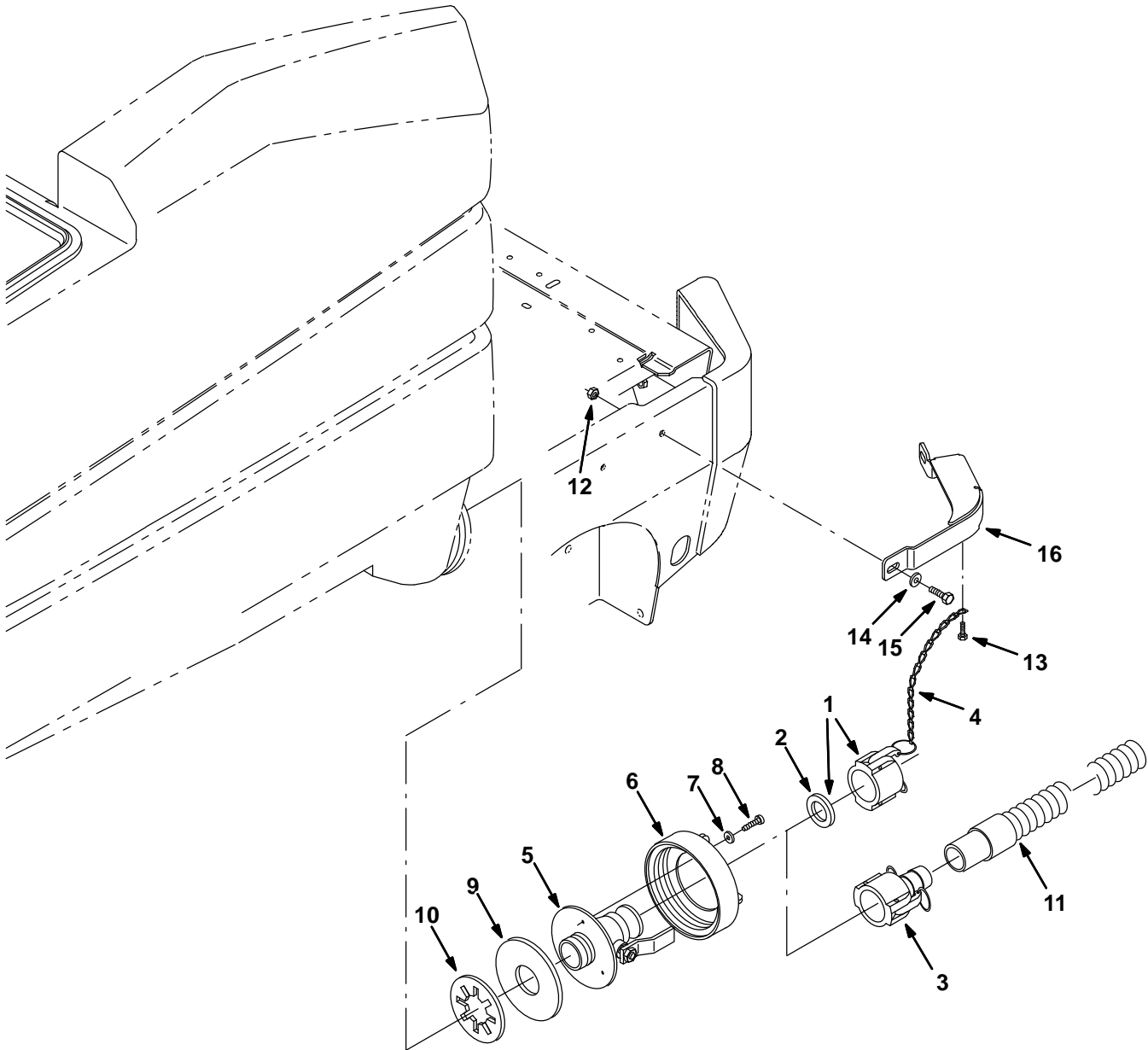


Fig. 49 – Positive Solution Control Drain Kit, Recovery Tank (007000–)

	Ref.	Part No.	Serial Number	Description	Qty.
▽		9006940	(007000–)	Drain Kit, Gray, Ci [Posi Cntrl/Recvy]	1
▲▽		387221	(007000–)	Cap Assy	1
▲▲	1	48733	(007000–)	Cap, Dust	1
▲▲	2	371905	(007000–)	Gasket, Cap, Dust	1
▲	3	48734	(007000–)	Fitting, Coupler, Hose, Shank, Fem	1
▲	4	19903	(007000–)	Chain, Sash, #35, 07.2l 13 Link	1
▲	5	1049269	(007000–)	Valve, Ball, Drain, 1.50ID, Ss, Rwk	1
▲	6	23456	(007000–)	Cap, Tank, Drain, 6.17 Thread Pye	1
▲	7	01684	(007000–)	Washer, Flt, .25 Ss	3
▲	8	09744	(007000–)	Screw, Hex, M6 X 1.00 X 12, Ss	3
▲	9	1031700	(007000–)	Gasket, .19, 2.00Id 5.38OD [BUNA]	1
▲	10	20932	(007000–)	Washer, Polye	1
▲	11	75635	(007000–)	Hose Assy, W/1cuff, 1.5d 120l 1.5/	1
▲	12	07792	(007000–)	Nut, Hex, Flng, M10 X 1.5	2
▲	13	74455	(007000–)	Screw, Hex, M6 X 1.0 X 12, Fmg	1
▲	14	32492	(007000–)	Washer, Flt, .38 Std	2
▲	15	39284	(007000–)	Screw, Hex, M10 X 1.5 X 35, 8.8	2
▲	16	1056799	(007000–)	Bumper, Side, Recvy, Gray [Posi Drain]	1

Fig. 50 – Positive Solution Control Drain Kit, Solution Tank (000000–006999)

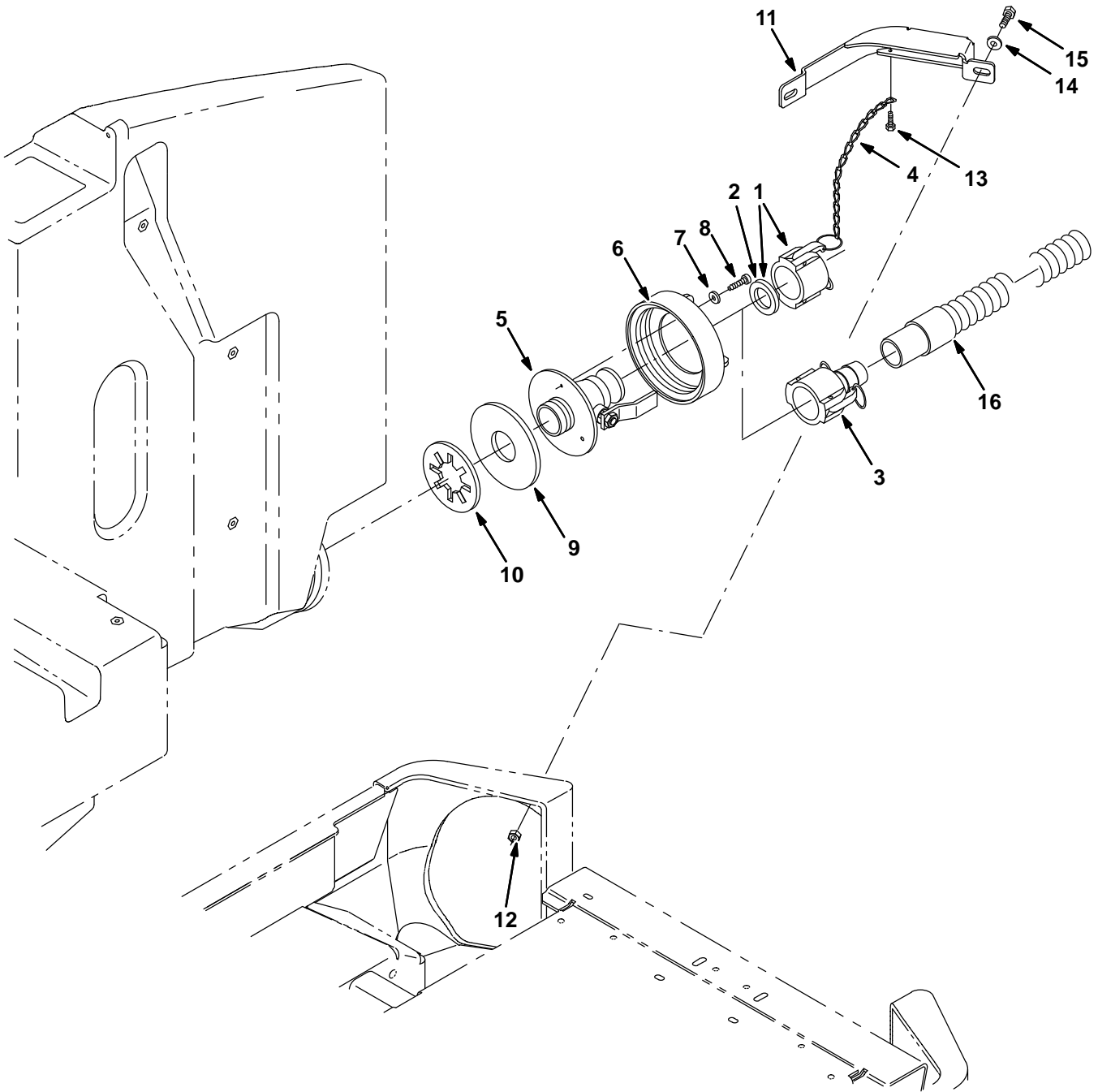


Fig. 50 – Positive Solution Control Drain Kit, Solution Tank (000000–006999)

	Ref.	Part No.	Serial Number	Description	Qty.
▽		387483	(000000–006999)	Kit, Ci, Drain, Soltn, Pos Cntrl, Soltn	1
▲▽	1	48733	(000000–006999)	Cap, Dust	1
▲▲	2	371905	(000000–006999)	Gasket, Cap, Dust	1
▲	3	48734	(000000–006999)	Fitting, Coupler, Hose, Shank, Fem	1
▲	4	19903	(000000–006999)	Chain, Sash, #35, 07.2l 13 Link	1
▲	5	1049269	(000000–006999)	Valve, Ball, Drain, 1.50ID, Ss, Rwk	1
▲	6	23456	(000000–006999)	Cap, Tank, Drain, 6.17 Thread Pye	1
▲	7	01684	(000000–006999)	Washer, Flt, .25 Ss	3
▲	8	09744	(000000–006999)	Screw, Hex, M6 X 1.00 X 12, Ss	3
▲	9	1031700	(000000–006999)	Gasket, .19, 2.00ld 5.38OD [BUNA]	1
▲	10	20932	(000000–006999)	Washer, Polye	1
▲	11	387126	(000000–006999)	Bumper, Posi Drain, Recvy Side	1
▲	12	07792	(000000–006999)	Nut, Hex, Flng, M10 X 1.5	2
▲	13	74455	(000000–006999)	Screw, Hex, M6 X 1.0 X 12, Fmg	1
▲	14	32492	(000000–006999)	Washer, Flt, .38 Std	2
▲	15	39284	(000000–006999)	Screw, Hex, M10 X 1.5 X 35, 8.8	2
▲	16	75635	(000000–006999)	Hose Assy, W/1cuff, 1.5d 120l 1.5/	1

Fig. 51 – Positive Solution Control Drain Kit, Solution Tank (007000-)

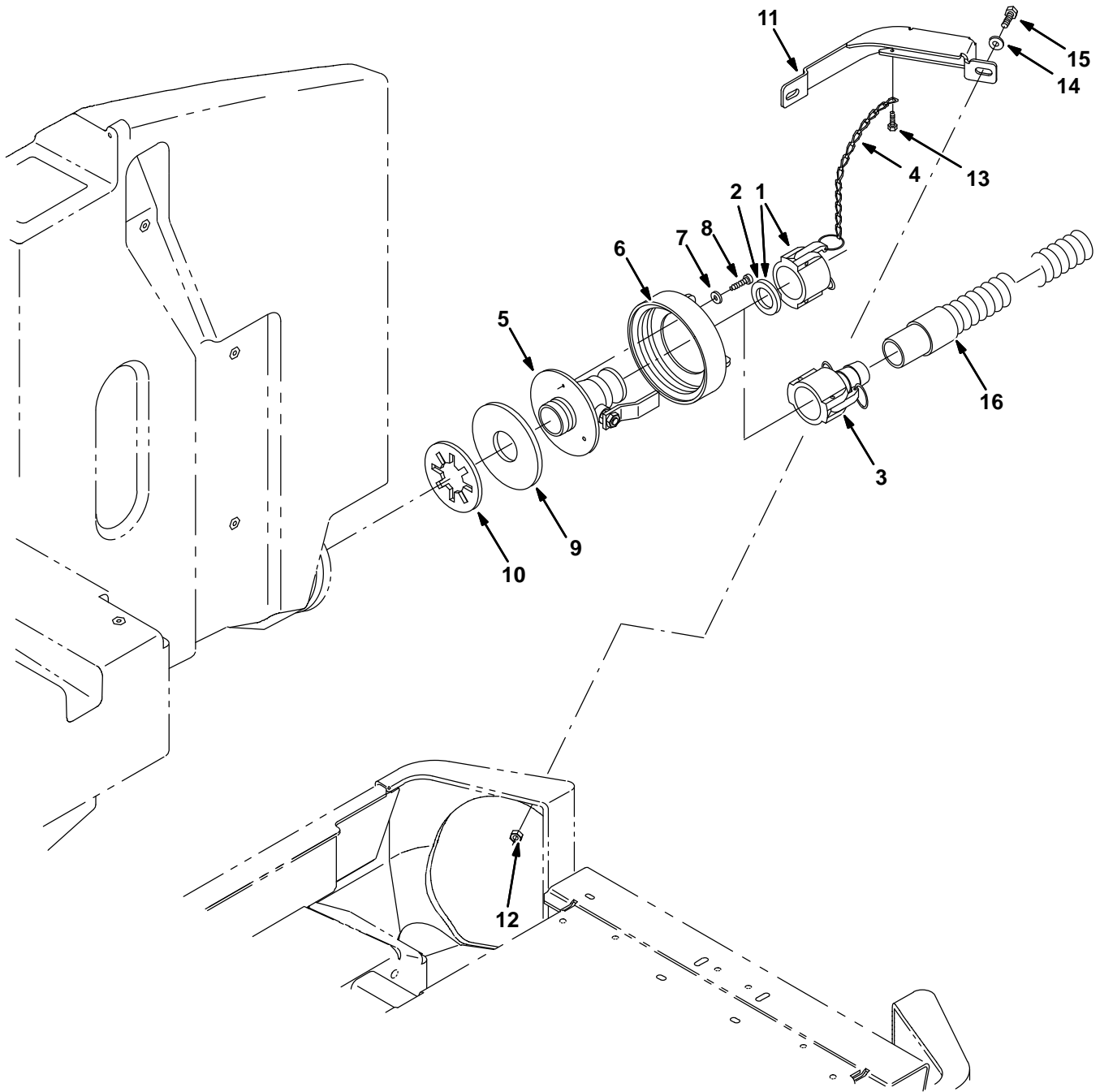


Fig. 51 – Positive Solution Control Drain Kit, Solution Tank (007000–)

Ref.	Part No.	Serial Number	Description	Qty.
▽	9006959	(007000–)	Drain Kit, Gray, Ci [Posi Cntrl/Soltn]	1
▲▽	1 48733	(007000–)	Cap, Dust	1
▲▲	2 371905	(007000–)	Gasket, Cap, Dust	1
▲	3 48734	(007000–)	Fitting, Coupler, Hose, Shank, Fem	1
▲	4 19903	(007000–)	Chain, Sash, #35, 07.2l 13 Link	1
▲	5 1049269	(007000–)	Valve, Ball, Drain, 1.50ID, Ss, Rwk	1
▲	6 23456	(007000–)	Cap, Tank, Drain, 6.17 Thread Pye	1
▲	7 01684	(007000–)	Washer, Flt, .25 Ss	3
▲	8 09744	(007000–)	Screw, Hex, M6 X 1.00 X 12, Ss	3
▲	9 1031700	(007000–)	Gasket, .19, 2.00ld 5.38OD [BUNA]	1
▲	10 20932	(007000–)	Washer, Polye	1
▲	11 1056796	(007000–)	Bumper, Side, Soltn, Gray [Posi Drain]	1
▲	12 07792	(007000–)	Nut, Hex, Flng, M10 X 1.5	2
▲	13 74455	(007000–)	Screw, Hex, M6 X 1.0 X 12, Fmg	1
▲	14 32492	(007000–)	Washer, Flt, .38 Std	2
▲	15 39284	(007000–)	Screw, Hex, M10 X 1.5 X 35, 8.8	2
▲	16 75635	(007000–)	Hose Assy, W/1cuff, 1.5d 120l 1.5/	1

Fig. 52 – Low Water Level Kit

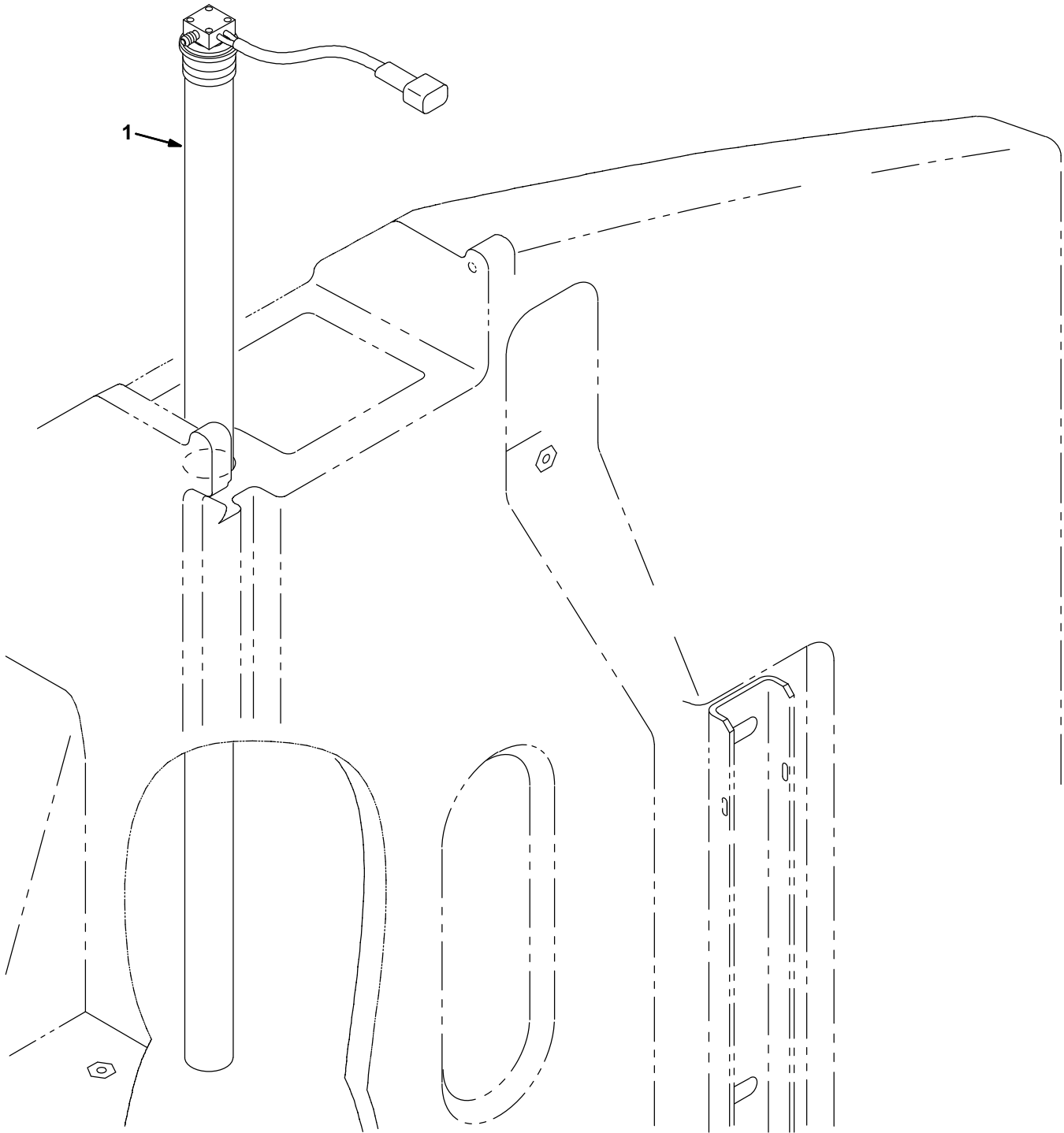


Fig. 52 – Low Water Level Kit

	Ref.	Part No.	Serial Number	Description	Qty.
▽		387003	(000000–) Kit, Ci, Indicator, Low Water Level	1
▲	1	375431	(000000–) Kit, Replmt, Press Switch/34" Tube	1

Fig. 53 – Detergent Metering Kit

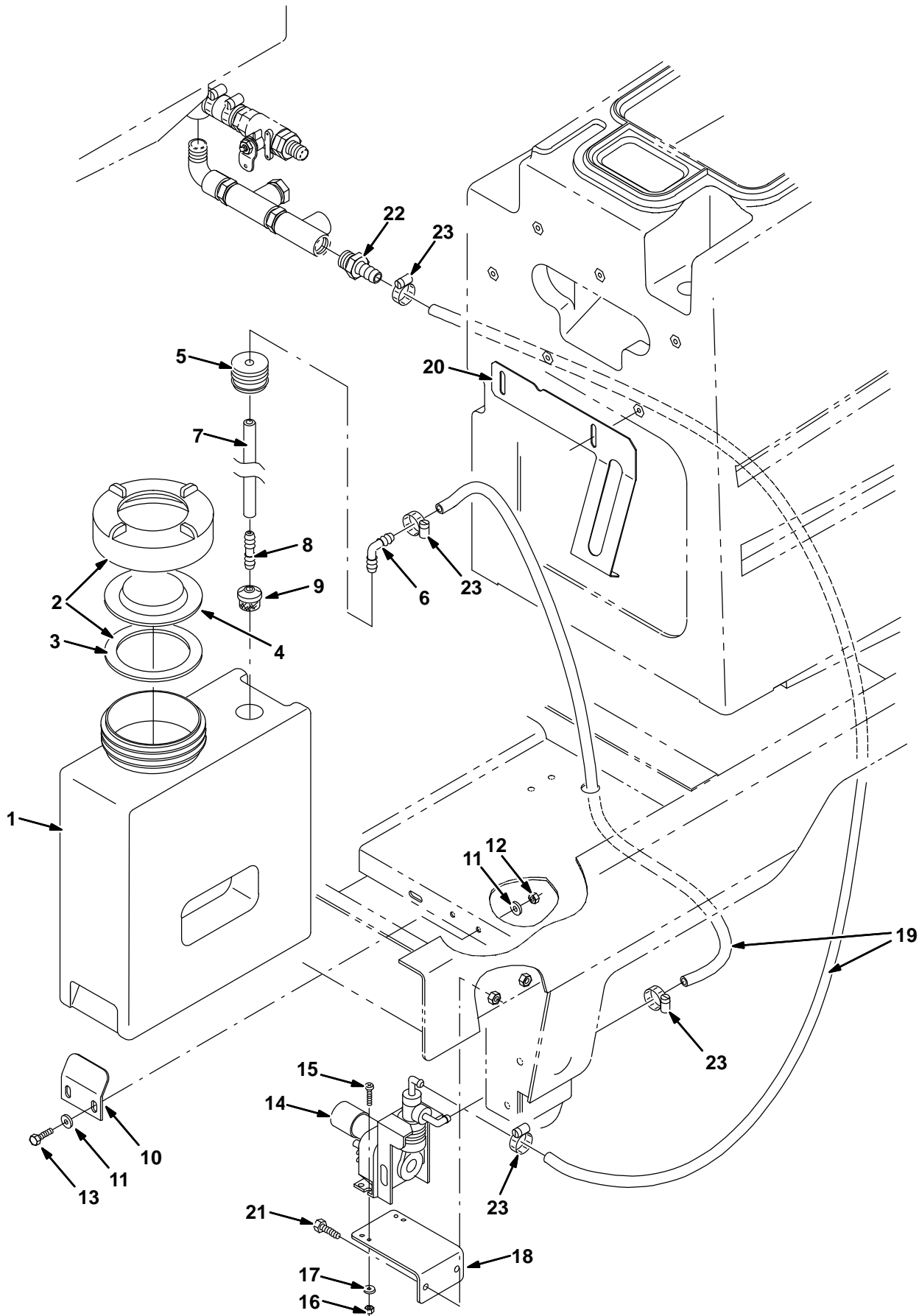


Fig. 53 – Detergent Metering Kit

	Ref.	Part No.	Serial Number	Description	Qty.
▽		386482	(000000–) Kit, Ci, Detgt Metering	1
▲	1	386163	(000000–) Tank, Detergent	1
▲▽	2	24358	(000000–) Cap, Tank	1
▲▲	3	1031699	(000000–) Gasket, .19, 4.05id 5.29od [Buna]	1
▲	4	86636	(000000–) Cover, Tank	1
▲	5	20944	(000000–) Grommet, Pye, 0.37id, F/ 1.5h, .13matl	2
▲	6	20951	(000000–) Fitting, Plstc, E90, 06bm/06bm	1
▲	7	382452	(000000–) Hose, Pvc, Brd, 0.38id 0.60od 15.00l	1
▲	8	20950	(000000–) Fitting, Plstc, Str, Bm06/Bm06	1
▲	9	20952	(000000–) Screen, Pump	1
▲	10	1056867	(000000–) Plate, Mtg, Tank, Detgt, Iron Gray	1
▲	11	01685	(000000–) Washer, Flt, .31 Ss	4
▲	12	08713	(000000–) Nut, Hex, Lock, M08 X 1.25,NI, Ss	2
▲	13	09023	(000000–) Screw, Hex, M08 X 1.25 X 35, Ss	2
▲	14	386364	(000000–) Pump, Detgt, 36vdc (See Breakdown)	1
▲	15	12323	(000000–) Screw, Pan, M04 X 0.7 X 20, Ss	4
▲	16	33932	(000000–) Nut, Hex, Lock, M04 X 0.7, NI, Ss	4
▲	17	41579	(000000–) Washer, Flt, #08 Ss	4
▲	18	1056872	(000000–) Angle, Mtg, Pump, Detgt, Iron Gray	1
▲	19	1014976	(000000–) Hose, Afmkt, Pvc, Brd, 0.38ld, 08Ft, Clr	2
▲	20	386432	(000000–) Bracket, Retaining, Tank, Detgt	1
▲	21	09023	(000000–) Screw, Hex, M08 X 1.25 X 35, Ss	2
▲	22	73467	(000000–) Fitting, Plstc, Str, Bm06/Pm12	1
▲	23	43844	(000000–) Clamp, Hose, Wormdrive, 0.25–0.62d	4

Fig. 54 – Power Wand Hose Assembly

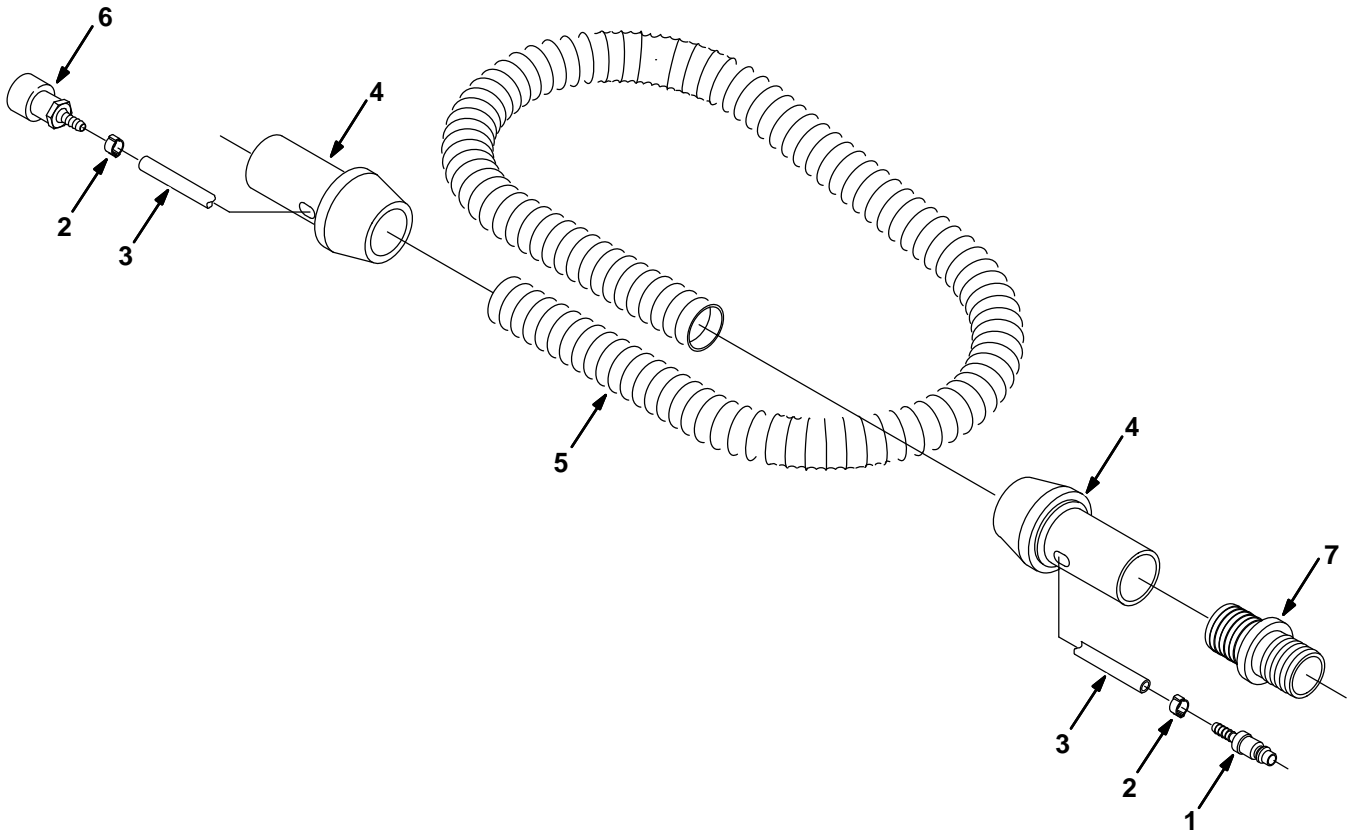


Fig. 54 – Power Wand Hose Assembly

NOTE: Power Wand Kit, (000000–006999) Part Number 387147, includes; Fig. 54, Fig. 55, Fig. 56, and Fig. 57.
 NOTE: Power Wand Kit (007000–), Part Number 9006944, includes; Fig. 54, Fig. 55, Fig. 56, and Fig. 57.

	Ref.	Part No.	Serial Number	Description	Qty.
▽		65341	(000000–)	Hose Assembly	1
▲	1	578318000	(000000–)	Fitting, Quick Disconnect	1
▲	2	578160000	(000000–)	Clamp, Hose	2
▲	3	578820000	(000000–)	Hose	1
▲	4	578072000	(000000–)	Cuff, Swivel	2
▲	5	578276000	(000000–)	Hose, Vacuum	1
▲	6	578071000	(000000–)	Fitting, Quick Disconnect	1
	7	48609	(000000–)	Fitting, Plstc, Str, Bm24/Bm32	1

Fig. 55 – Power Wand Assembly

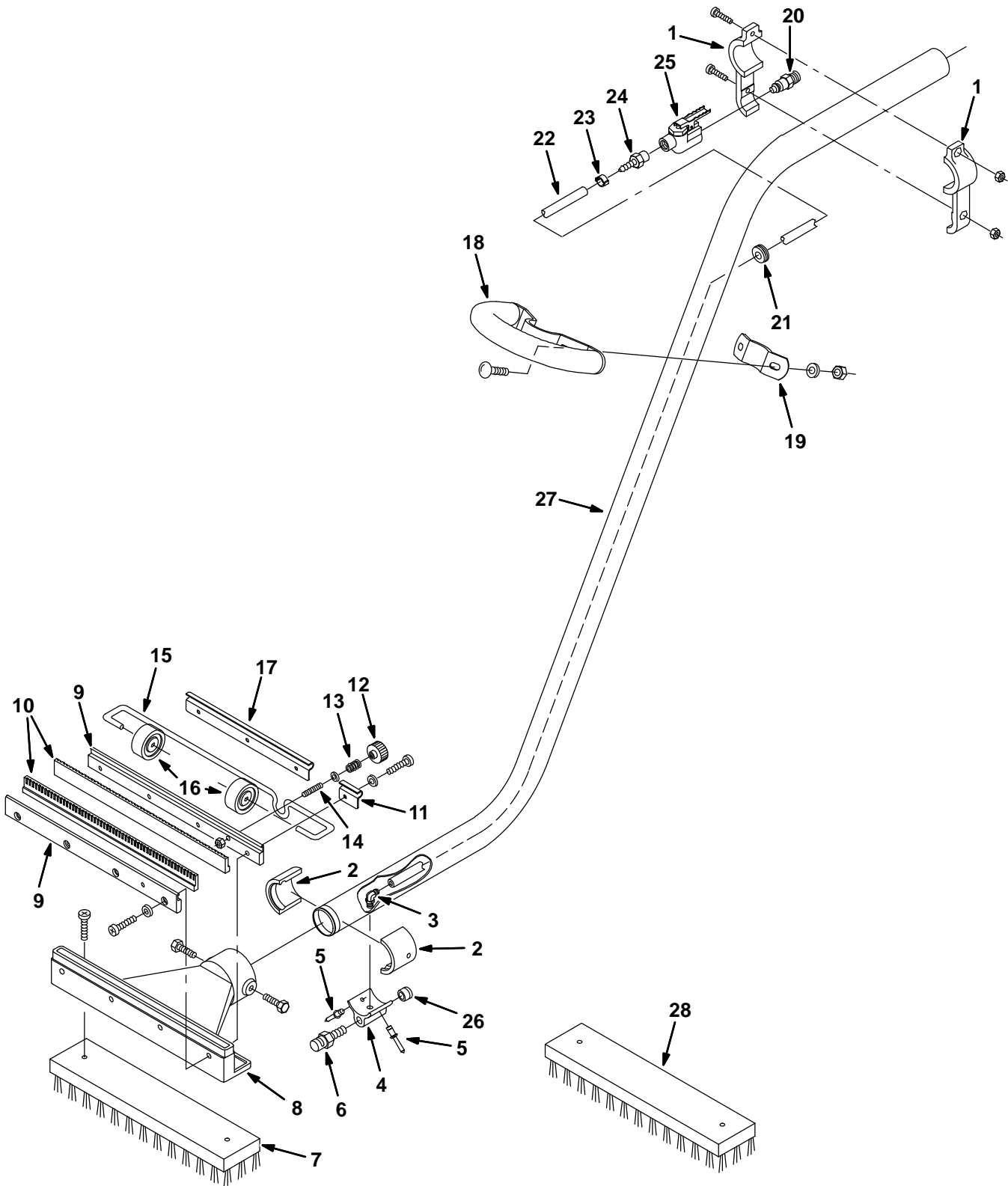


Fig. 55 - Power Wand Assembly

NOTE: Power Wand Kit, (000000-006999) Part Number 387147, includes; Fig. 54, Fig. 55, Fig. 56, and Fig. 57.
 NOTE: Power Wand Kit (007000-), Part Number 9006944, includes; Fig. 54, Fig. 55, Fig. 56, and Fig. 57.

Ref.	Part No.	Serial Number	Description	Qty.
▽	65340	(000000-)	Kit, Wand, Power [5400]	1
▲	1 578077000	(000000-)	Bracket, Mtg	1
▲	2 578061000	(000000-)	Adaptor	2
▲	3 578214000	(000000-)	Fitting, Elbow	1
▲	4 579112	(000000-)	Adaptor	1
▲	5 602036000	(000000-)	Rivet, Pop	2
▲	6 578066000	(000000-)	Nozzle, Spray	1
▲	7 65610	(000000-)	Brush, Block, Scrub, Poly	1
▲	8 578063000	(000000-)	Head, Wand	1
▲	9 578078000	(000000-)	Strip, Retainer	2
▲	10 578074000	(000000-)	Blade, Squeegee	2
▲	11 578124000	(000000-)	Bracket	1
▲	12 578439	(000000-)	Nut, Thumb, M6 X 30mm Dia	1
▲	13 578228000	(000000-)	Spring, Compression	1
▲	14 578143000	(000000-)	Stud, Adj	1
▲	15 578126000	(000000-)	Axle, Wand	1
▲	16 578125000	(000000-)	Wheel	2
▲	17 578123000	(000000-)	Bracket	1
▲	18 578155000	(000000-)	Handle, Wand	1
▲	19 578154000	(000000-)	Handle, Wand	1
▲	20 578091000	(000000-)	Plug, Qm, .25npt	1
▲	21 578164000	(000000-)	Grommet	1
▲	22 578821000	(000000-)	Hose, Wand	1
▲	23 578161000	(000000-)	Clamp, Hose	2
▲	24 578094000	(000000-)	Fitting, Hose, Barbed, .25npt Mal	1
▲	25 578064000	(000000-)	Valve, Water	1
▲	26 150208	(000000-)	Plug	1
▲	27 578060000	(000000-)	Wand	1
▲	28 65582	(000000-)	Brush, Block, Scrub, Ab	1

Fig. 56 – Power Wand Pump and Fittings Group

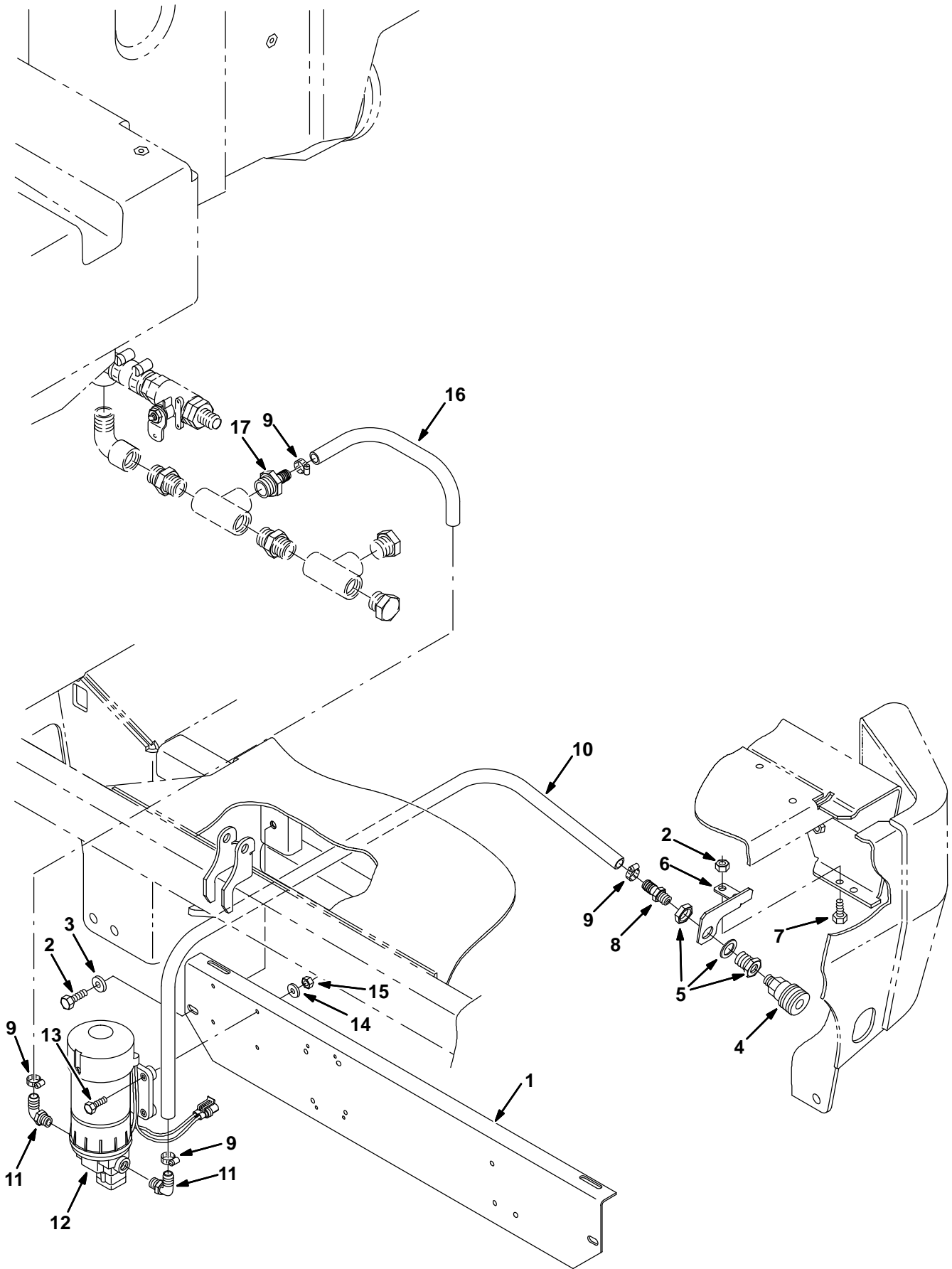


Fig. 56 – Power Wand Pump and Fittings Group

NOTE: Power Wand Kit, (000000–006999) Part Number 387147, includes; Fig. 54, Fig. 55, Fig. 56, and Fig. 57.

NOTE: Power Wand Kit (007000–), Part Number 9006944, includes; Fig. 54, Fig. 55, Fig. 56, and Fig. 57.

Ref.	Part No.	Serial Number	Description	Qty.
1	1056864	(000000–)	Angle, Mtg, Es, Iron Gray	1
2	09010	(000000–)	Screw, Hex, M08 X 1.25 X 25, Ss	4
3	01685	(000000–)	Washer, Flt, .31 Ss	2
4	65342	(000000–)	Fitting, Brs, Qdc, Pm04/Qf06	1
5	78122	(000000–)	Fitting, Brs, Str, Pf04/Pf04 Bkhd	1
6	1056865	(000000–)	Bracket, Wand, Power, Iron Gray	1
7	08713	(000000–)	Nut, Hex, Lock, M08 X 1.25,NI, Ss	2
8	48610	(000000–)	Fitting, Plstc, Str, Bm08/Pm04	1
9	54333	(000000–)	Clamp, Hose, Wormdrive, 0.31–0.88d	4
10	84057	(000000–)	Hose, Pvc, Wir, 0.50id 0.74od 47.00l	1
11	65581	(000000–)	Fitting, Plstc, E90, Bm08/Pm04	2
12	387321	(000000–)	Pump Assy, Power Wand (See Breakdown)	1
13	09007	(000000–)	Screw, Hex, M06 X 1.0 X 25, Ss	4
14	01684	(000000–)	Washer, Flt, .25 Ss	4
15	08712	(000000–)	Nut, Hex, Lock, M06 X 1.0, NI, Ss	4
16	63184	(000000–)	Hose, Pvc, Wir, 0.50id 0.75od 15.50l	1
17	79273–1	(000000–)	Fitting, Plstc, Str, Bm08/Pm12	1

Fig. 57 – Power Wand Mount Group

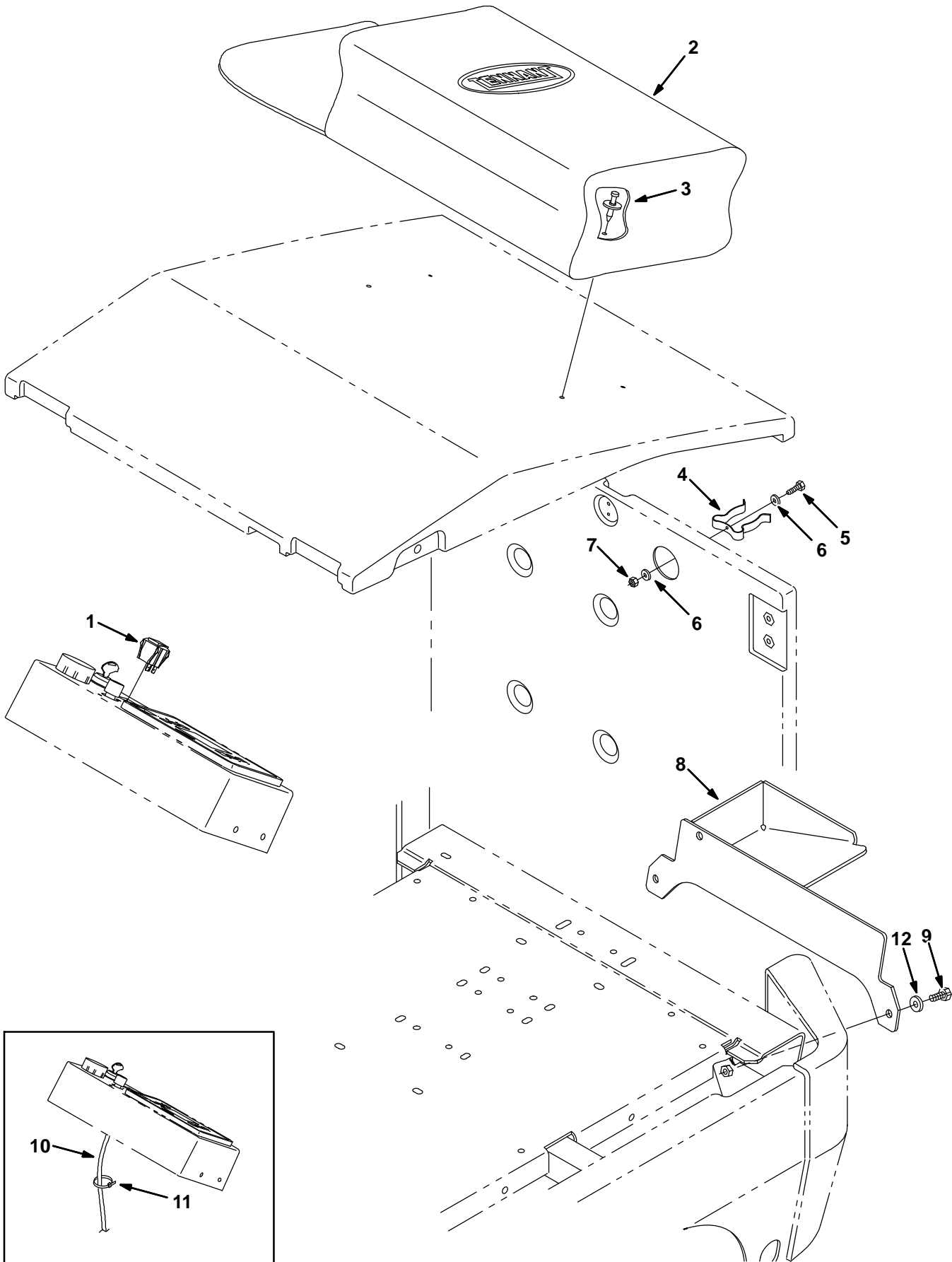


Fig. 57 – Power Wand Mount Group

NOTE: Power Wand Kit, (000000–006999) Part Number 387147, includes; Fig. 54, Fig. 55, Fig. 56, and Fig. 57.
 NOTE: Power Wand Kit (007000–), Part Number 9006944, includes; Fig. 54, Fig. 55, Fig. 56, and Fig. 57.

Ref.	Part No.	Serial Number	Description	Qty.
1	222117	(000000–)	Switch, Rocker	1
2	65580	(000000–)	Bag, Power	1
3	72968	(000000–)	Rivet, Plstc, .250 X 0.898	2
4	67004	(000000–)	Clip, Finger Grip	1
5	09228	(000000–)	Screw, Hex, M04 X 0.7 X 20, 8.8	1
6	19064	(000000–)	Washer, Flt, #06	2
7	02850	(000000–)	Nut, Hex, Lock, M04 X 0.7, NI	1
8	387050	(000000–006999)	Tray Wldt, Power Wand	1
8	1056793	(007000–)	Tray Wldt, Power Wand, Iron Gray	1
9	12273	(000000–)	Screw, Hex, M08 X 1.25 X 20, Ss, NI	3
10	387422	(000000–)	Harness, Power Wand, [7300/8300]	1
10	386608	(000000–xxxxxx)	Harness, Power Wand, [7300/8300]	1
10	387422	(xxxxxx–003545)	Harness, Power Wand, [7300/8300]	1
11	49266	(000000–003545)	Tie, Cable, Nyl, 07.3l .19w 1.8 Max D	4
12	01685	(000000–)	Washer, Flt, .31	3

Fig. 58 – Vacuum Wand Kit

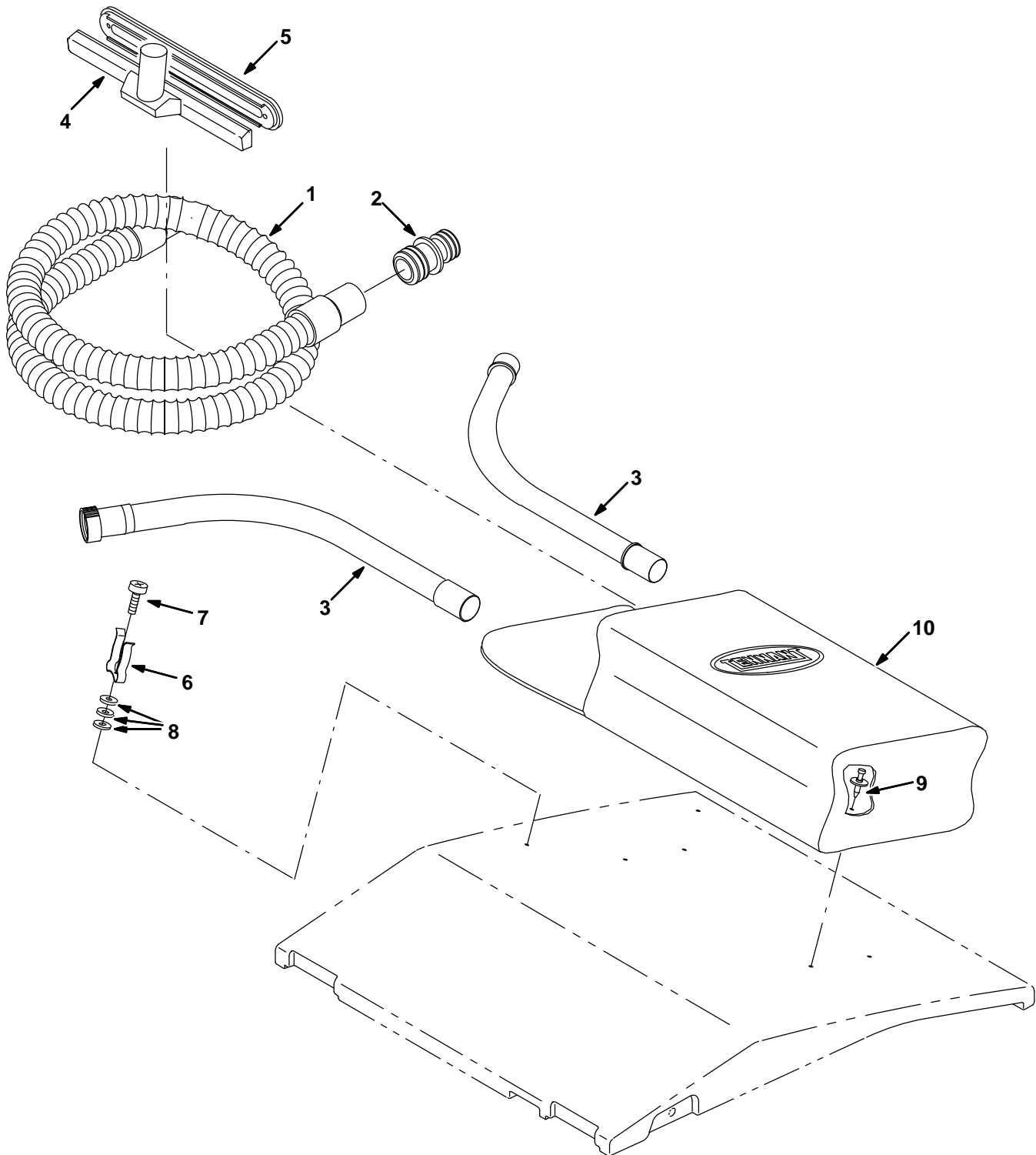


Fig. 58 – Vacuum Wand Kit

	Ref.	Part No.	Serial Number	Description	Qty.
▽		387262	(000000–) Kit, Ci, Vacuum Wand, [7300/8300]	1
▲	1	86767	(000000–) Hose Assy, Pvc, W/ Cuff, 1.5d, 90.0l	1
▲	2	48609	(000000–) Fitting, Plstc, Str, Bm24/Bm32	1
▲	3	63448	(000000–) Tube, Wand, Vacuum, Metal	1
▲	4	63451	(000000–) Nozzle, Wand, Plstc, 14.0lg	1
▲	5	63430	(000000–) Shoe, Plstc, Sqge, 14inch	1
▲	6	67004	(000000–) Clip, Finger Grip	2
▲	7	360943	(000000–) Screw, Pan, #10–14X0.75, F/Plstc	2
▲	8	19064	(000000–) Washer, Flt, #06	6
▲	9	72968	(000000–) Rivet, Plstc, .250 X 0.898	4
▲	10	65580	(000000–) Bag, Power	1

Fig. 59 – Max Pro 1200 Rear Squeegee Group (000000-006999)

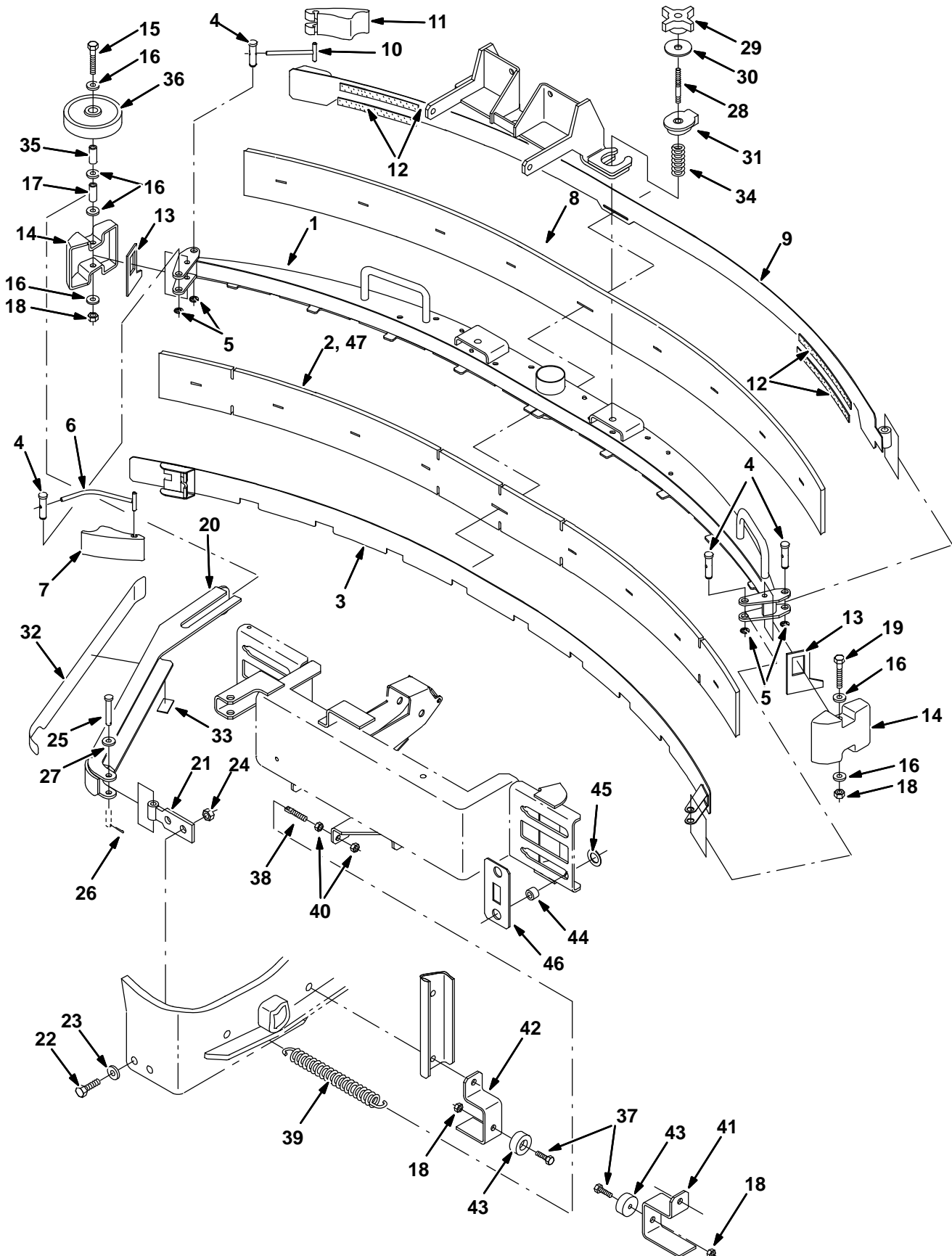


Fig. 59 – Max Pro 1200 Rear Squeegee Group (000000–006999)

Ref.	Part No.	Machine Serial Number	Description	Qty.
▽	386861	(000000–006999)	Kit, Cl, Squeegee, Rear [Max Pro 1200]	1
▲	1 1056877	(000000–006999)	Frame Wldt, Sqge 48.0l	1
▲	2 386833	(000000–006999)	Blade, Sqge, Front 48.0l	1
▲	3 386835	(000000–006999)	Clamp Wldt, Front 48.0l	1
▲	4 21603	(000000–006999)	Pin	4
▲	5 24555	(000000–006999)	Ring, Retaining, Ext	4
▲	6 386298	(000000–006999)	Pin Wldt, Front	1
▲	7 21601	(000000–006999)	Cam	1
▲	8 386834	(000000–006999)	Blade, Sqge, Rear 48.0l	1
▲	9 386836	(000000–006999)	Clamp Wldt, Rear 48.0l	1
▲	10 21606	(000000–006999)	Bar Wldt, Retainer, Sqge, Rear	1
▲	11 21602	(000000–006999)	Cam, Rear	1
▲	12 03495	(000000–006999)	Strip, Nonslip	4
▲	13 83874	(000000–006999)	Gasket, Sqge	2
▲	14 386264	(000000–006999)	Bumper, Sqge	2
▲	15 387431	(000000–006999)	Screw, Hex, M08 X 1.25 X 130 Ss	1
▲	16 01685	(000000–006999)	Washer, Flt, .31 Ss	5
▲	17 222497	(000000–006999)	Sleeve	1
▲	18 08713	(000000–006999)	Nut, Hex, Lock, M08 X 1.25,NI, Ss	4
▲	19 09767	(000000–006999)	Screw, Hex, M08 X 1.25 X 70, Ss	1
▲	20 387435	(000000–006999)	Channel Wldt	1
▲	21 386234	(000000–006999)	Pivot Wldt, Guard	1
▲	22 12309	(000000–006999)	Screw, Hex, M12 X 1.75 X 30, Ss	2
▲	23 41619	(000000–006999)	Washer, Flt, .50 Ss	2
▲	24 09741	(000000–006999)	Nut, Hex, Lock, M12 X 1.75,NI, Ss	2
▲	25 1039190	(000000–006999)	Pin, Clevis, 0.25d X 2.00l	1
▲	26 08178	(000000–006999)	Pin, Cotter, .062 X 0.75	1
▲	27 01684	(000000–006999)	Washer, Flat, 0.27b 0.69d .05, Ss	2
▲	28 387237	(000000–006999)	Stud, .31–18 2.75l M8 X 1.25, Ss	2
▲	29 370100	(000000–006999)	Knob, 4–Prong W/.31–18, Insert	2
▲	30 04414	(000000–006999)	Washer, 0.53b 1.88d .12, Stl, Pl	2
▲	31 387433	(000000–006999)	Ring, Mtg, Sqge, .50l	2
▲	32 387436	(000000–006999)	Bumper, Poly–E	1
▲	33 387438	(000000–006999)	Bumper, Poly–E	1
▲	34 387500	(000000–006999)	Spring, Cmpr, .87od .042wir 2.0l	2
▲	35 363301	(000000–006999)	Sleeve, 0.62d 0.34b 1.19l Bnz	1
▲	36 363162	(000000–006999)	Wheel, 4.0d 0.89w 0.64b	1
▲	37 09010	(000000–006999)	Screw, Hex, M08 X 1.25 X 25, Ss	2
▲	38 386847	(000000–006999)	Bolt, Eye, M10x1.5 X 2.0 X .28 Eye	1
▲	39 71100	(000000–006999)	Spring, Extn, 1.69od X 0.20wir, 9.5l	1
▲	40 32716	(000000–006999)	Nut, Hex, Jam, M10 X 1.5, Ss	2
▲	41 387446	(000000–006999)	Channel, Stop, Lh	1
▲	42 387447	(000000–006999)	Channel, Stop, Rh	1
▲	43 364614	(000000–006999)	Bumper, Neo, 1.5d .63t .31h	2
▲	44 387429	(000000–006999)	Sleeve, P/M, 0.44b 0.75d 0.5l [430ss]	4
▲	45 53782	(000000–006999)	Washer, Thrust, 0.75b 1.25d 0.06w	4
▲	46 387430	(000000–006999)	Plate, Slide	2
▲	47 387258	(000000–006999)	Blade, Sqge, Front, Mp1200, Tile	1

Fig. 60 – Max Pro 1200 Rear Squeegee Group (007000-)

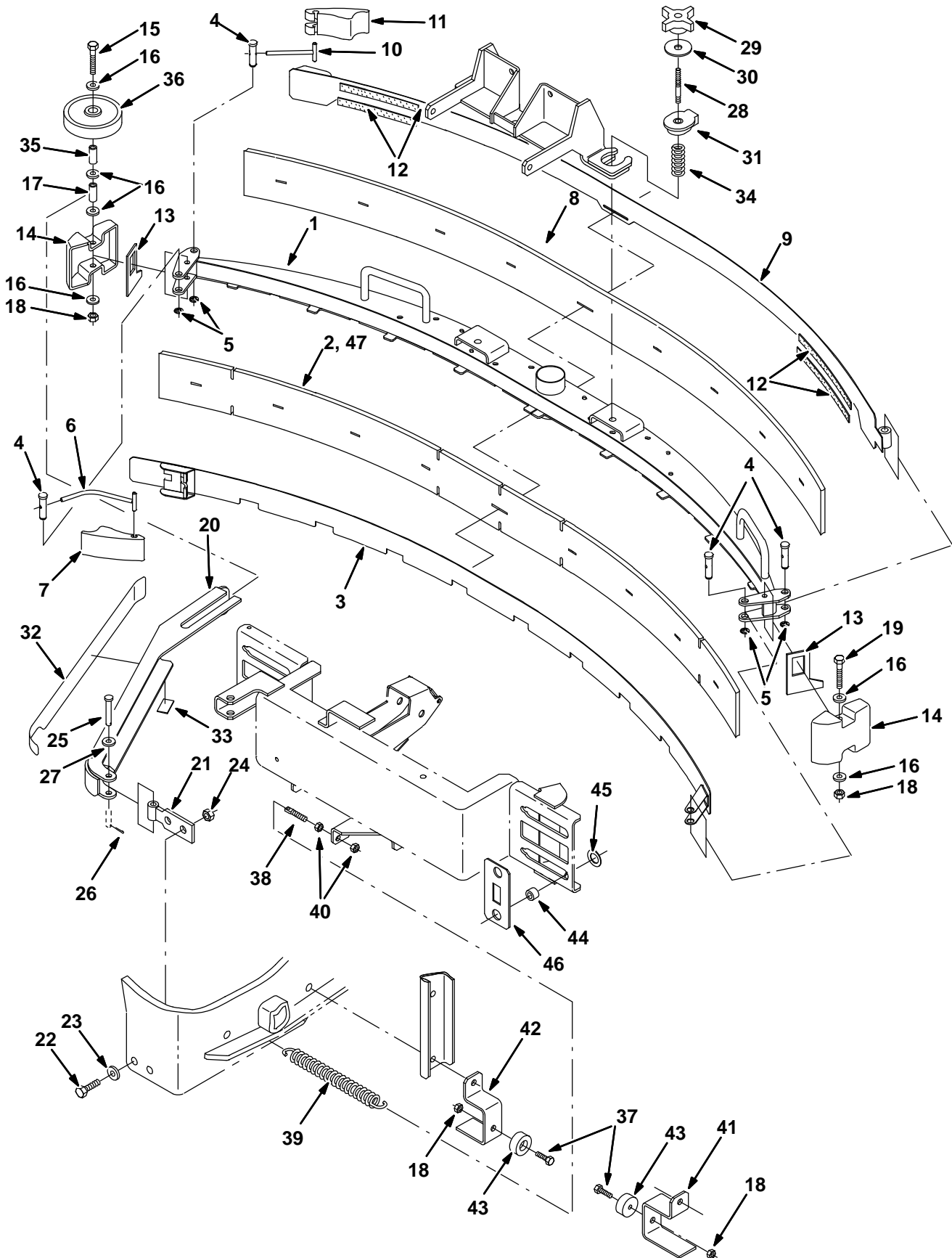


Fig. 60 – Max Pro 1200 Rear Squeegee Group (007000–)

Ref.	Part No.	Machine Serial Number	Description	Qty.
▽	9006931	(007000–)	Squeegee Assy Kit, Rear, Ci [Mp1200]	1
▲	1 1056877	(007000–)	Frame Wldt, Sqge 48.0l	1
▲	2 386833	(007000–)	Blade, Sqge, Front 48.0l	1
▲	3 386835	(007000–)	Clamp Wldt, Front 48.0l	1
▲	4 21603	(007000–)	Pin	4
▲	5 24555	(007000–)	Ring, Retaining, Ext	4
▲	6 386298	(007000–)	Pin Wldt, Front	1
▲	7 21601	(007000–)	Cam	1
▲	8 386834	(007000–)	Blade, Sqge, Rear 48.0l	1
▲	9 386836	(007000–)	Clamp Wldt, Rear 48.0l	1
▲	10 21606	(007000–)	Bar Wldt, Retainer, Sqge, Rear	1
▲	11 21602	(007000–)	Cam, Rear	1
▲	12 03495	(007000–)	Strip, Nonslip	4
▲	13 83874	(007000–)	Gasket, Sqge	2
▲	14 386264	(007000–)	Bumper, Sqge	2
▲	15 387431	(007000–)	Screw, Hex, M08 X 1.25 X 130 Ss	1
▲	16 01685	(007000–)	Washer, Flt, .31 Ss	5
▲	17 222497	(007000–)	Sleeve	1
▲	18 08713	(007000–)	Nut, Hex, Lock, M08 X 1.25,NI, Ss	4
▲	19 09767	(007000–)	Screw, Hex, M08 X 1.25 X 70, Ss	1
▲	20 1056805	(007000–)	Channel Wldt, Iron Gray	1
▲	21 1056466	(007000–)	Plate Wldt, Pivot, Guard, Iron Gray	1
▲	22 12309	(007000–)	Screw, Hex, M12 X 1.75 X 30, Ss	2
▲	23 41619	(007000–)	Washer, Flt, .50 Ss	2
▲	24 09741	(007000–)	Nut, Hex, Lock, M12 X 1.75,NI, Ss	2
▲	25 1039190	(007000–)	Pin, Clevis, 0.25d X 2.00l	1
▲	26 08178	(007000–)	Pin, Cotter, .062 X 0.75	1
▲	27 01684	(007000–)	Washer, Flat, 0.27b 0.69d .05, Ss	2
▲	28 387237	(007000–)	Stud, .31–18 2.75l M8 X 1.25, Ss	2
▲	29 370100	(007000–)	Knob, 4–Prong W/.31–18, Insert	2
▲	30 04414	(007000–)	Washer, 0.53b 1.88d .12, Stl, PI	2
▲	31 387433	(007000–)	Ring, Mtg, Sqge, .50l	2
▲	32 387436	(007000–)	Bumper, Poly–E	1
▲	33 387438	(007000–)	Bumper, Poly–E	1
▲	34 387500	(007000–)	Spring, Cmpr, .87od .042wir 2.0l	2
▲	35 363301	(007000–)	Sleeve, 0.62d 0.34b 1.19l Bnz	1
▲	36 363162	(007000–)	Wheel, 4.0d 0.89w 0.64b	1
▲	37 09010	(007000–)	Screw, Hex, M08 X 1.25 X 25, Ss	2
▲	38 386847	(007000–)	Bolt, Eye, M10x1.5 X 2.0 X .28 Eye	1
▲	39 71100	(007000–)	Spring, Extn, 1.69od X 0.20wir, 9.5l	1
▲	40 32716	(007000–)	Nut, Hex, Jam, M10 X 1.5, Ss	2
▲	41 1056806	(007000–)	Bracket, Stop, Bar, Lh, Iron Gray	1
▲	42 1056807	(007000–)	Bracket, Stop, Bar, Rh, Iron Gray	1
▲	43 364614	(007000–)	Bumper, Neo, 1.5d .63t .31h	2
▲	44 387429	(007000–)	Sleeve, P/M, 0.44b 0.75d 0.5l [430ss]	4
▲	45 53782	(007000–)	Washer, Thrust, 0.75b 1.25d 0.06w	4
▲	46 387430	(007000–)	Plate, Slide	2
▲	47 387258	(007000–)	Blade, Sqge, Front, Mp1200, Tile	1

OPTIONS

Fig. 61 – Max Pro 1200 Rear Squeegee Group for Vacuumized Side Squeegee (000000–006999)

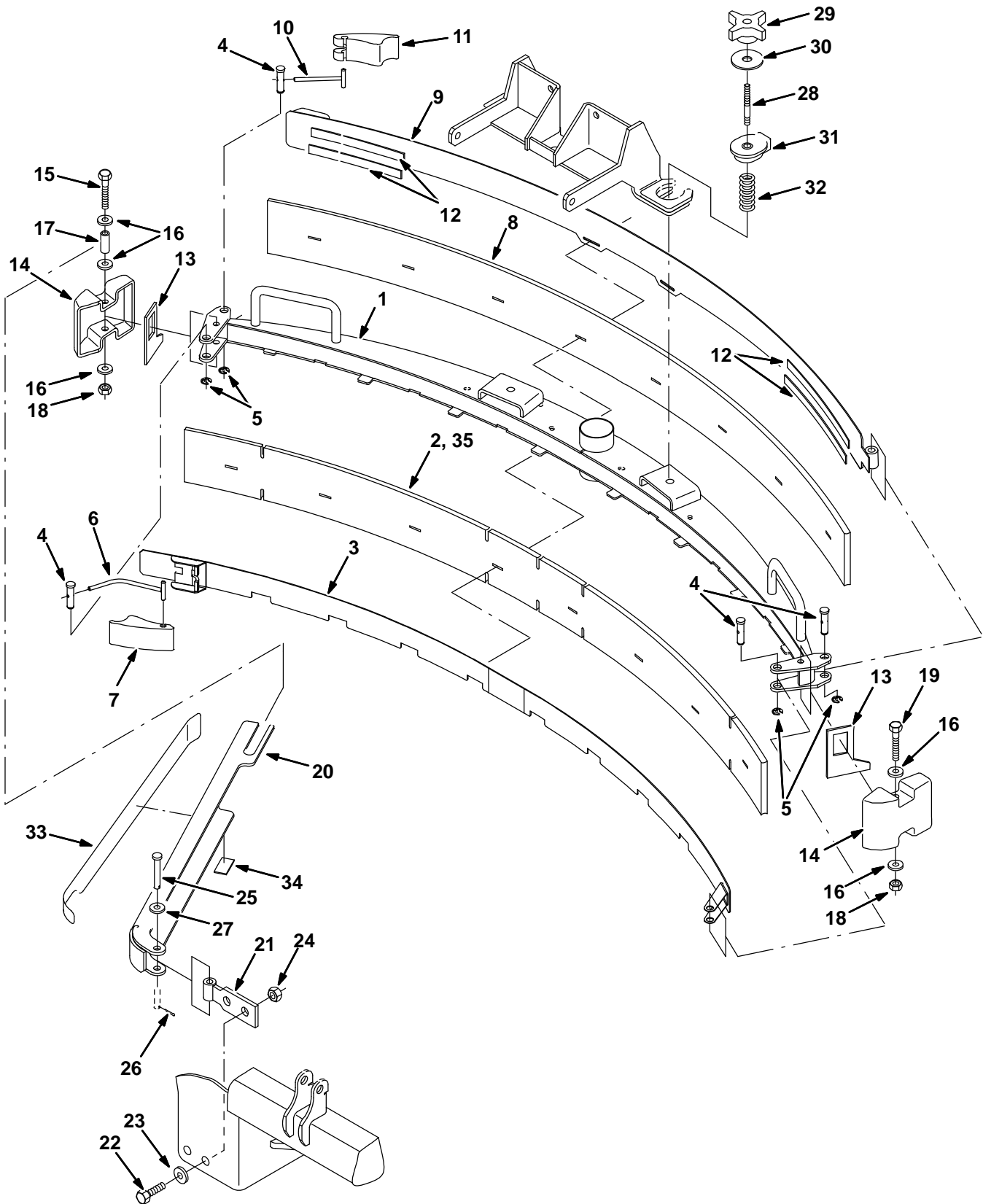


Fig. 61 – Max Pro 1200 Rear Squeegee Group for Vacuumized Side Squeegee (000000–006999)

Ref.	Part No.	Machine Serial Number	Description	Qty.
▽	386860	(000000–006999)	Kit, Cl, Squeegee, Rear (Max Pro™ 1000)	1
▲	1 1056856	(000000–006999)	Frame Wldt, Sqge, Iron Gray	1
▲	2 386283	(000000–006999)	Blade, Sqge, Front	1
▲	3 386285	(000000–006999)	Clamp Wldt, Front	1
▲	4 21603	(000000–006999)	Pin	4
▲	5 24555	(000000–006999)	Ring, Retaining, Ext	4
▲	6 386298	(000000–006999)	Pin Wldt, Front	1
▲	7 21601	(000000–006999)	Cam	1
▲	8 386284	(000000–006999)	Blade, Sqge, Rear	1
▲	9 386286	(000000–006999)	Clamp Wldt, Rear	1
▲	10 21606	(000000–006999)	Bar Wldt, Retainer, Sqge, Rear	1
▲	11 21602	(000000–006999)	Cam, Rear	1
▲	12 03495	(000000–006999)	Strip, Nonslip	4
▲	13 83874	(000000–006999)	Gasket, Sqge	2
▲	14 386264	(000000–006999)	Bumper, Sqge	2
▲	15 386299	(000000–006999)	Screw, Hex, M08 X 1.25 X 100, Ss	1
▲	16 01685	(000000–006999)	Washer, Flt, .31 Ss	5
▲	17 222497	(000000–006999)	Sleeve	1
▲	18 08713	(000000–006999)	Nut, Hex, Lock, M08 X 1.25,NI, Ss	2
▲	19 09767	(000000–006999)	Screw, Hex, M08 X 1.25 X 70, Ss	1
▲	20 386266	(000000–006999)	Channel Wldt	1
▲	21 386234	(000000–006999)	Pivot Wldt, Guard	1
▲	22 12309	(000000–006999)	Screw, Hex, M12 X 1.75 X 30, Ss	2
▲	23 41619	(000000–006999)	Washer, Flt, .50 Ss	2
▲	24 09741	(000000–006999)	Nut, Hex, Lock, M12 X 1.75,NI, Ss	2
▲	25 1039190	(000000–006999)	Pin, Clevis, 0.25d X 2.00l	1
▲	26 08178	(000000–006999)	Pin, Cotter, .062 X 0.75	1
▲	27 01684	(000000–006999)	Washer, Flt, .25 Ss	2
▲	28 387237	(000000–006999)	Stud, .31–18 2.75l M8 X 1.25, Ss	2
▲	29 370100	(000000–006999)	Knob, 4–Prong W/.31–18, Insert	2
▲	30 04414	(000000–006999)	Washer, 0.53b 1.88d .12, Stl, PI	2
▲	31 387433	(000000–006999)	Ring, Mtg, Sqge, .50l	2
▲	32 387500	(000000–006999)	Spring, Cmpr, .87od .042wir 2.0l	2
▲	33 387448	(000000–006999)	Bumper, Poly–E	1
▲	34 387438	(000000–006999)	Bumper, Poly–E	1
▲	35 387257	(000000–)	Blade, Sqge, Front, Mp1000, Tile	1

OPTIONS

Fig. 62 – Max Pro 1200 Rear Squeegee Group for Vacuumized Side Squeegee (007000-)

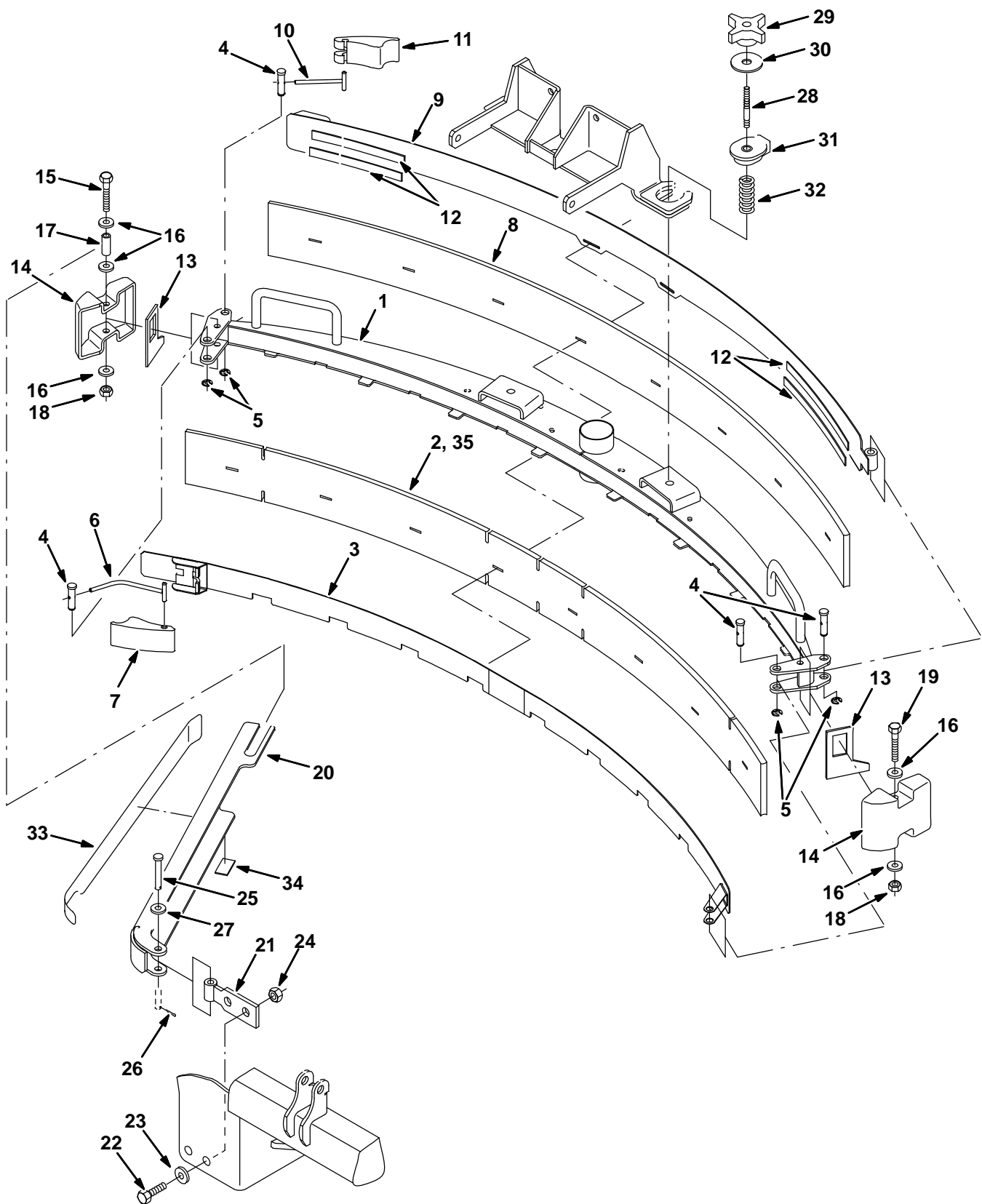
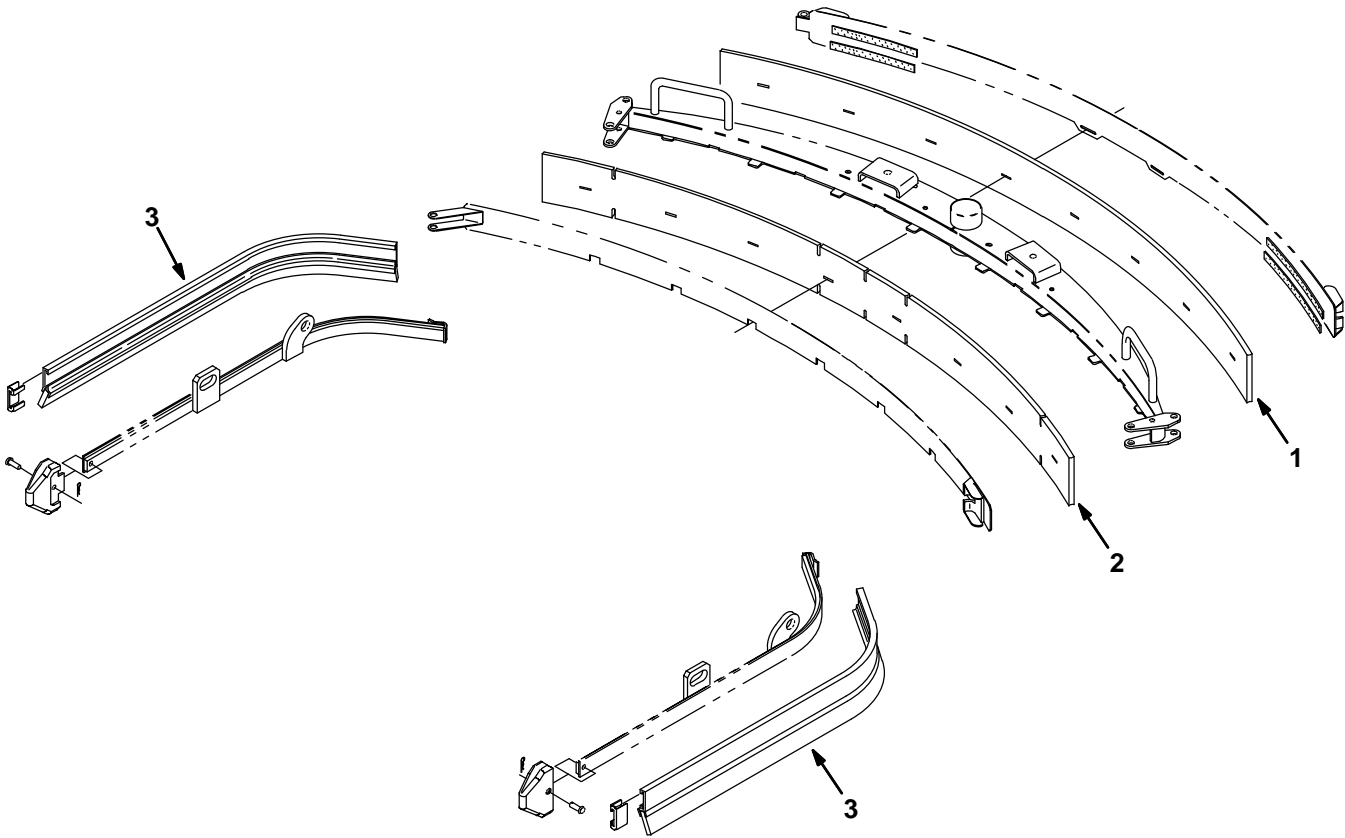


Fig. 62 – Max Pro 1200 Rear Squeegee Group for Vacuumized Side Squeegee (007000–)

Ref.	Part No.	Machine Serial Number	Description	Qty.
▽	9006930	(007000–)	Squeegee Assy Kit, Rear, Ci [Mp1000]	1
▲	1 1056856	(007000–)	Frame Wldt, Sqge, Iron Gray	1
▲	2 386283	(007000–)	Blade, Sqge, Front	1
▲	3 386285	(007000–)	Clamp Wldt, Front	1
▲	4 21603	(007000–)	Pin	4
▲	5 24555	(007000–)	Ring, Retaining, Ext	4
▲	6 386298	(007000–)	Pin Wldt, Front	1
▲	7 21601	(007000–)	Cam	1
▲	8 386284	(007000–)	Blade, Sqge, Rear	1
▲	9 386286	(007000–)	Clamp Wldt, Rear	1
▲	10 21606	(007000–)	Bar Wldt, Retainer, Sqge, Rear	1
▲	11 21602	(007000–)	Cam, Rear	1
▲	12 03495	(007000–)	Strip, Nonslip	4
▲	13 83874	(007000–)	Gasket, Sqge	2
▲	14 386264	(007000–)	Bumper, Sqge	2
▲	15 386299	(007000–)	Screw, Hex, M08 X 1.25 X 100, Ss	1
▲	16 01685	(007000–)	Washer, Flt, .31 Ss	5
▲	17 222497	(007000–)	Sleeve	1
▲	18 08713	(007000–)	Nut, Hex, Lock, M08 X 1.25,NI, Ss	2
▲	19 09767	(007000–)	Screw, Hex, M08 X 1.25 X 70, Ss	1
▲	20 1056471	(007000–)	Channel Wldt, Guard, Rh, Iron Gray	1
▲	21 1056466	(007000–)	Plate Wldt, Pivot, Guard, Iron Gray	1
▲	22 12309	(007000–)	Screw, Hex, M12 X 1.75 X 30, Ss	2
▲	23 41619	(007000–)	Washer, Flt, .50 Ss	2
▲	24 09741	(007000–)	Nut, Hex, Lock, M12 X 1.75,NI, Ss	2
▲	25 1039190	(007000–)	Pin, Clevis, 0.25d X 2.00l	1
▲	26 08178	(007000–)	Pin, Cotter, .062 X 0.75	1
▲	27 01684	(007000–)	Washer, Flt, .25 Ss	2
▲	28 387237	(007000–)	Stud, .31–18 2.75l M8 X 1.25, Ss	2
▲	29 370100	(007000–)	Knob, 4–Prong W/.31–18, Insert	2
▲	30 04414	(007000–)	Washer, 0.53b 1.88d .12, Stl, PI	2
▲	31 387433	(007000–)	Ring, Mtg, Sqge, .50l	2
▲	32 387500	(007000–)	Spring, Cmpr, .87od .042wir 2.0l	2
▲	33 387448	(007000–)	Bumper, Poly–E	1
▲	34 387438	(007000–)	Bumper, Poly–E	1
▲	35 387257	(000000–)	Blade, Sqge, Front, Mp1000, Tile	1

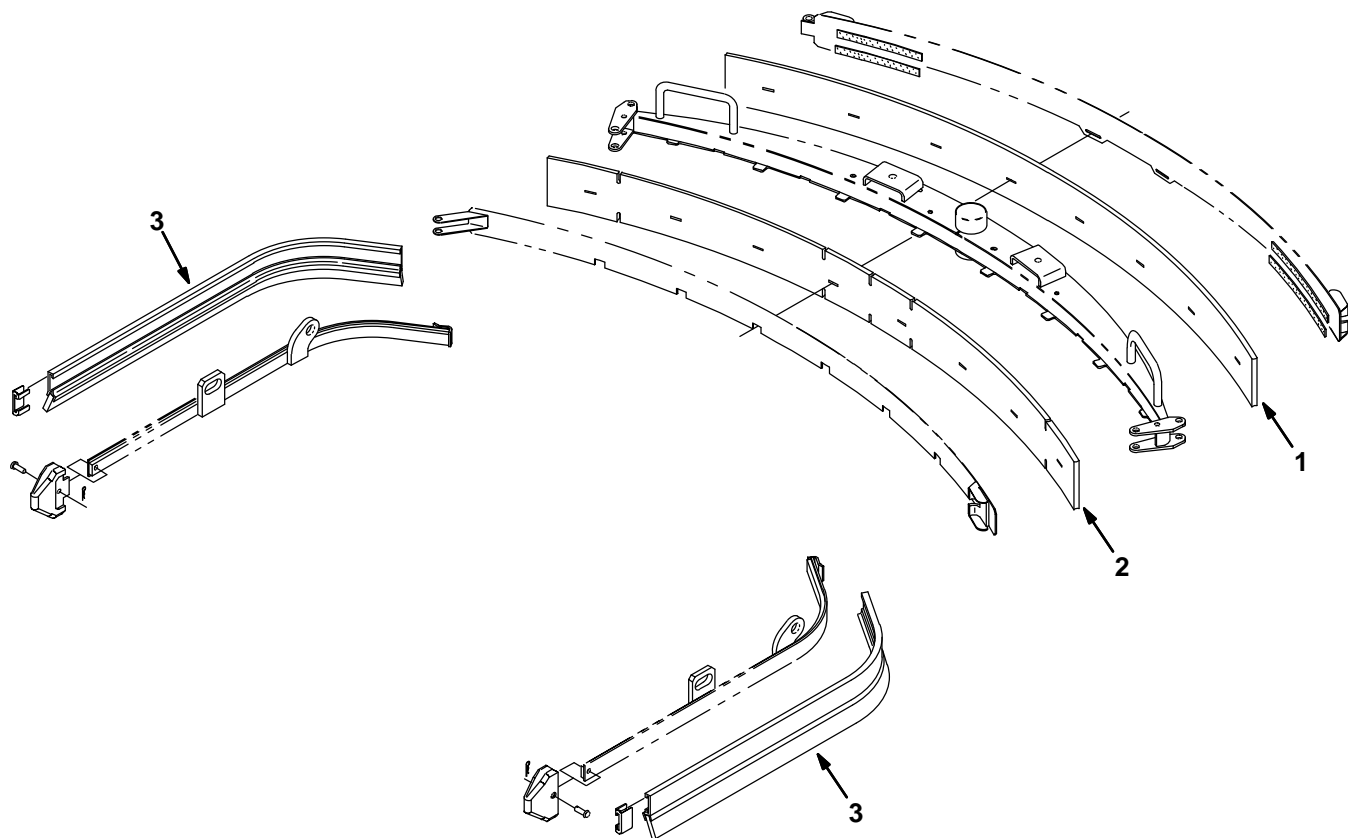
Fig. 63 – Max Pro 1000 Urethane Squeegee Kit



354351

Ref.	Part No.	Machine Serial Number	Description	Qty.
▽	9001397	(000000–) Blade Kit, Sqge, Ure, [Mp1000]	1
▲ 1	1022564	(000000–) Blade, Sqge, Rear	1
▲ 2	1022565	(000000–) Blade, Sqge, Front	1
▲ 3	1019344	(000000–) Squeegee, Side, Ure, [7300/830]	2

Fig. 64 – Max Pro 1200 Urethane Squeegee Kit



354351

Ref.	Part No.	Machine Serial Number	Description	Qty.
▽	9001398	(000000–) Blade Kit, Sqge, Ure, [Mp1200]	1
▲ 1	1022558	(000000–) Blade, Sqge, Rear	1
▲ 2	1022465	(000000–) Blade, Sqge, Front	1
▲ 3	1019344	(000000–) Squeegee, Side, Ure, [7300/830]	2

Fig. 65 – Telemetry Group (007304-)

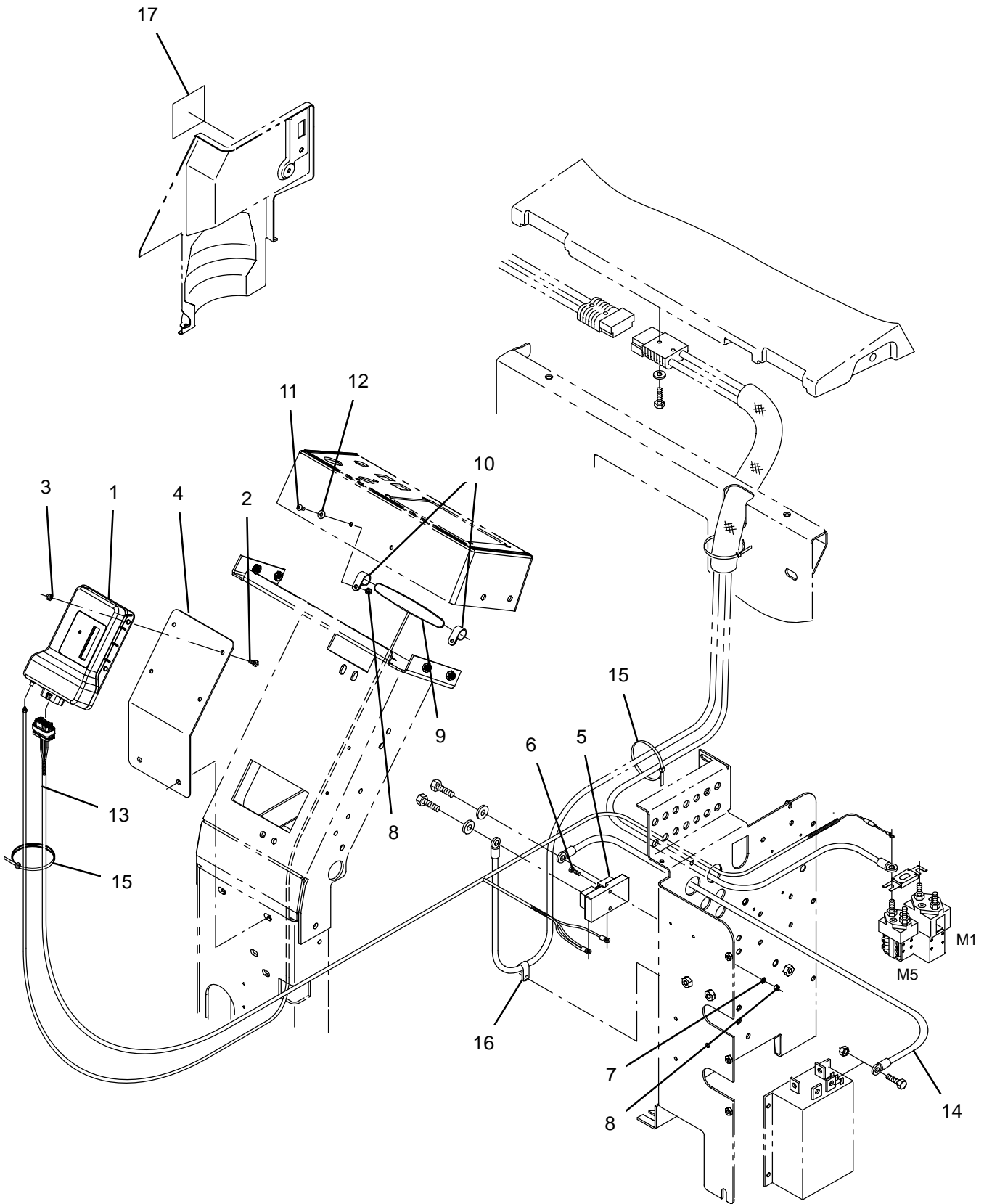


Fig. 65 – Telemetry Group (007304–)

Ref.	Part No.	Serial Number	Description	Qty.	
1	9010085	(007304–)	Control Box Assy Kit, Replmt, Telem [USA]	1	
1	9010086	(007304–)	Control Box Assy Kit, Replmt, Telem [INTL]	1	
2	06943	(007304–)	Screw, Hex, M6 X 1.00 X 20, 8.8	4	
3	08708	(007304–)	Nut, Hex, Lock, M6 X 1.00, NI	4	
4	1070831	(007304–)	Plate, nodule	1	
5	1070757	(007304–)	Shunt, 050Mv 400A	1	
6	06934	(007304–)	Screw, Pan, Phl, M5 X 0.80 X 20, 4.8	2	
7	32988	(007304–)	Washer, Lock, Int, 0.38	2	
8	06549	(007304–)	Nut, Hex, Lock, M5 X 0.80, NI	4	
9	1070659	(007304–)	Antenna, Telem, 70 In [Gprs]	1	
10	140916	(007304–)	Clamp, Cable, Nyl, 0.62d, Nat	2	
11	1054875	(007304–)	Screw, Hex, M5 X 1.0 X 16, Blk	2	
12	1059252	(007304–)	Washer, Flat, 0.19b 0.50d .03, Stl, Blk	2	
▽	13	1070741	(007304–)	Harness, Ele [Telemetry, 7300/8300]	1
▲	9009990	(007304–)	Fuse, 002A, 250Vdc, Cartridge	1	
14	1070752	(007304–)	Cable, 1/0Ga, Blk [7300/8300, Telemetry]	1	
15	49266	(007304–)	Tie, Cable, Nyl, 07.3l .19w 1.8 Max D	6	
16	67767	(007304–)	Clamp, Cable, Stl, 0.69d X 0.62w, 1hole	1	
17	1069580	(007304–)	Label, Opertnl, Telem [Fcc/lc]	1	

Fig. 66 - Battery Rollout Kit

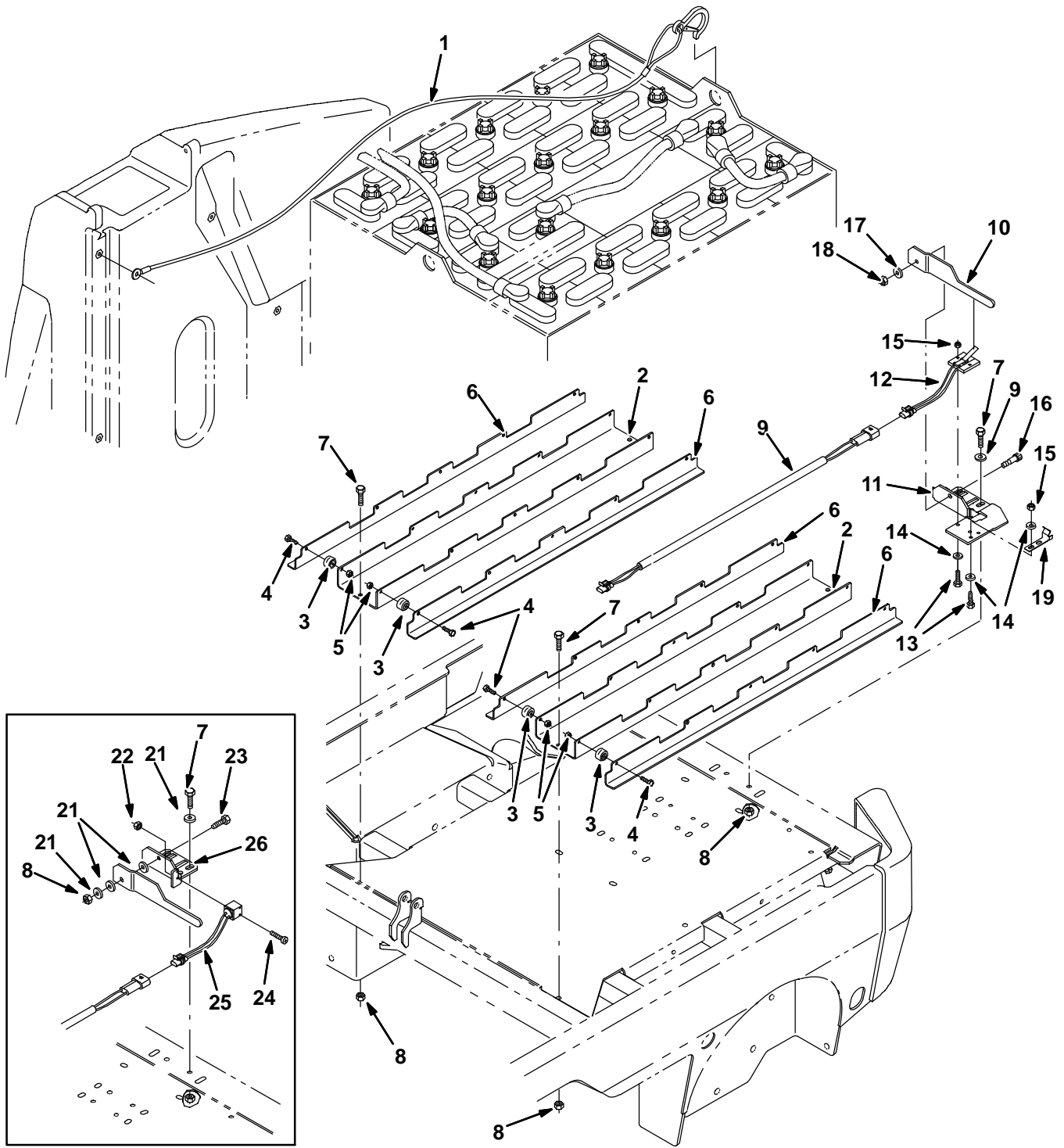


Fig. 66 – Battery Rollout Kit

	Ref.	Part No.	Serial Number	Description	Qty.
▽		387043	(000000–) Kit, Ci, Battery, Rollout	1
▲	1	386968	(000000–) Cable, Safety, Battery	1
▲	2	1056916	(000000–) Channel, Battery, R/O, Iron Gray	2
▲	3	369415	(000000–) Bearing, Needle, 0.25b 0.88d 0.50w	20
▲	4	07805	(000000–) Screw, Hex, M06 X 1.0 X 35, Ss	20
▲	5	08712	(000000–) Nut, Hex, Lock, M06 X 1.0, NI, Ss	20
▲	6	1056915	(000000–) Angle, Battery, R/O, Iron Gray	4
▲	7	09740	(000000–) Screw, Hex, M08 X 1.25 X 20, Ss	6
▲	8	08713	(000000–) Nut, Hex, Lock, M08 X 1.25,NI, Ss	6
▲	9	386607	(000000–) Harness, Battery, Rollout [7300/8300]	1
▲	10	1057644	(000000–) Bar Wldt, Battery, R/O	1
▲	11	1056940	(003685–) Stop Wldt, Iron Gray	1
▲	12	377341	(003685–) Switch, Limit, No	1
▲	13	24199	(003685–) Screw, Hex, M5 X 0.8 X 16, Ss	4
▲	14	01683	(003685–) Washer, Flat, #10 Ss	6
▲	15	09739	(003685–) Nut, Hex, Lock, M 5 X 0,8, NI, Ss	4
▲	16	02129	(003685–) Bolt, Shld, .38DX0.38, .31–18	1
▲	17	39349	(003685–) Washer, Flat, 0.31 Sae	1
▲	18	01760	(003685–) Nut, Hex, Lock, .31–18, NI, Thin	1
▲	19	1007107	(003685–) Latch, Handle	1
▲	20	01685	(003685–) Washer, Flat, 0.31 Ss	2
	21	01685	(000000–003684) Washer, Flt, .31 Ss	5
	22	33932	(000000–003684) Nut, Hex, Lock, M 4 X 0.7, NI Ss	5
	23	09023	(000000–003684) Screw, Hex, M08 X 1.25 X 35, Ss	1
	24	09198	(000000–003684) Screw, Pan, M04 X 0.7 X 35, Ss	2
	25	387027	(000000–003684) Switch, No (Replaced by 398454)	1
	26	387441	(000000–003684) Stop Wldt (Replaced by 398454)	1

Fig. 67 – Battery Forklift Kit

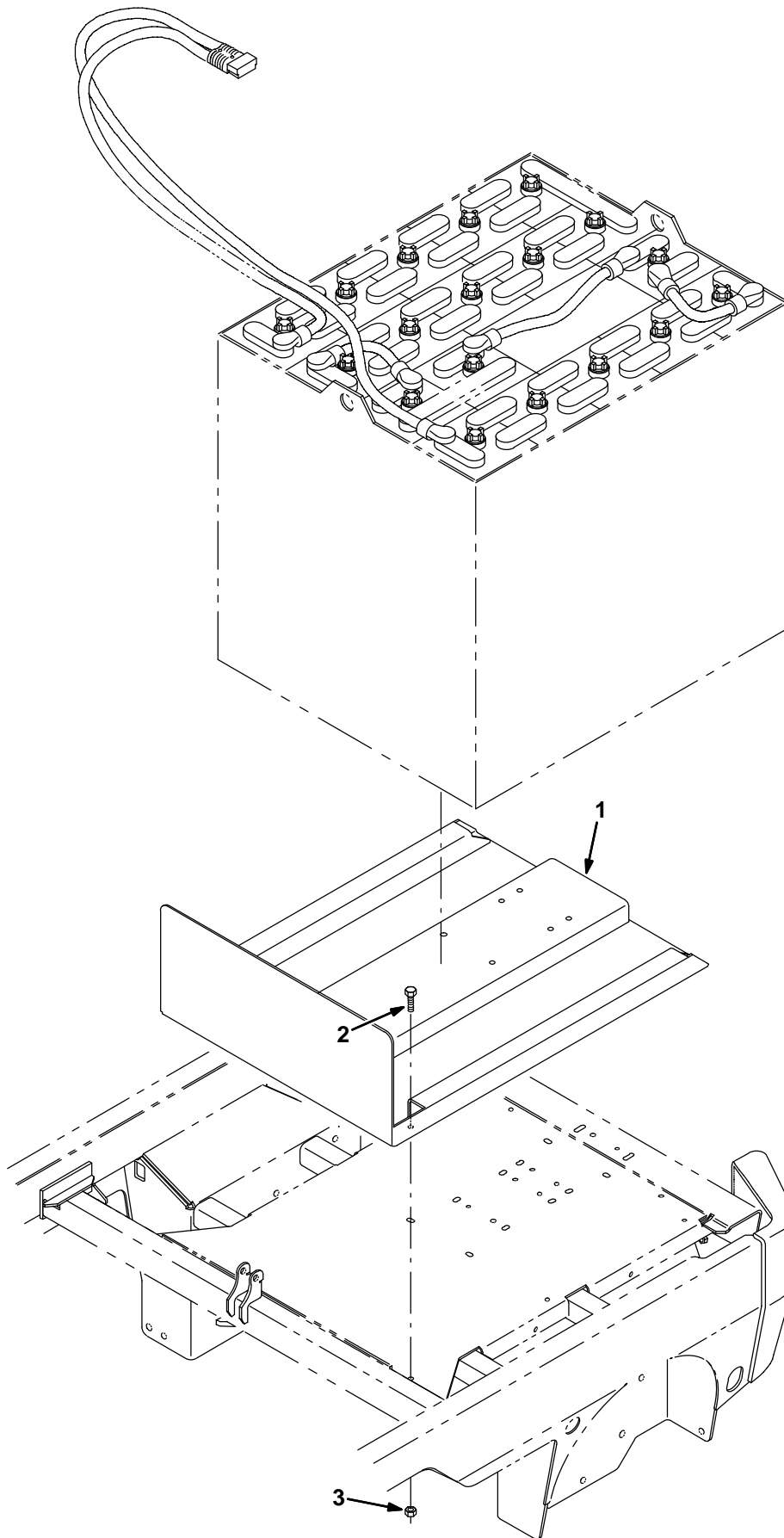


Fig. 67 – Battery Forklift Kit

	Ref.	Part No.	Serial Number	Description	Qty.
▽		387000	(000000–) Kit, Ci, Fork Lift, Battery	1
▲	1	1056883	(000000–) Cradle Wldt, Battery, Iron Gray	1
▲	2	09740	(000000–) Screw, Hex, M08 X 1.25 X 20, Ss	4
▲	3	08713	(000000–) Nut, Hex, Lock, M08 X 1.25,NI, Ss	4

Fig. 68 – Battery Kit, 500AH Wet

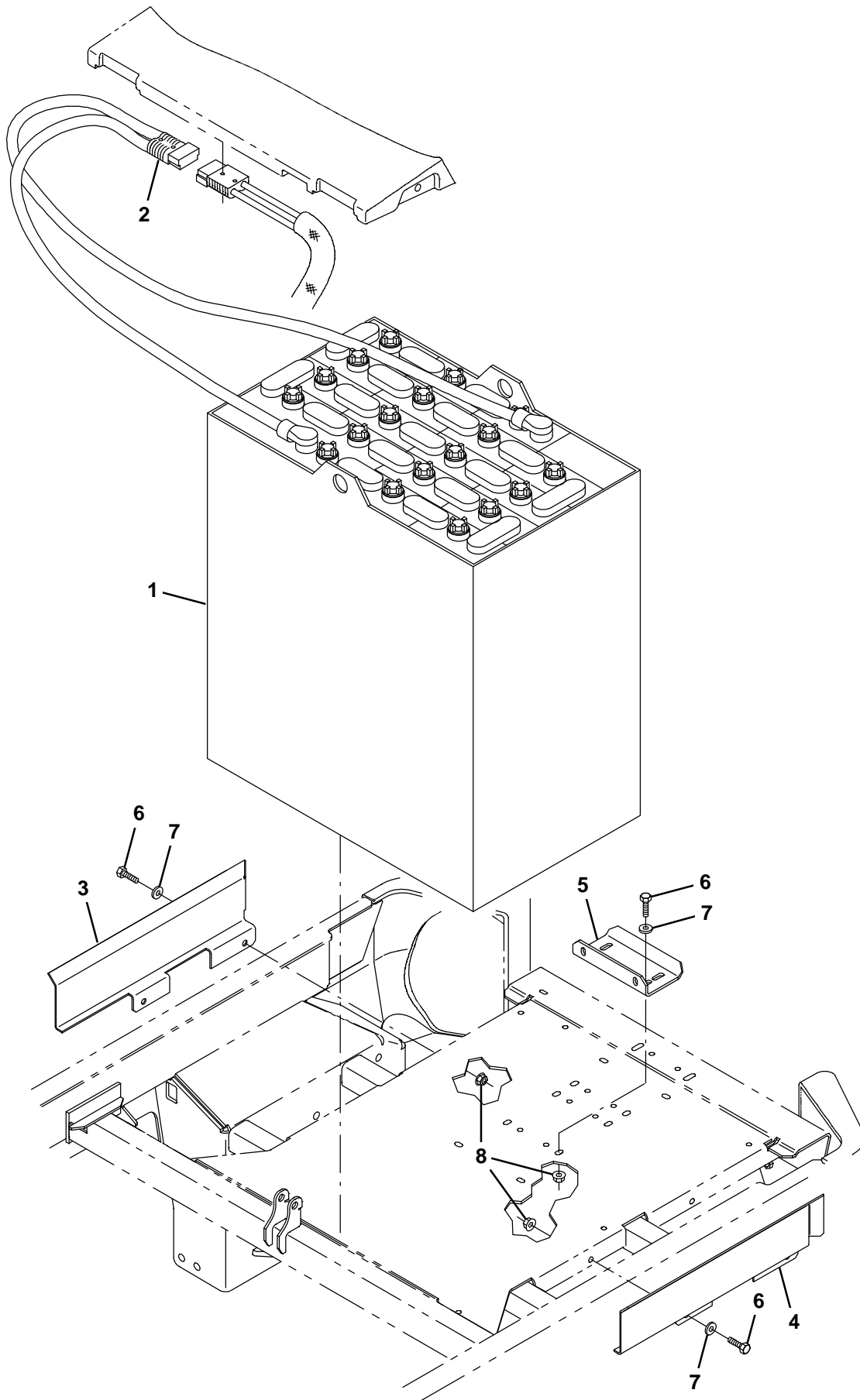


Fig. 68 - Battery Kit, 500AH Wet

	Ref.	Part No.	Serial Number	Description	Qty.
▽		386932	(000000-) Battery Kit, Wet, 36vdc 0500ah, Ci	1
▲▽	1	386335	(000000-) Battery, Wet, 36vdc 0500ah	1
▲▲	2	01726	(000000-) Connector, 350a, Gray [Anderson]	1
▲	3	1056895	(000000-) Spacer, Battery, Rh, Iron Gray	1
▲	4	1056896	(000000-) Spacer, Battery, Lh, Iron Gray	1
▲	5	1056878	(000000-) Spacer, Battery, Rear, Iron Gray	1
▲	6	09740	(000000-) Screw, Hex, M8 X 1.25 X 20, Ss	6
▲	7	01685	(000000-) Washer, Flat, 0.38b 0.88d .08, Ss	6
▲	8	07791	(000000-) Nut, Hex, Flng, M8 X 1.25	6

Fig. 69 – Battery Kit, 600AH (000000–006999)

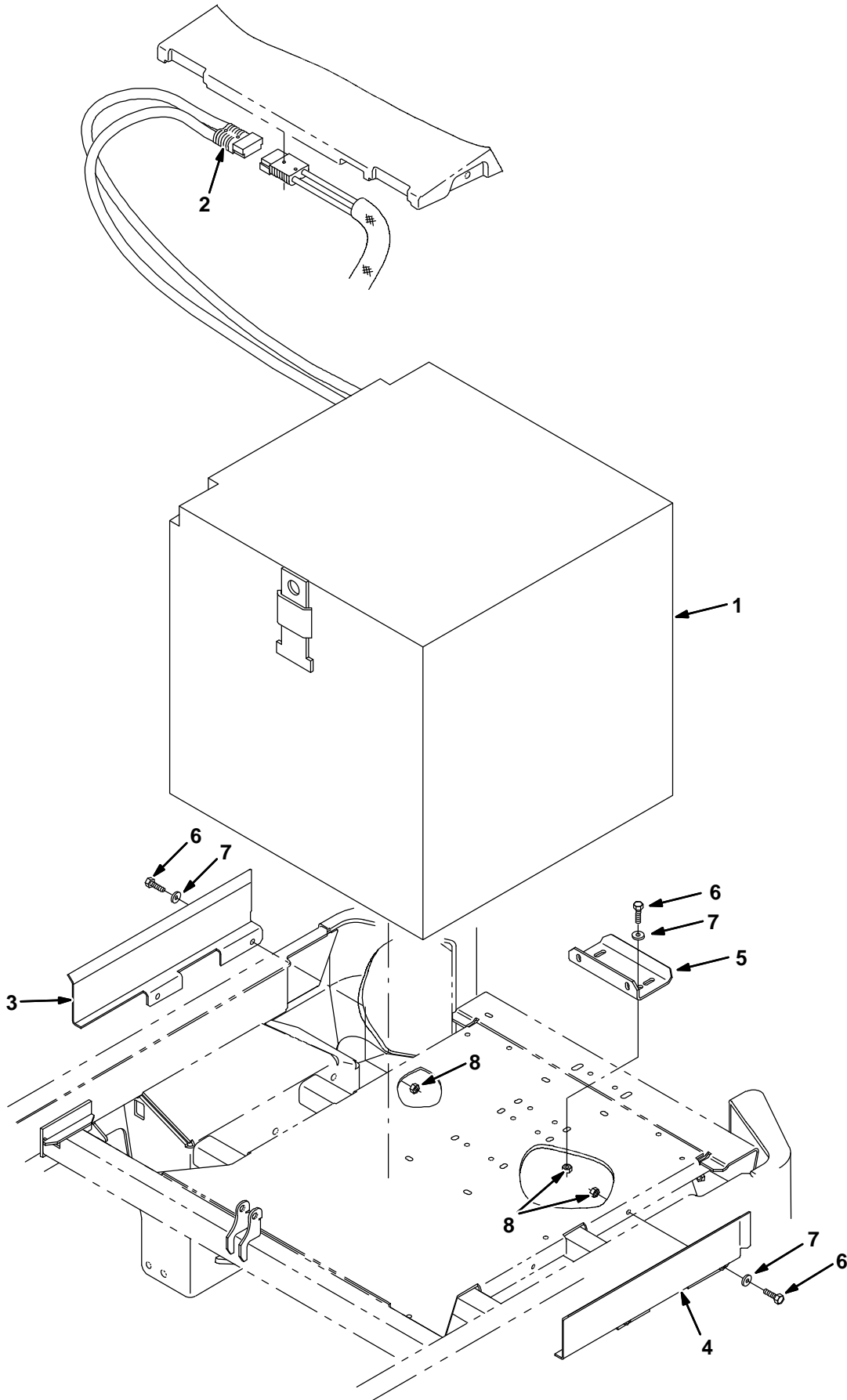


Fig. 69 - Battery Kit, 600AH (000000-006999)

	Ref.	Part No.	Serial Number	Description	Qty.
▽		386934	(000000-006999)	Kit, Ci, Battery, 36vdc, 600ah, Sealed	1
▲▽	1	386334	(000000-006999)	Battery, 36vdc, 600ah, Sealed	1
▲▲	2	01726	(000000-006999)	Connector, Anderson, 350A, Gray	1
▲	3	386573	(000000-006999)	Spacer, Battery, Rh	1
▲	4	386574	(000000-006999)	Spacer, Battery, Lh	1
▲	5	1056878	(000000-006999)	Spacer, Battery, Rear, Iron Gray	1
▲	6	09740	(000000-006999)	Screw, Hex, M08 X 1.25 X 20, Ss	6
▲	7	01685	(000000-006999)	Washer, Flt, .31 Ss	6
▲	8	08713	(000000-006999)	Nut, Hex, Lock, M08 X 1.25,NI, Ss	6

Fig. 70 – Battery Kit, 600AH (007000-)

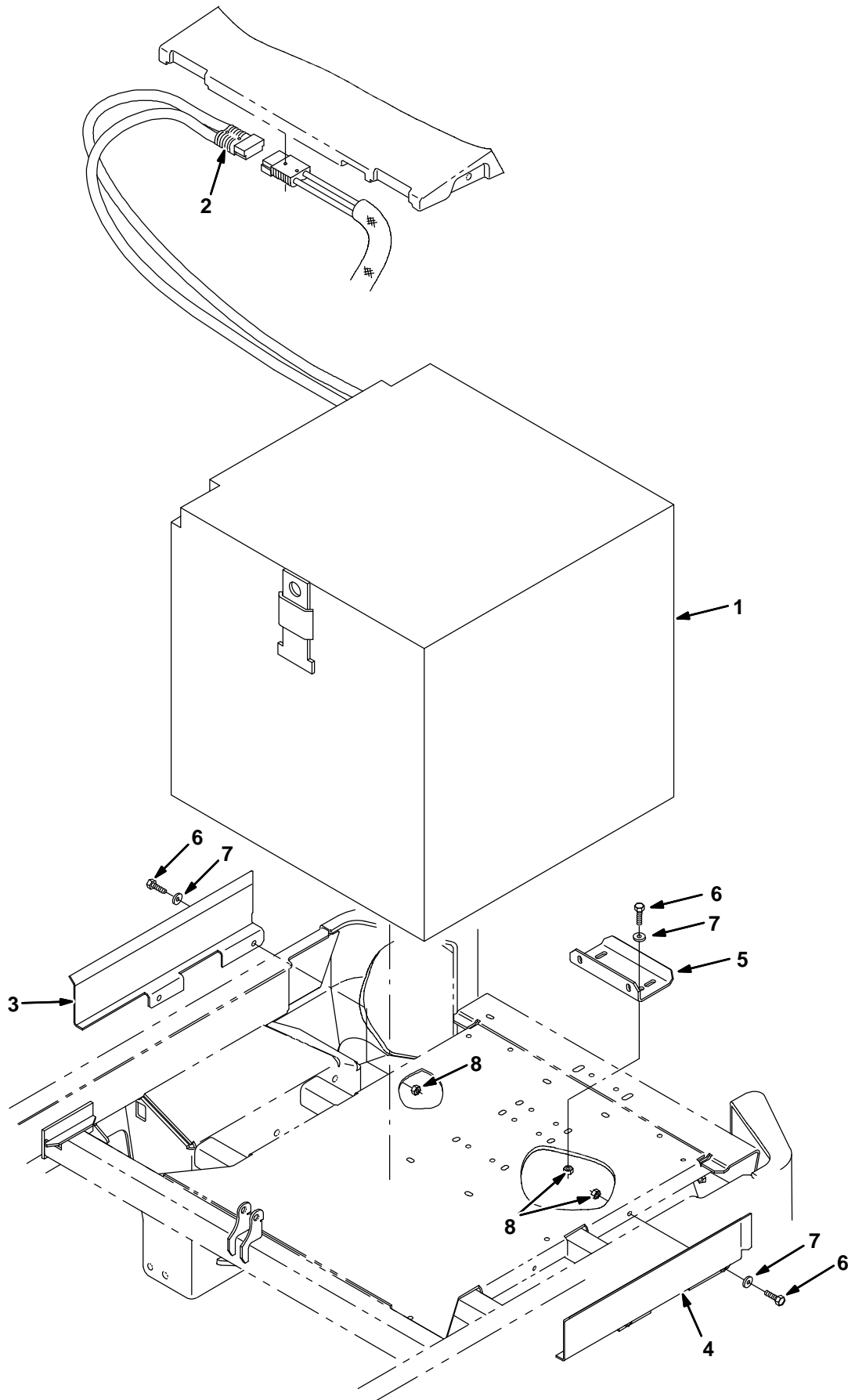


Fig. 70 - Battery Kit, 600AH (007000-)

	Ref.	Part No.	Serial Number	Description	Qty.
▽		9006938	(007000-) Battery Kit, 36vdc 0600ah, Sealed, Ci	1
▲▽	1	386334	(007000-) Battery, 36vdc, 600ah, Sealed	1
▲▲	2	01726	(007000-) Connector, Anderson, 350A, Gray	1
▲	3	1056787	(007000-) Spacer, Battery, Rh, Iron Gray	1
▲	4	1056788	(007000-) Spacer, Battery, Lh, Iron Gray	1
▲	5	1056878	(007000-) Spacer, Battery, Rear, Iron Gray	1
▲	6	09740	(007000-) Screw, Hex, M08 X 1.25 X 20, Ss	6
▲	7	01685	(007000-) Washer, Flt, .31 Ss	6
▲	8	07791	(000000-) Nut, Hex, Flng, M8 X 1.25	6

Fig. 71 – Battery Kit, 750AH Wet

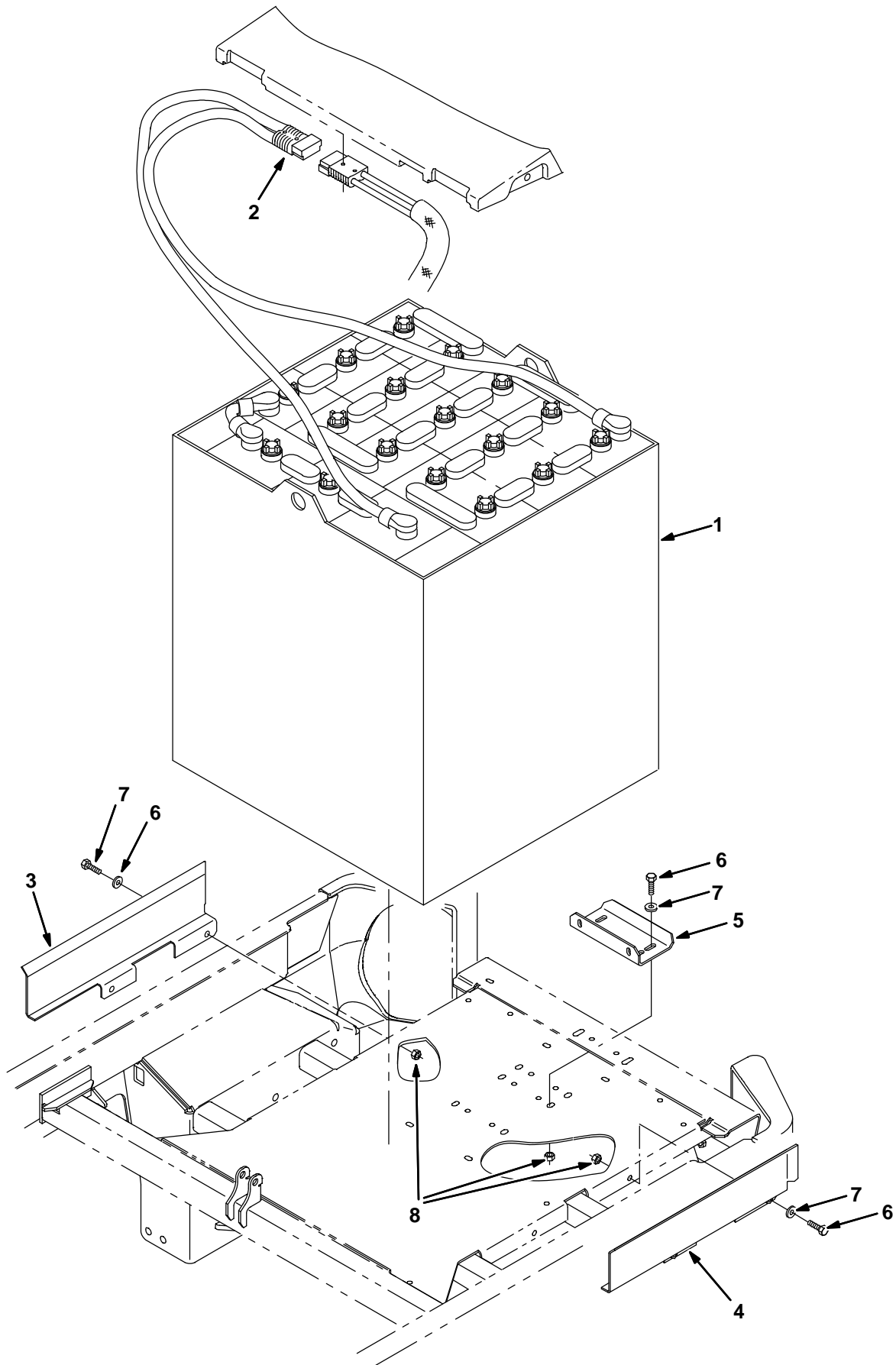


Fig. 71 - Battery Kit, 750AH Wet

	Ref.	Part No.	Serial Number	Description	Qty.
▽		386936	(000000-) Kit, Ci, Battery, 36vdc, 750ah, Wet	1
▲▽	1	1018515	(000000-) Battery, Wet, 36vdc 0750ah	1
▲▲	2	01726	(000000-) Connector, 350a, Gray [Anderson]	1
▲	3	1056895	(000000-) Spacer, Battery, Rh, Iron Gray	1
▲	4	1056896	(000000-) Spacer, Battery, Lh, Iron Gray	1
▲	5	1056878	(000000-) Spacer, Battery, Rear, Iron Gray	1
▲	6	09740	(000000-) Screw, Hex, M8 X 1.25 X 20, Ss	6
▲	7	01685	(000000-) Washer, Flat, 0.38b 0.88d .08, Ss	6
▲	8	07791	(000000-) Nut, Hex, Fing, M8 X 1.25	6

Fig. 72 – Battery Kit, 1000AH Wet (000000-006999)

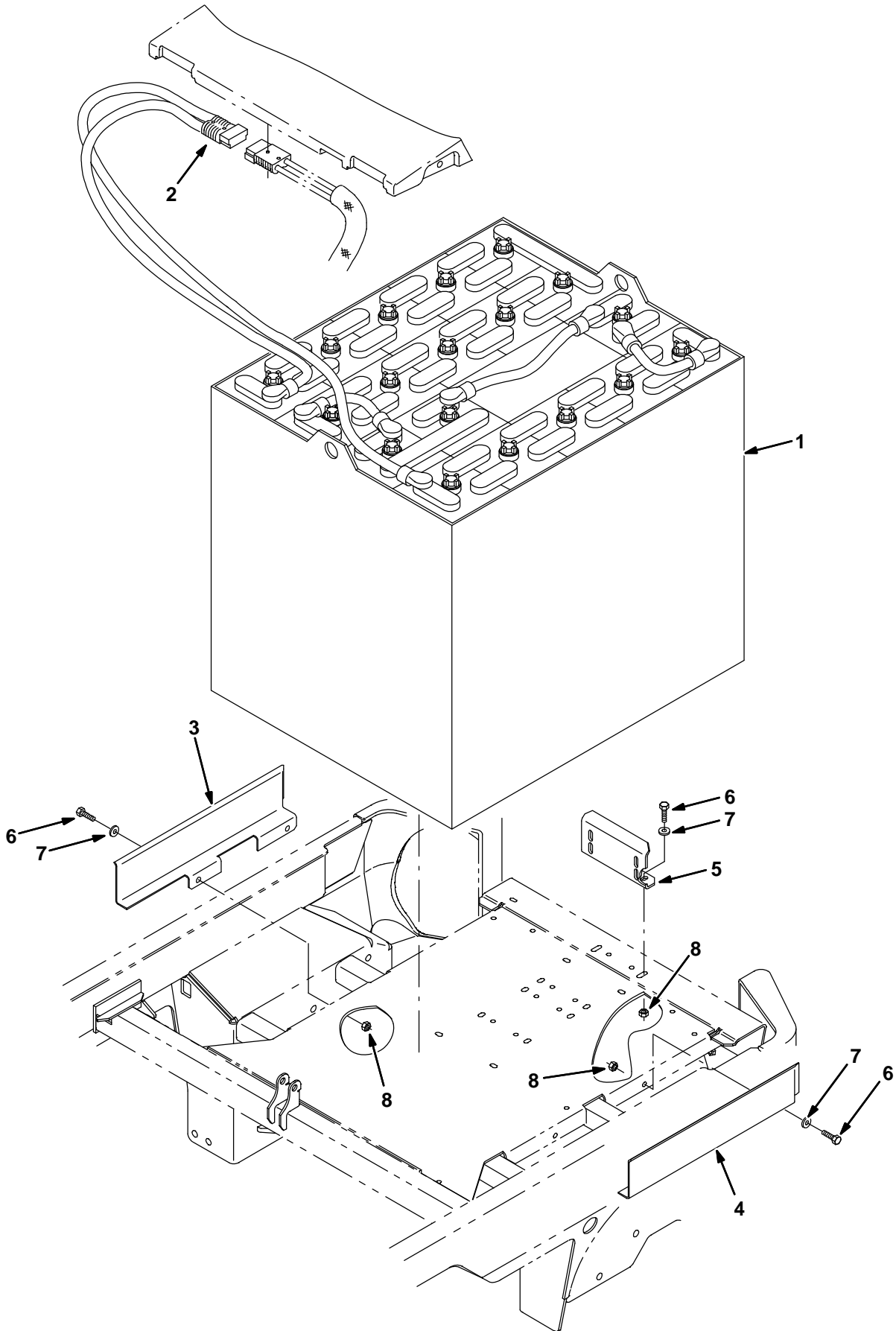


Fig. 72 - Battery Kit, 1000AH Wet (000000-006999)

	Ref.	Part No.	Serial Number	Description	Qty.
▽		386939	(000000-006999)	Kit, Ci, Battery, 36vdc, 1000Ah, Wet	1
▲▽	1	386337	(000000-006999)	Battery, 36vdc 1000Ah Wet	1
▲▲	2	01726	(000000-006999)	Connector, Anderson, 350A, Gray	1
▲	3	386677	(000000-006999)	Spacer, Battery, Rh	1
▲	4	386678	(000000-006999)	Spacer, Battery, Lh	1
▲	5	386575	(000000-006999)	Spacer, Battery, Rear	1
▲	6	09740	(000000-006999)	Screw, Hex, M8 X 1.25 X 20, Ss	6
▲	7	01685	(000000-006999)	Washer, Flat, 0.38b 0.88d .08, Ss	6
▲	8	08713	(000000-006999)	Nut, Hex, Lock, M8 X 1.25, NI, Ss	6

Fig. 73 – Battery Kit, 1000AH Wet (007000-)

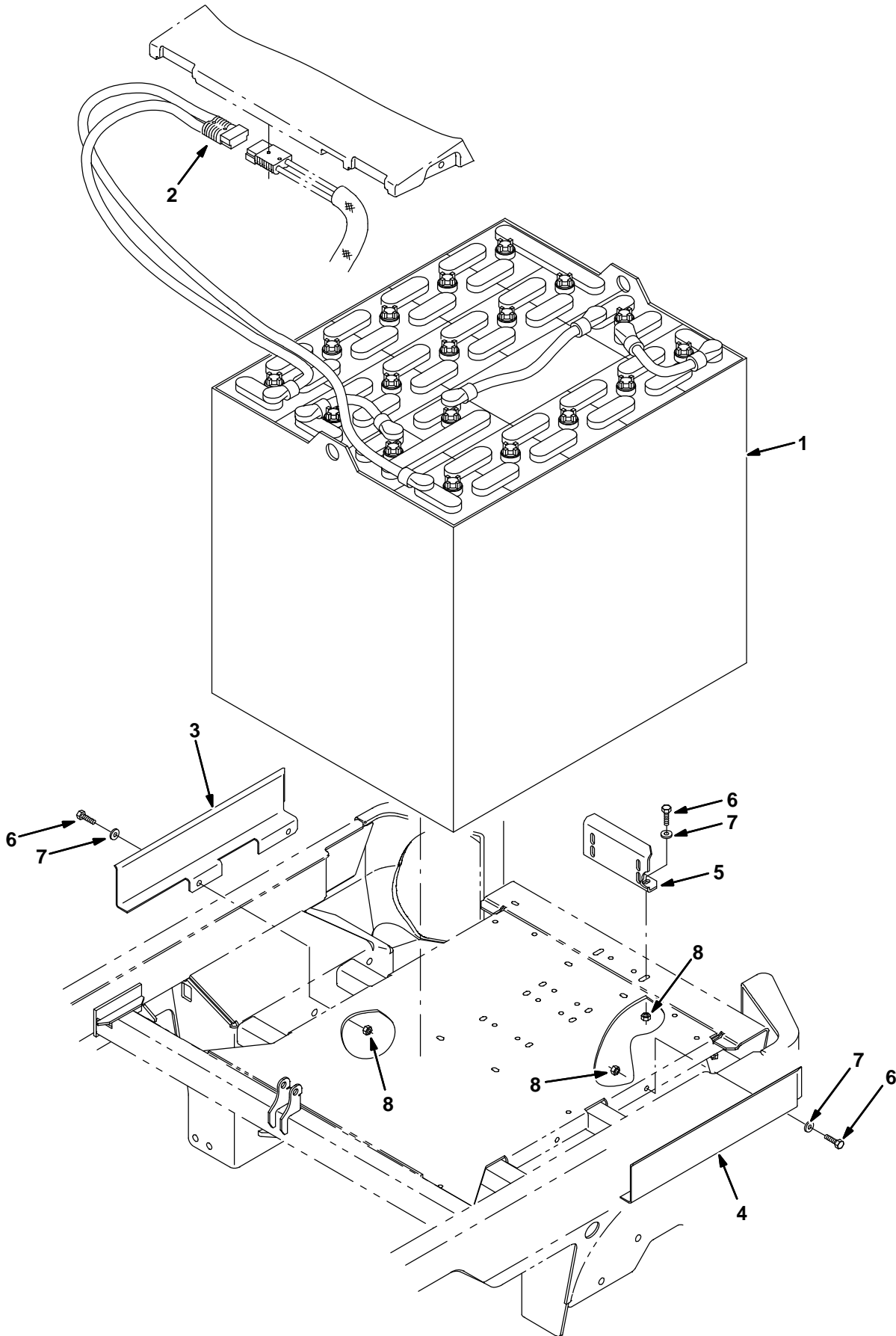
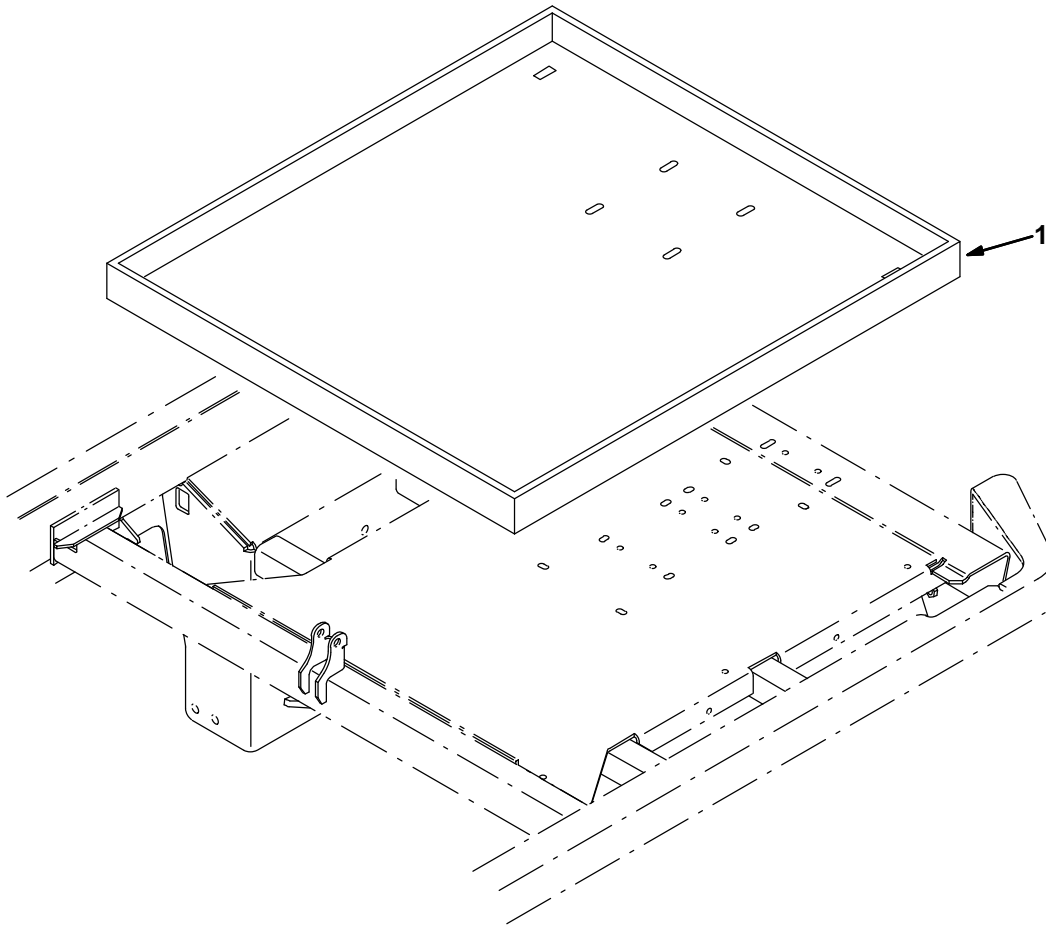


Fig. 73 - Battery Kit, 1000AH Wet (007000-)

	Ref.	Part No.	Serial Number	Description	Qty.
▽		9006939	(007000-) Battery Kit, 36vdc 1000ah, Wet, Gray, Ci	1
▲▽	1	386337	(007000-) Battery, 36vdc 1000Ah Wet	1
▲▲	2	01726	(007000-) Connector, Anderson, 350A, Gray	1
▲	3	1056791	(007000-) Spacer, Battery, Rh, Iron Gray	1
▲	4	1056790	(007000-) Spacer, Battery, Lh, Iron Gray	1
▲	5	1056878	(007000-) Spacer, Battery, Rear, Iron Gray	1
▲	6	09740	(007000-) Screw, Hex, M8 X 1.25 X 20, Ss	6
▲	7	01685	(007000-) Washer, Flat, 0.38b 0.88d .08, Ss	6
▲	8	07791	(000000-) Nut, Hex, Fing, M8 X 1.25	6

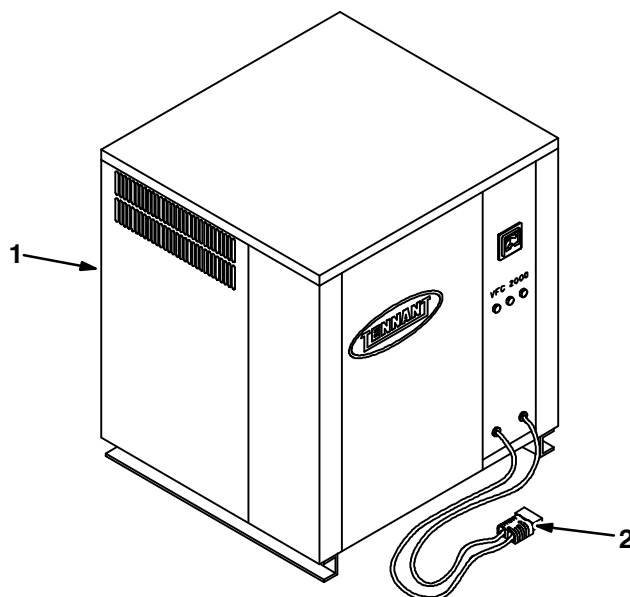
Fig. 74 - Battery Tray Group



356239 - NA

Ref.	Part No.	Serial Number	Description	Qty.
	387622	(000000-) Tray Wldt, Battery, 500Ah, 750Ah	1

Fig. 75 – Battery Charger Group, 120A, 36V, 60Hz (500Ah Batteries)



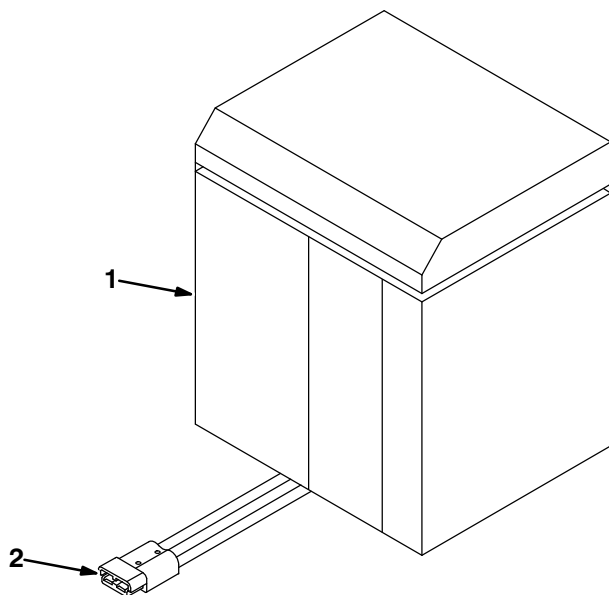
06051 – NA

	Ref.	Part No.	Serial Number	Description	Qty.
▽	1	398285	(000000–) Charger, 36V/120A 60H/1Ph 480V	1
▲	2	01726	(000000–) Connector, Andersn 350A, Gray	1
▽	1	398288	(000000–) Charger, 36V/120A 60H/3Ph 480V	1
▲	2	01726	(000000–) Connector, Andersn 350A, Gray	1

International Only

	Ref.	Part No.	Serial Number	Description	Qty.
▽	1	398316	(000000–) Charger, 36Vdc 120A Tri-Vac 1PH 50HZ	1
▲	2	01726	(000000–) Connector, Anderson, 350A, Gray	1
▽	1	398289	(000000–) Charger, 36Vdc 120A Tri-Vac 3PH 50HZ	1
▲	2	01726	(000000–) Connector, Anderson, 350A, Gray	1

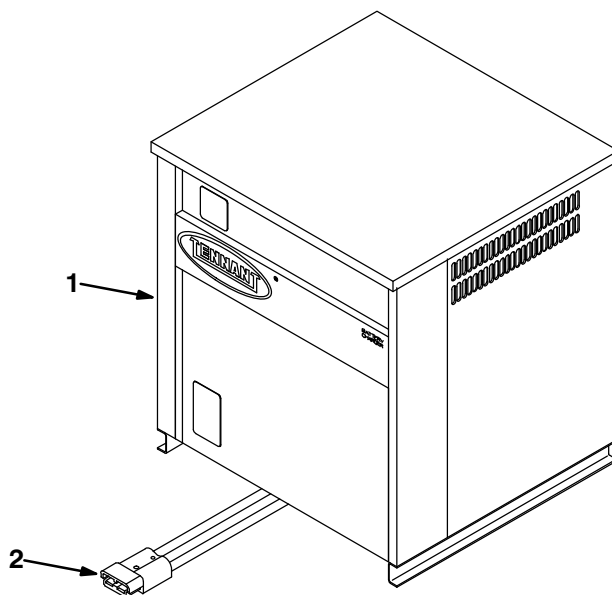
Fig. 76 – Battery Charger Group, 93A, 36V, 60Hz (600Ah Batteries)



353365 – NA

	Ref.	Part No.	Serial Number	Description	Qty.
▽	1	386338	(000000–) Charger, 36V/93A 60Hz, 1Ph, Sealed	1
▲	2	01726	(000000–) Connector, Anderson, 350A, Gray	1
▽	1	386344	(000000–) Charger, 36V/93A 60Hz, 3Ph, Sealed	1
▲	2	01726	(000000–) Connector, Anderson, 350A, Gray	1

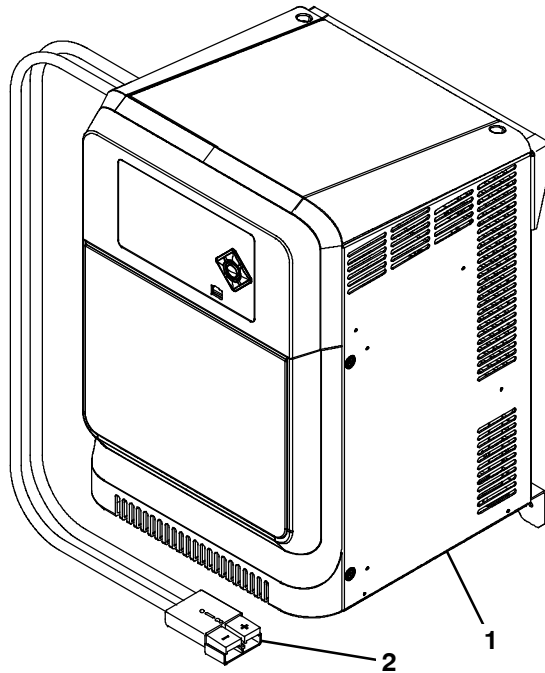
Fig. 77 – Battery Charger Group, 150A, 36V, 60Hz (750Ah Batteries)



353369 – NA

	Ref.	Part No.	Serial Number	Description	Qty.
▽	1	398292	(000000–) Charger, 36V/150A 60Hz	1
▲	2	01726	(000000–) Connector, Anderson, 350A, Gray	1

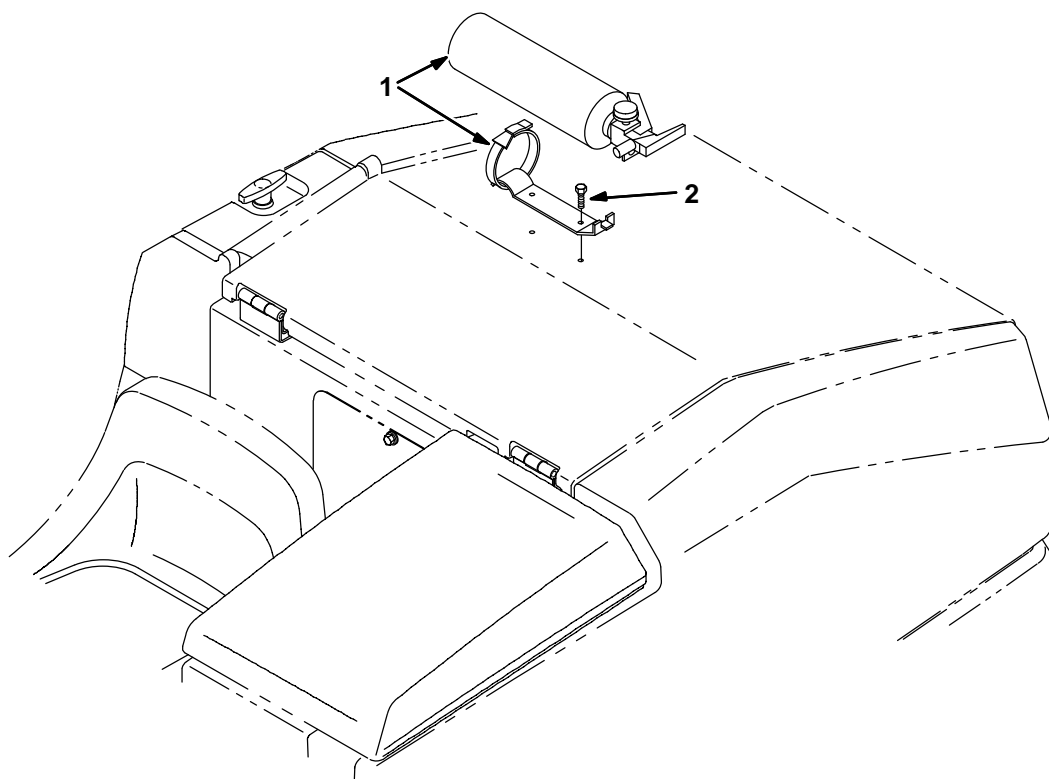
Fig. 78 - Battery Charger Group, 36vdc/160A, 480 VAC



353369 - 8300, NA

	Ref.	Part No.	Serial Number	Description	Qty.
▽	1	1219389	(000000-) Charger, 36Vdc/160A, 480 Vac	1
▲	2	01726	(000000-) Connector, Anderson, 350A, Gray	1

Fig. 79 – Fire Extinguisher Kit



353282 – NA

Ref.	Part No.	Serial Number	Description	Qty.
▽	387457	(000000–) Kit, CI, Extinguisher, Fire, [7300/8300]	1
▲▽	1 25312	(000000–) Extinguisher, Fire	1
▲▲	2 360973	(000000–) Screw, Pan, #12–16 x 0.50, F/Plstc	2

Fig. 80 – Documentation Group

07501 – 8300, NA

Ref.	Part No.	Serial Number	Description	Qty.
	330630	(000000–)	Manual Pkg, (8300 Ele Na)	1
	330631	(000000–)	Manual, Fiche, (8300 Ele)	1
	330635	(000000–)	Manual, Service, (8300 Ele Na)	1
	330632	(000000–)	Manual, Oprtr, (8300 Ele Es Na)	1
	330633	(000000–)	Manual, Oprtr, (8300 Ele Fr Na)	1
	387496	(000000–)	Video, Operator, Vhs, Ntsc [8300]	1
	1041885	(000000–)	Video, Oprtr, Training, Dvd [8300]	1
	9006257	(000000–)	Media, Cd–Rom, Training [ec–H2O TENNANT]	1



To view, print, order, download the latest Parts manual, other language Operator manuals, and Use and Care Guides (wall charts) visit:

www.tennantco.com/manual

SECTION 4

Contents	Page
Fig. 1 – Electric Motor Breakdown, 17363 . .	4-2
Fig. 2 – Electric Motor Breakdown, 398520 .	4-4
Fig. 3 – Electric Motor Breakdown, 222409 .	4-6
Fig. 4 – Electric Motor Breakdown, 374201 .	4-7
Fig. 5 – Electric Motor Breakdown, 1053284	4-8
Fig. 6 – Electric Motor Breakdown, 383709 .	4-9
Fig. 7 – Electric Motor Breakdown, 386050	4-10
Fig. 8 – Electric Motor Breakdown, 386679	4-11
Fig. 9 – Electric Motor Breakdown, 386811 .	4-12
Fig. 10 – Electric Motor Breakdown, 386687	4-13
Fig. 11 – Water Pump Breakdown, 387321 .	4-14
Fig. 12 – Metering Solution Pump Breakdown, 386364	4-15
Fig. 13 – Hydraulic Powerunit Breakdown, 368704	4-16
Fig. 14 – Hydraulic Motor Breakdown, 386703	4-17
Fig. 15 – Hydraulic Solenoid Valve Breakdown, 386705	4-18
Fig. 16 – Hydraulic Solenoid Valve Breakdown, 1049212	4-19
Fig. 17 – Steering Control Valve Breakdown, 373495	4-20
Fig. 18 – Electric Motor Breakdown, 387585	4-21
Fig. 19 – ec-H2O Module Assembly Breakdown, 9006270	4-22
Fig. 20 – ec-H2O Solution Pump Breakdown, 1005866	4-24
Fig. 21 – FaST Injector Assembly Breakdown, 1070035	4-25

Fig. 1 - Electric Motor Breakdown, 17363

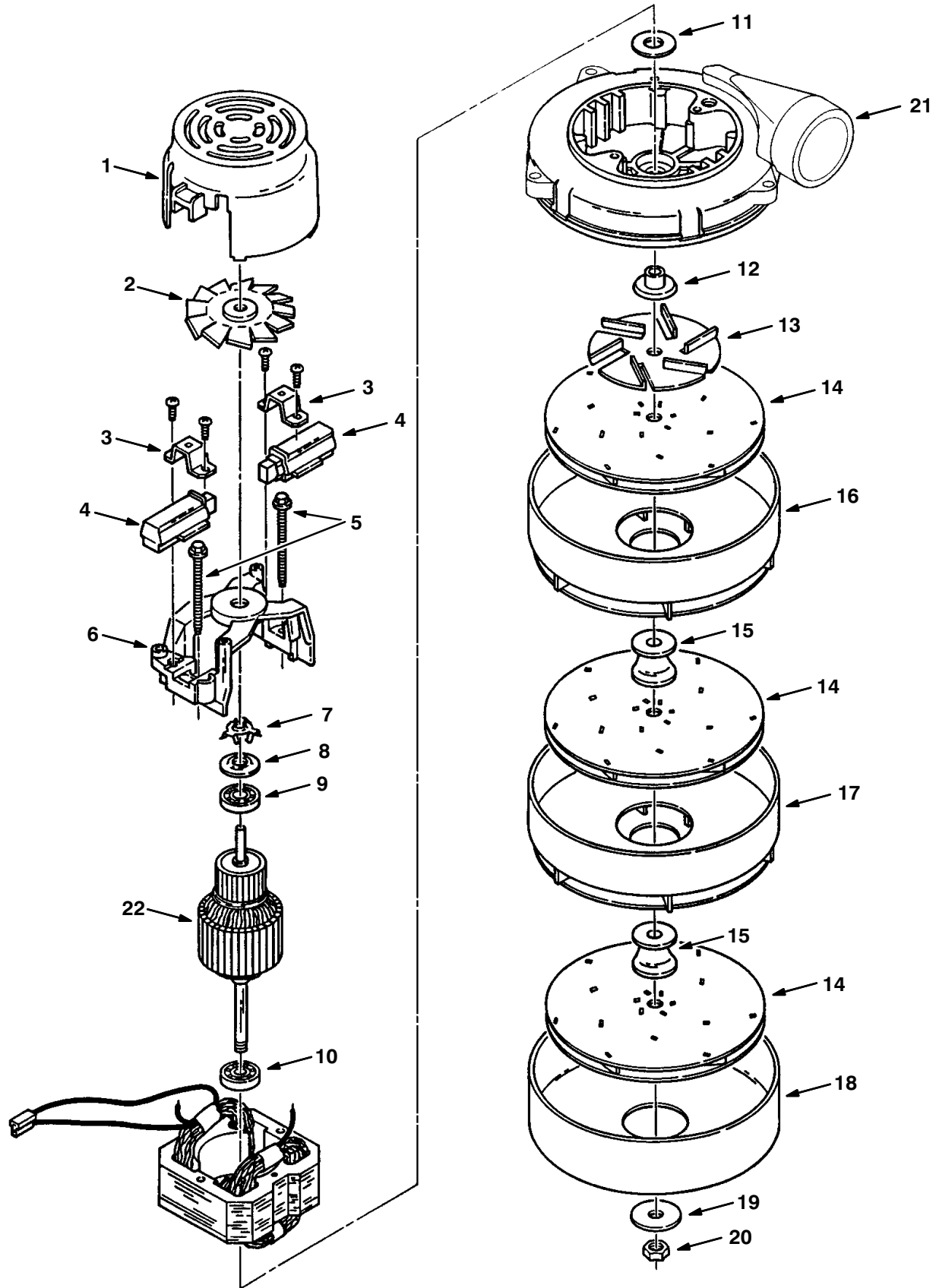


Fig. 1 – Electric Motor Breakdown, 17363

	Ref.	Part No.	Serial Number	Description	Qty.
▽		17363	(000000–) Fan vacuum, 36v	1
▲	1	37926	(000000–) Housing	1
▲	2	61298	(000000–) Fan	1
▲	3	01982	(000000–) Clamp	2
▲	4	11756	(000000–) Brush mechanism	2
▲	5	01969	(000000–) Screw	2
▲	6	01983	(000000–) Comm. bracket	1
▲	7	01856	(000000–) Spring, load	1
▲	8	37909	(000000–) Disc	1
▲	9	01842	(000000–) Bearing	1
▲	10	01837	(000000–) Bearing	1
▲	11	37912	(000000–) Washer, fl neo, 10.8x22x1.5	1
▲	12	18627	(000000–) Spacer	1
▲	13	01971	(000000–) Fan	1
▲	14	18628	(000000–) Fan, rotating	3
▲	15	18630	(000000–) Spacer	2
▲	16	61300	(000000–) Fan, stationary	1
▲	17	61297	(000000–) Fan, stationary	1
▲	18	61301	(000000–) Shell	1
▲	19	378983	(000000–) Washer	1
▲	20	37929	(000000–) Nut	1
▲		10925	(000000–) Connector, 2 conductor	1
▲		10926	(000000–) Terminal, female	2
▲	21	60386	(000000–) Bracket, far End	1
▲	22	21765	(000000–) Armature	1

Fig. 2 - Electric Motor Breakdown, 398520

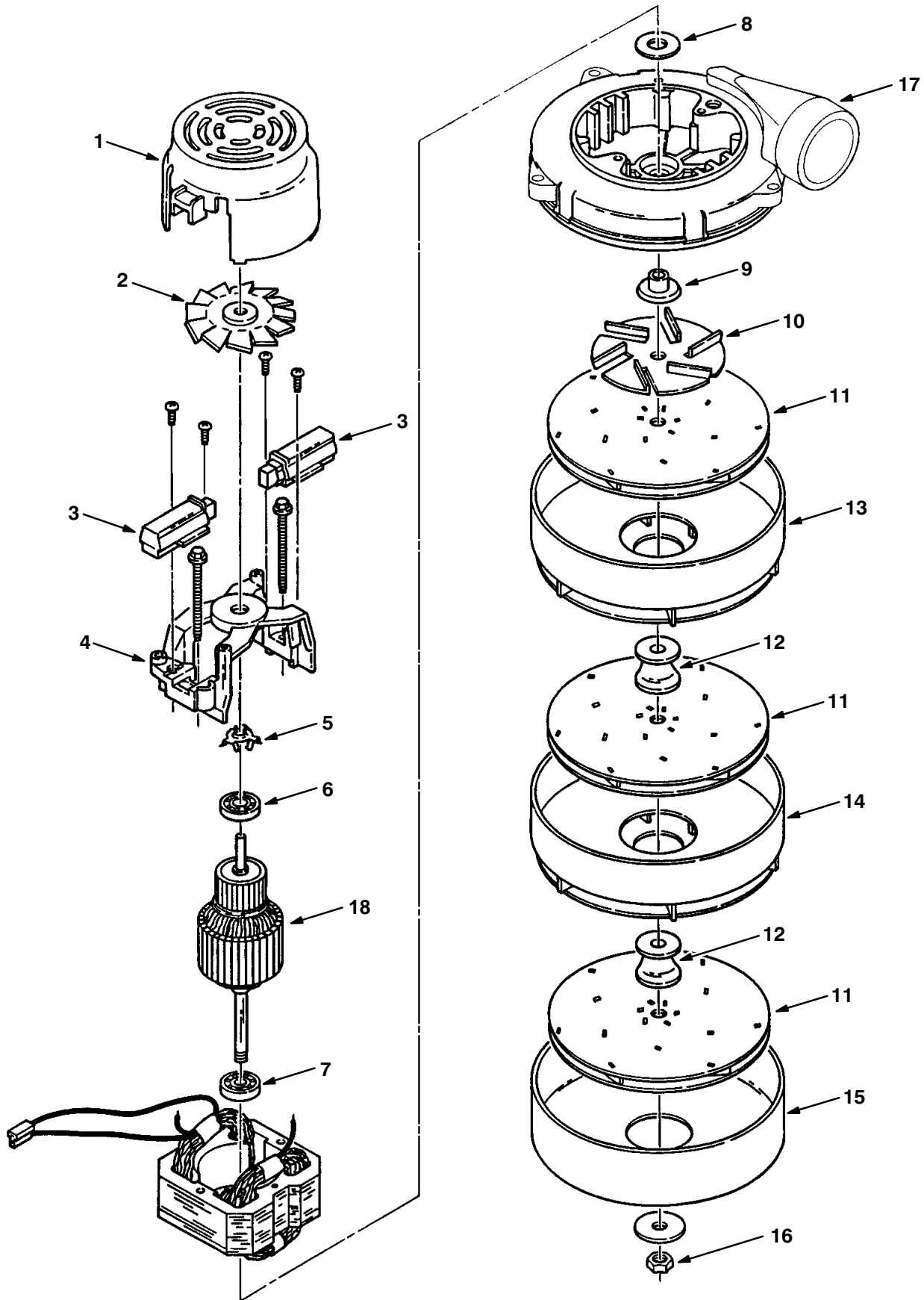
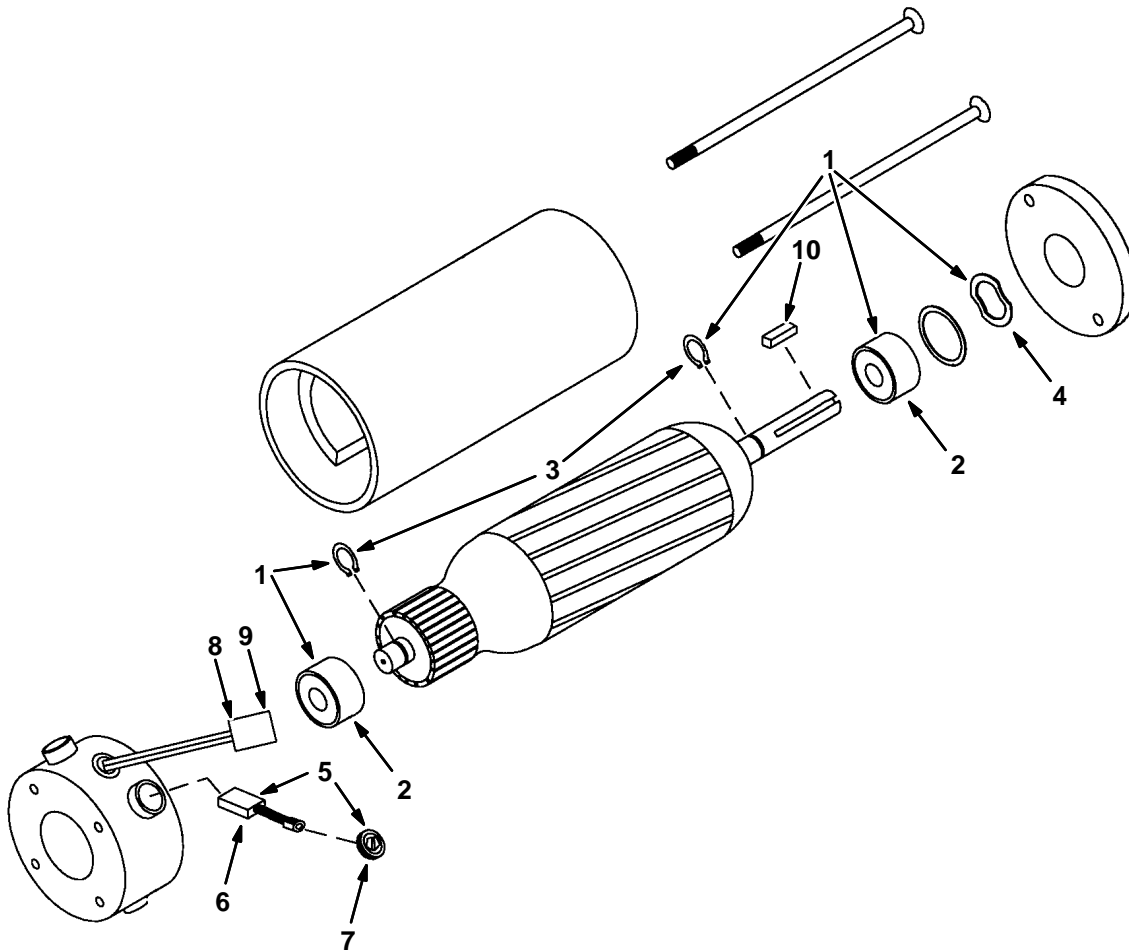


Fig. 2 – Electric Motor Breakdown, 398520

	Ref.	Part No.	Serial Number	Description	Qty.
▽		398520	(000000–)	Fan, Vacuum	1
▲	1	398511	(000000–)	Housing	1
▲	2	398512	(000000–)	Fan	1
▲	3	398513	(000000–)	Brush Mechanism	2
▲	4	398514	(000000–)	Comm. Bracket	1
▲	5	01856	(000000–)	Spring	1
▲	6	398515	(000000–)	Bearing	1
▲	7	01837	(000000–)	Bearing	1
▲	8	37912	(000000–)	Washer, Neo.	1
▲	9	398516	(000000–)	Spacer	1
▲	10	01971	(000000–)	Fan	1
▲	11	18628	(000000–)	Vacuum Fan	3
▲	12	398517	(000000–)	Spacer	2
▲	13	61300	(000000–)	Stationary Fan	1
▲	14	61297	(000000–)	Stationary Fan	1
▲	15	398518	(000000–)	Shell	1
▲	16	37929	(000000–)	Nut	1
▲	17	60386	(000000–)	Bracket, Fan End	1
▲	18	398519	(000000–)	Armature	1
▲		223264	(000000–)	Seal, Fan	1
▲		10925	(000000–)	Connector, 2 Conductor	1
▲		10926	(000000–)	Terminal, Female	2

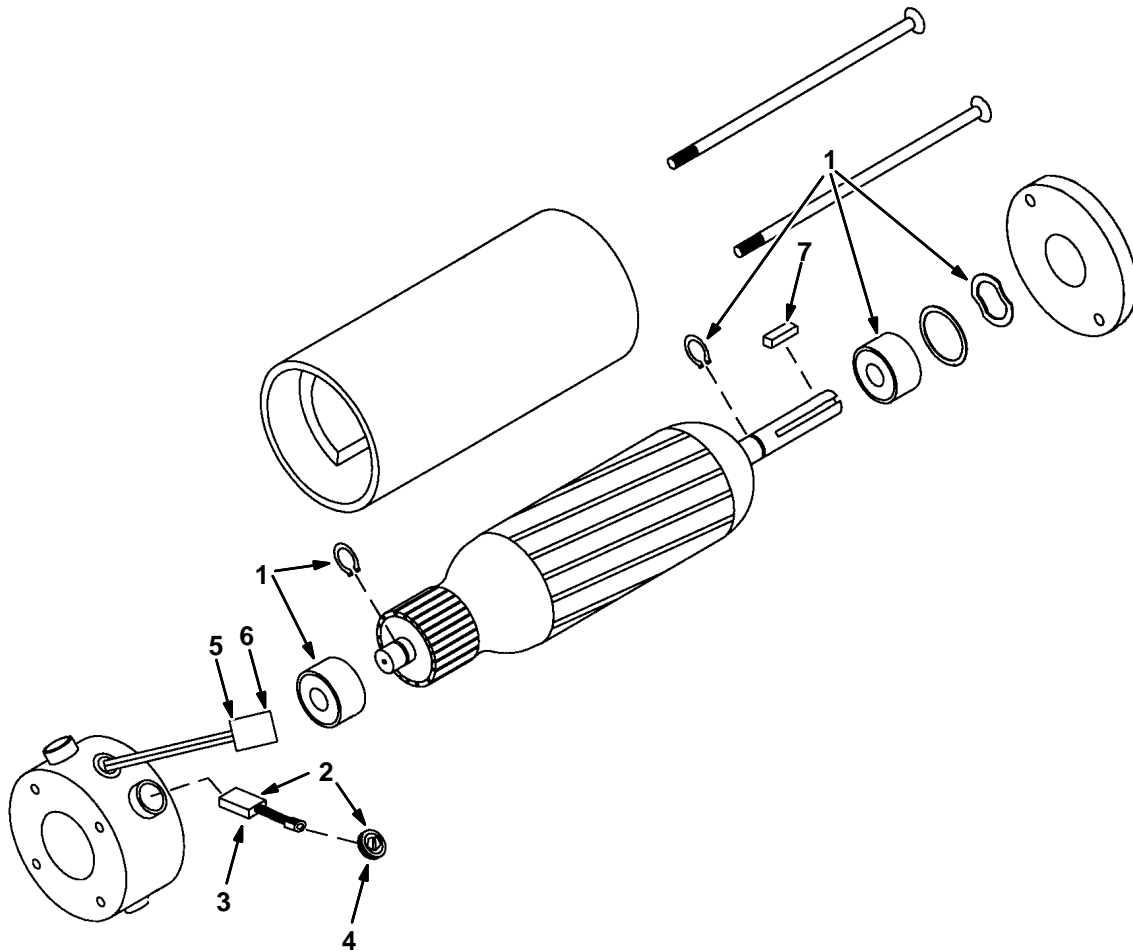
Fig. 3 – Electric Motor Breakdown, 222409



10426

Ref.	Part No.	Serial Number	Description	Qty.
▽	222409	(000000–) Motor Assy,EE Vac Fan	1
▲▽	1	222623	(000000–) Bearing Kit	1
▲▲	2	222635	(000000–) Bearing	2
▲▲	3	222637	(000000–) Snap Ring	2
▲▲	4	222638	(000000–) Wavy Washer	1
▲▽	5	222625	(000000–) Brush Kit	1
▲▲	6	222627	(000000–) Brush&Spring Assy	4
▲▲	7	222629	(000000–) Brush Holder Cap	4
▲	8	10925	(000000–) Connector, 2 Conductor	1
▲	9	24537	(000000–) Terminal, Female	2
▲	10	00912	(000000–) Key, Square	1

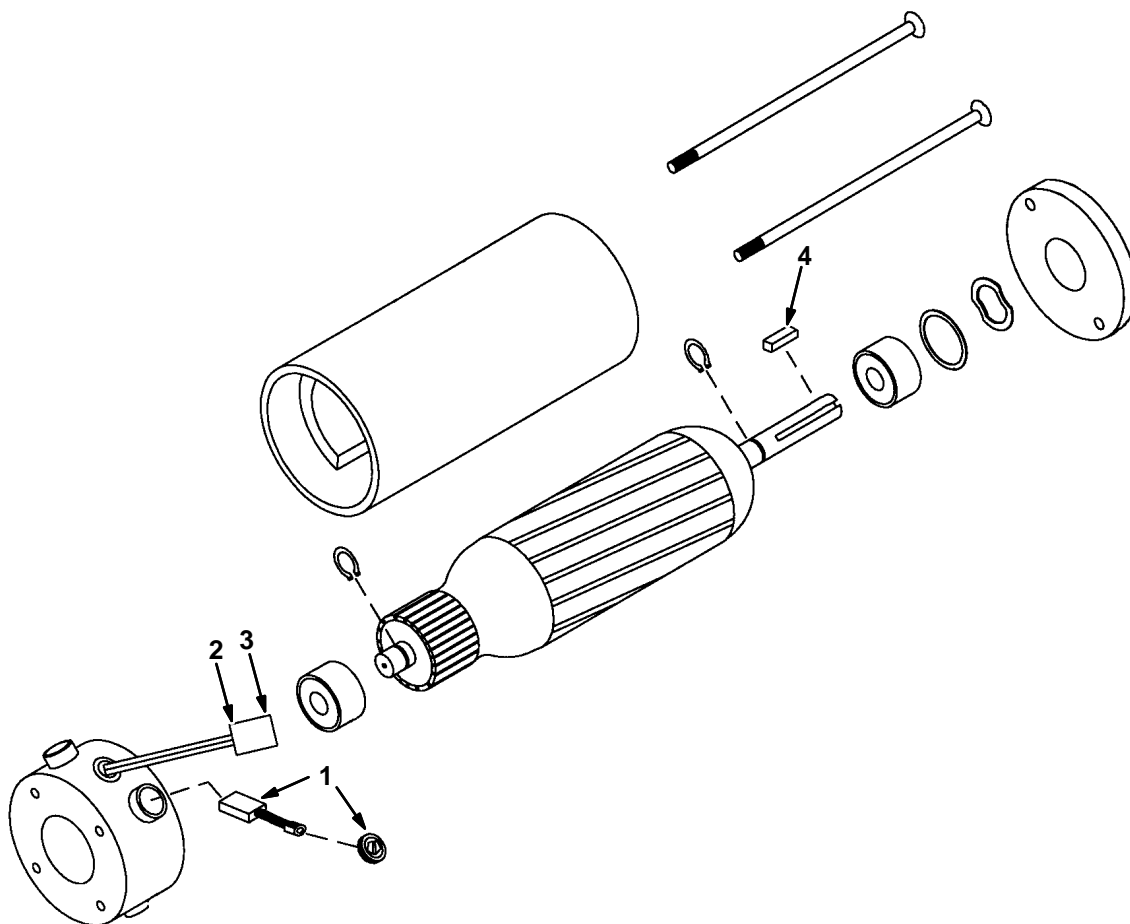
Fig. 4 – Electric Motor Breakdown, 374201



10426

Ref.	Part No.	Serial Number	Description	Qty.
▽	374201	(000000–) Motor Assy,EE Vac Fan	1
▲	1 375176	(000000–) Bearing Kit	1
▲▽	2 222625	(000000–) Brush Kit	1
▲▲	3 222627	(000000–) Brush&Spring Assy	4
▲▲	4 222629	(000000–) Brush Holder Cap	4
▲	5 10925	(000000–) Connector, 2 Conductor	1
▲	6 24537	(000000–) Terminal, Female	2
▲	7 00912	(000000–) Key, Square	1

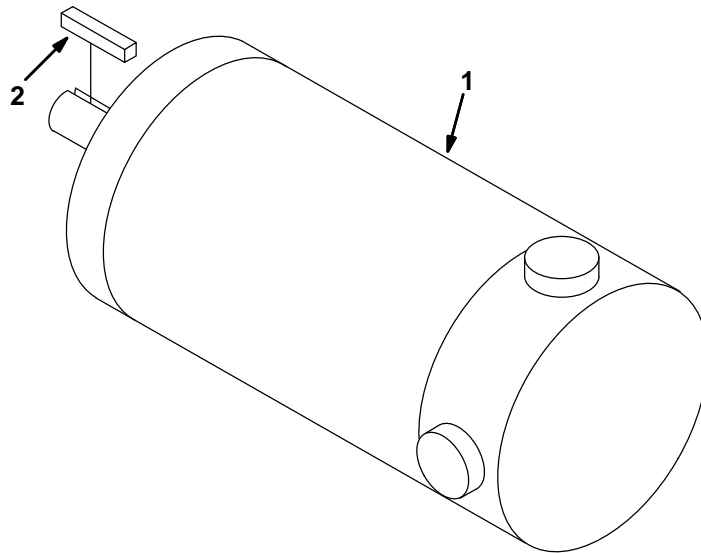
Fig. 5 – Electric Motor Breakdown, 1053284



10426

Ref.	Part No.	Serial Number	Description	Qty.
▽	1053284	(000000–) Motor, ele, 36Vdc 2500Rpm, 0.75Hp	1
▲	1	1039817	(000000–) Brush Kit, Motor, Ele	1
▲	2	10925	(000000–) Connector, 2 Conductor	1
▲	3	24537	(000000–) Terminal, Female	2
▲	4	00912	(000000–) Key, Square	1

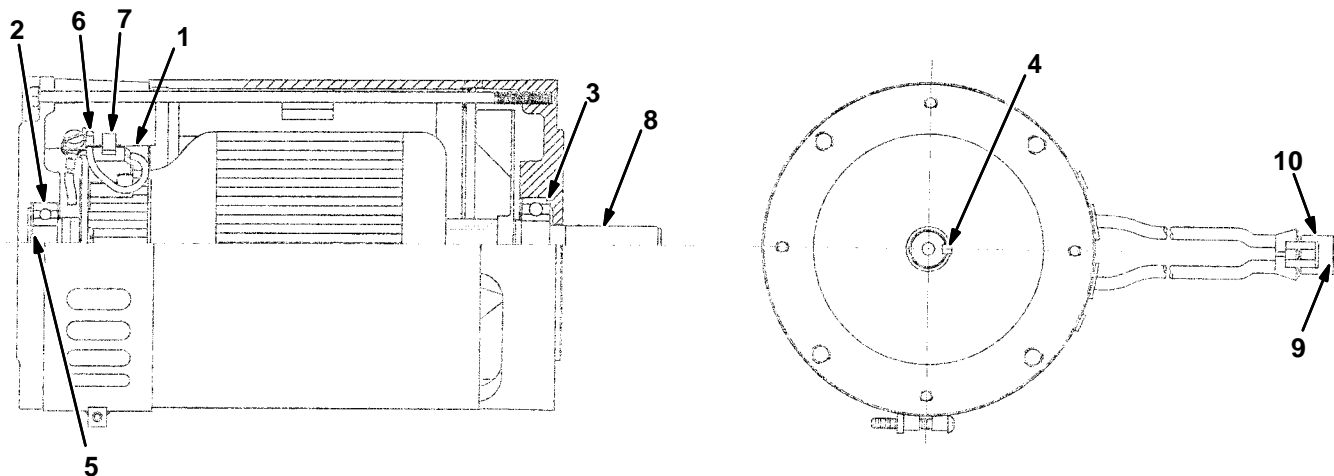
Fig. 6 – Electric Motor Breakdown, 383709



383107

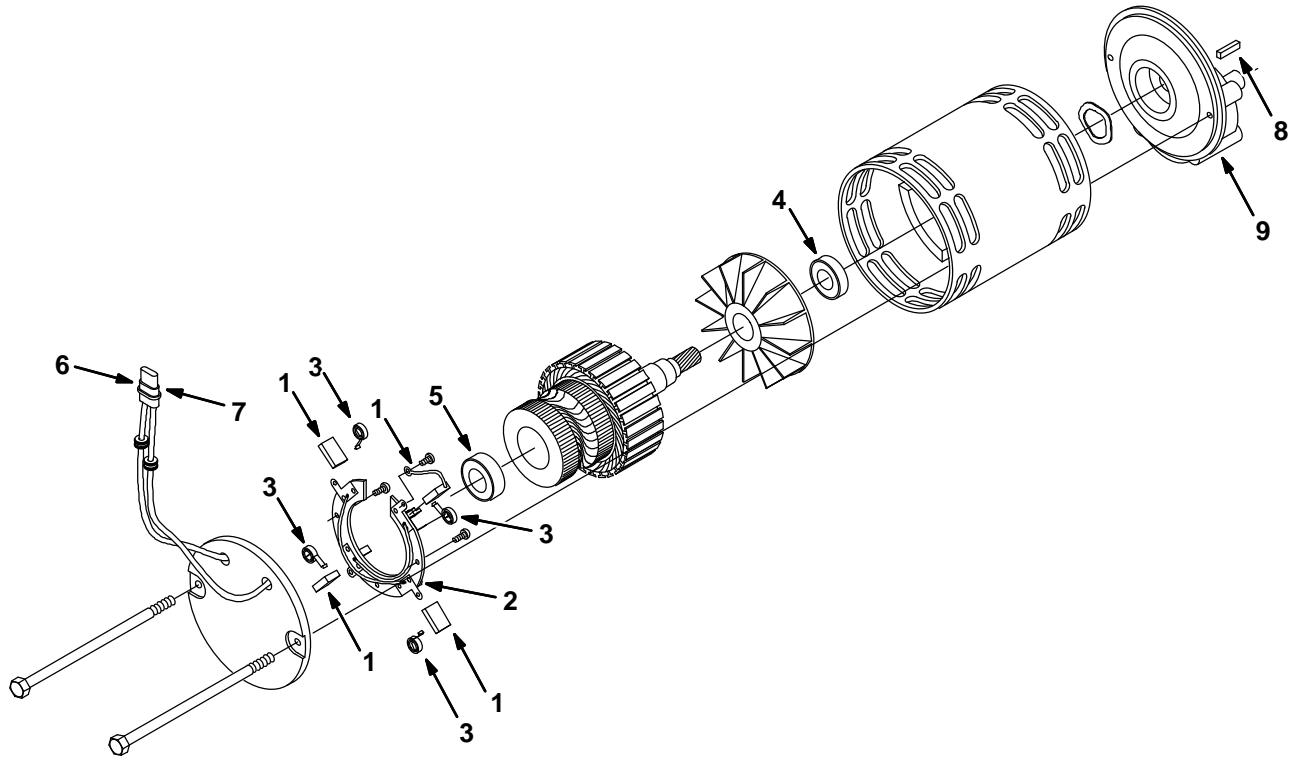
	Ref.	Part No.	Serial Number	Description	Qty.
▽	1	383709	(000000–) Motor Assy	1
▲▽		384207	(000000–) Bearing Kit	1
▲▲		384256	(000000–) Bearing	2
▲▲		222637	(000000–) Snap Ring	2
▲		384257	(000000–) Brush	2
▲		384258	(000000–) Screw, 6–32	2
▲		384259	(000000–) Spring, Retaining, Brush	2
▲	2	00912	(000000–) Key, Square	1

Fig. 7 – Electric Motor Breakdown, 386050



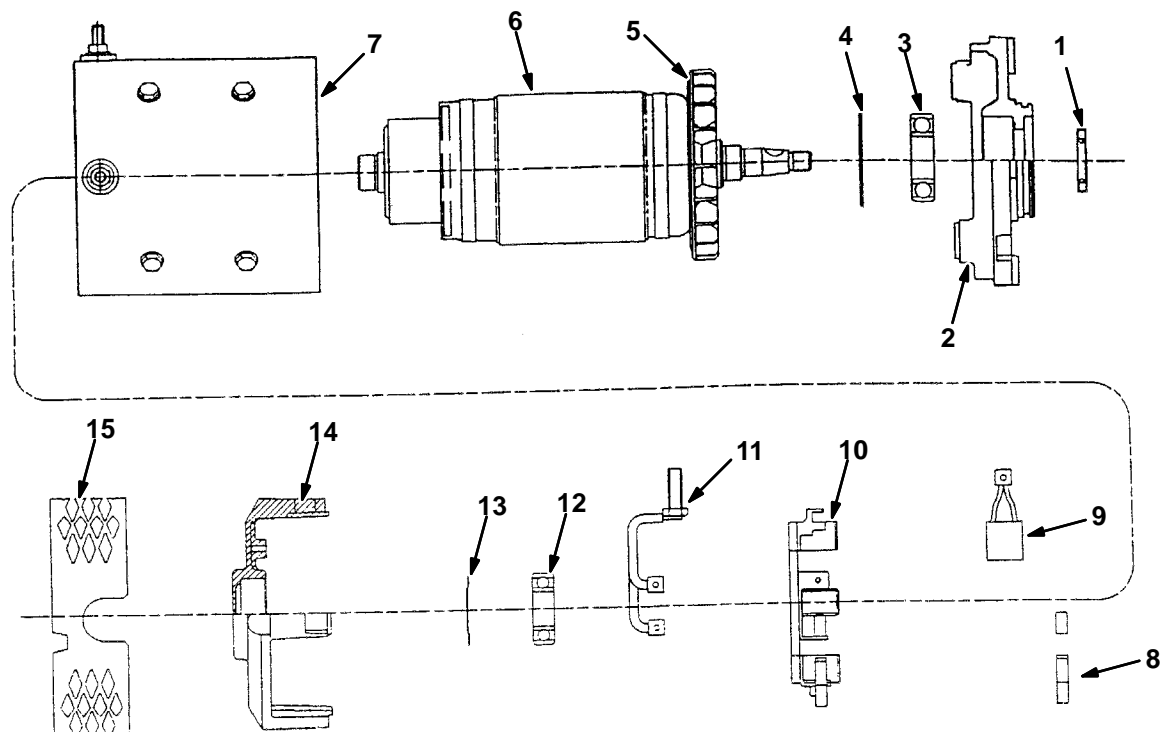
Ref.	Part No.	Serial Number	Description	Qty.	
▽	386050	(000000-) Motor, Ele, 36 Vdc 1500 Rpm 1.5 Hp		
▲	1	41367	(000000-) Brush	4
▲	2	41368	(000000-) Bearing	1
▲	3	41371	(000000-) Bearing	1
▲	4	00918	(000000-) Key, Sq, 0.19 X 0.19, 01.25L	1
▲	5	387250	(000000-) Spring, Bearing	1
▲	6	21800	(000000-) Ring, Brush	1
▲	7	60189	(000000-) Spring	4
▲	8	387251	(000000-) Armature Assy, Complt	1
▲	9	24537	(000000-) Terminal, [Metripk630], Fem 10	2
▲	10	10925	(000000-) Connector, 2-Conductor	1

Fig. 8 – Electric Motor Breakdown, 386679



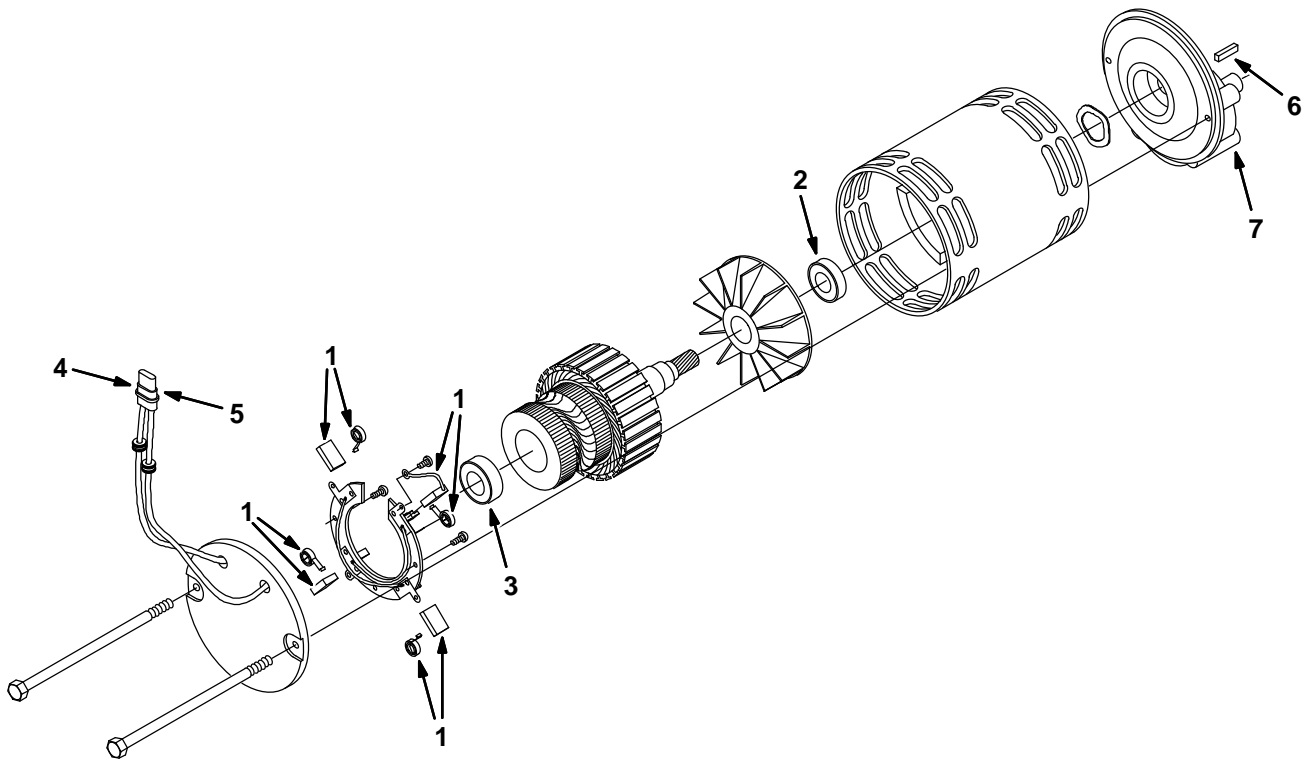
Ref.	Part No.	Serial Number	Description	Qty.
▽	386679	(000000–) Motor, Gear, Ele, 1.5Hp, 36Vdc, 300Rpm	
▲	1 387371	(000000–) Brush Kit	1
▲▽	2 387373	(000000–) Brush Holder Assy	1
▲▲	3 387374	(000000–) Spring, Brush	4
▲	4 41371	(000000–) Bearing	1
▲	5 41368	(000000–) Bearing	1
▲	6 10925	(000000–) Connector Body	1
▲	7 24537	(000000–) Terminal	2
▲	8 00928	(000000–) Key Square 0.25 X 0.25, 01.00L	1
▲	9 387372	(000000–) Gearbox, Motor	1

Fig. 9 – Electric Motor Breakdown, 386811



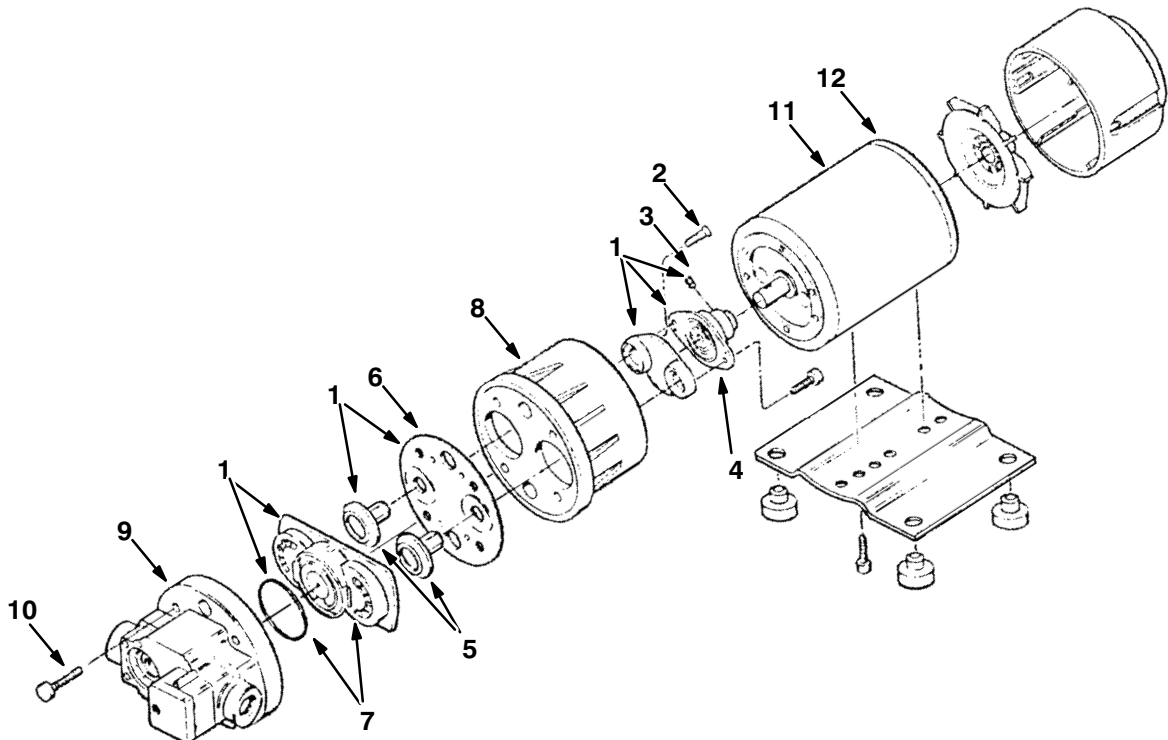
Ref.	Part No.	Serial Number	Description	Qty.
▽	386811	(000000–) Motor, Ele, Traction	
▲	1 48753	(000000–) Seal	1
▲	2 387354	(000000–) Head, Drive End	1
▲	3 48754	(000000–) Bearing	1
▲	4 387355	(000000–) Ring, Retaining	1
▲	5 361966	(000000–) Armature Fan	1
▲	6 387356	(000000–) Armature and Fan Assembly	1
▲	7 387357	(000000–) Frame and Field Assembly	1
▲	8 48755	(000000–) Spring, Brush	1
▲	9 385742	(000000–) Brush, Motor, Ele	4
▲	10 223677	(000000–) Brush Palte	1
▲	11 387358	(000000–) Wire Assy, Brush	1
▲	12 48758	(000000–) Bearing	1
▲	13 361971	(000000–) H-016 Wavy Washer	1
▲	14 387359	(000000–) Head, Commutator End	1
▲	15 361973	(000000–) Headband	1

Fig. 10 – Electric Motor Breakdown, 386687



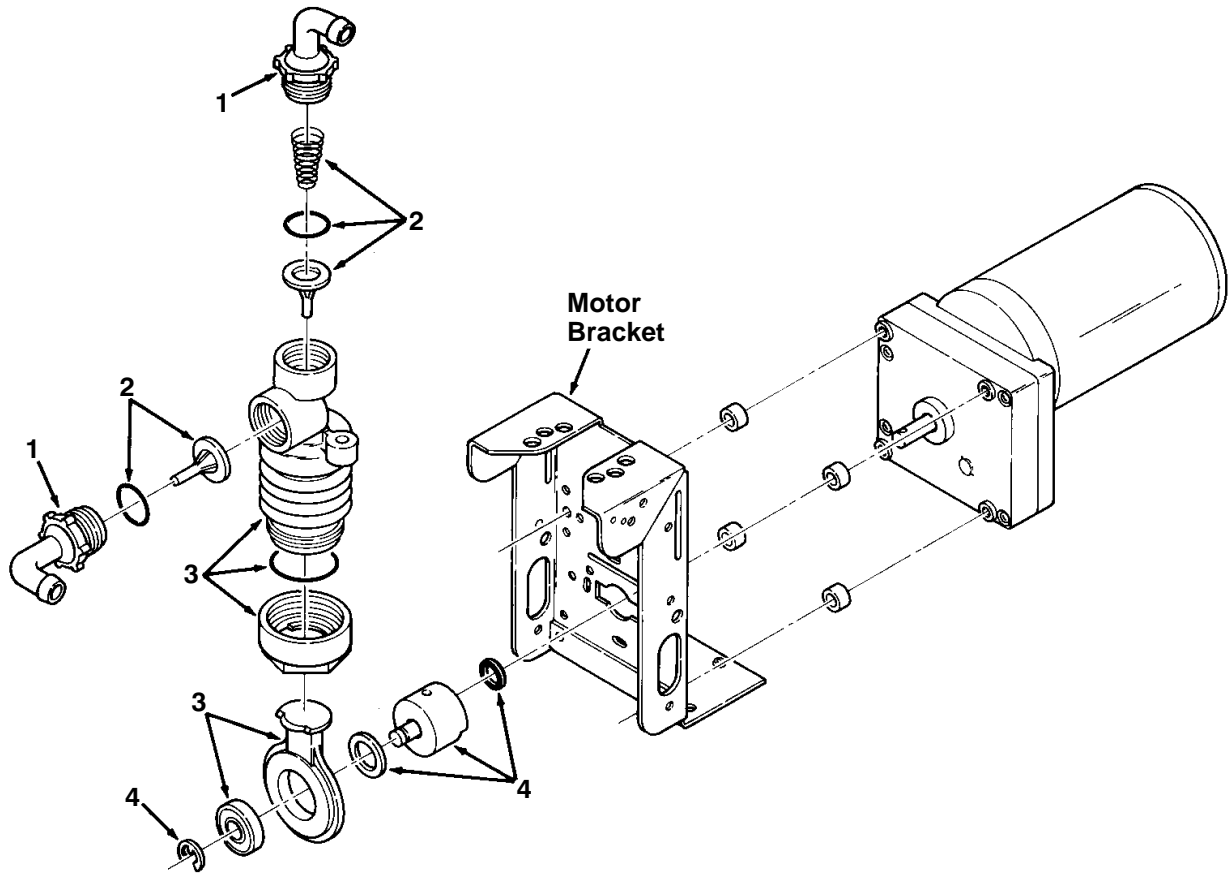
Ref.	Part No.	Serial Number	Description	Qty.
▽	386687	(000000–) Motor, Gear, 1.0Hp 36V	1
▲	1	222606	(000000–) Brush Kit	1
▲	2	222618	(000000–) Bearing	1
▲	3	222617	(000000–) Bearing	1
▲	4	10925	(000000–) Connector Body	1
▲	5	24537	(000000–) Terminal	2
▲	6	00928	(000000–) Key Square 0.25 0.25 01.00 Lg	1
▲	7	374005	(000000–) Gearbox, Motor	1

Fig. 11 – Water Pump Breakdown, 387321



Ref.	Part No.	Serial Number	Description	Qty.
▽	387321	(000000–) Pump kit, Power Wand	1
▲	1	65678	(000000–) Seal kit	1
▲	2	65667	(000000–) Screw	1
▲	3	65668	(000000–) Screw	1
▲	4	370923	(000000–) Cam/bearing\Diaphragm Kit	1
▲	5	65671	(000000–) Piston	1
▲	6	65672	(000000–) Diaphragm kit	1
▲	7	65673	(000000–) Check valve assy	1
▲	8	65670	(000000–) Bearing cover	1
▲	9	65674	(000000–) Switch assy	1
▲	10	65675	(000000–) Pump screw	1
▲	11	65676	(000000–) Motor	1
▲	12	65677	(000000–) Brush/rectifier Assy	1
▲		78950	(000000–) Connector assy	2
▲		78951	(000000–) Terminal female	2
▲		10917	(000000–) Seal connector	2

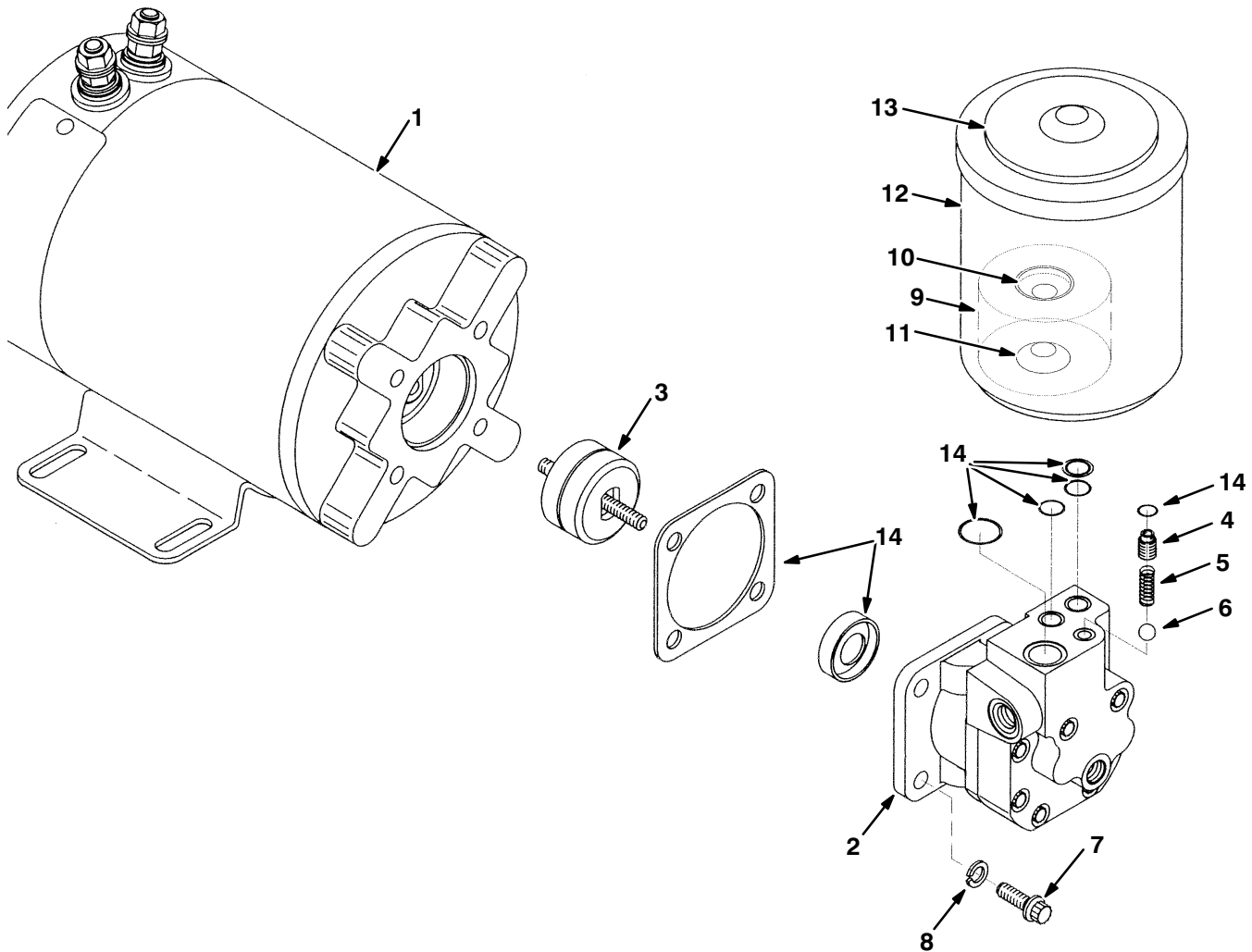
Fig. 12 – Metering Solution Pump Breakdown, 386364



00112 – ALL

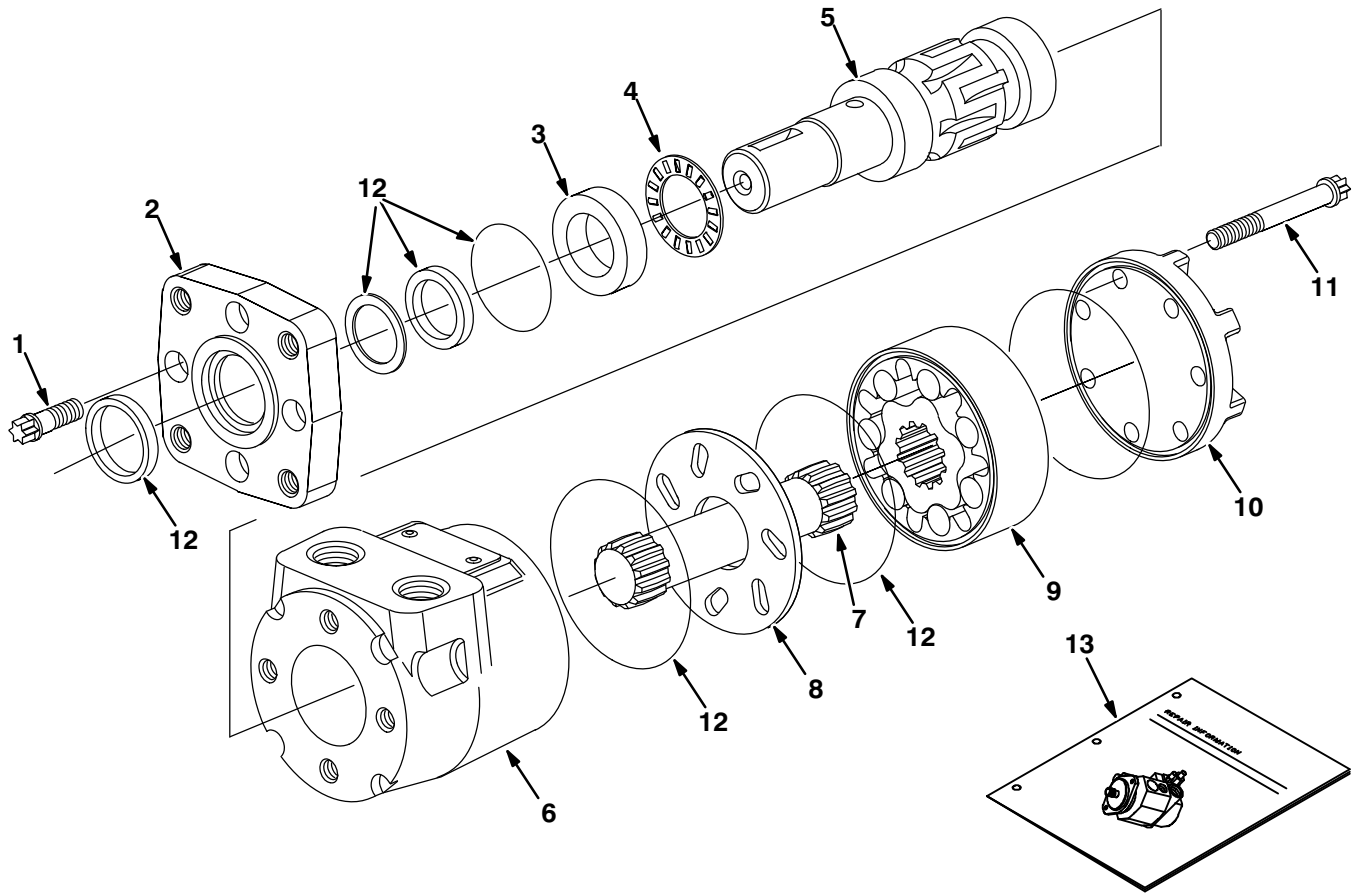
Ref.	Part No.	Serial Number	Description	Qty.
▽	386364	(000000–) Pump, Metering Solution	1
▲	1 63923	(000000–) Connector Kit, Tubing	1
▲	2 21659	(000000–) Valve Kit, Pump	1
▲	3 21661	(000000–) Replacement Kit, Bellows	1
▲	4 02430	(000000–) Crank Replacement Kit	1

Fig. 13 – Hydraulic Powerunit Breakdown, 368704



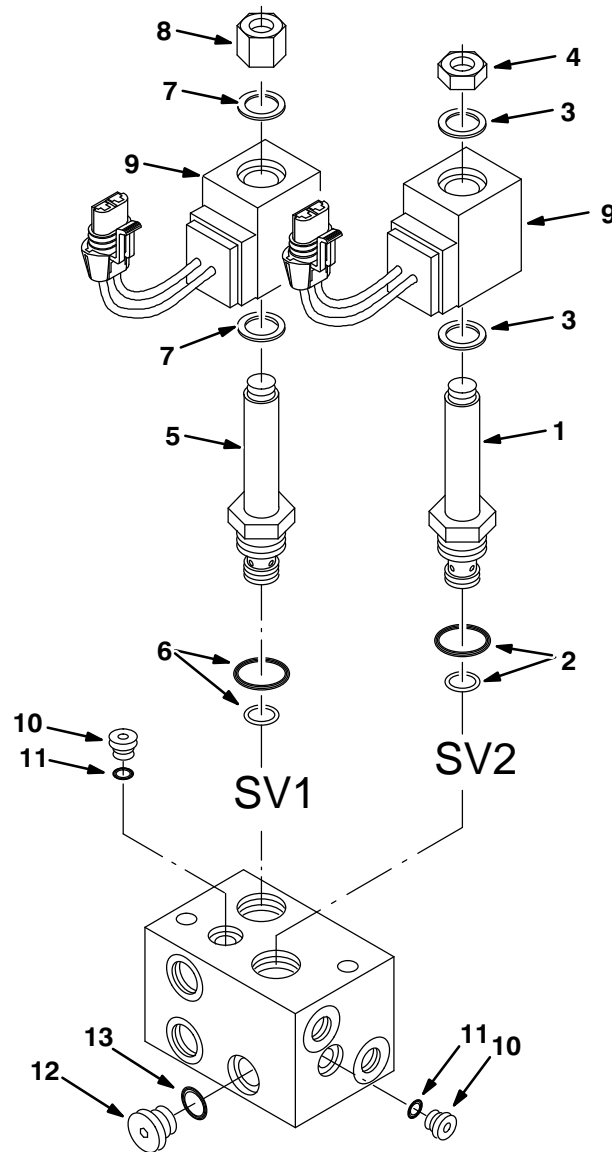
Ref.	Part No.	Serial Number	Description	Qty.	
▽	386704	(000000–) Powerunit, Hyd, 36Vdc	1	
▲	1	387597	(000000–) Motor, Elect	1
▲	2	387598	(000000–) Pump assy	1
▲	3	387599	(000000–) Coupling, Flexible	1
▲	4	387600	(000000–) Screw, Adjuster	1
▲	5	387607	(000000–) Spring	1
▲	6	387608	(000000–) Ball, Check	1
▲	7	387609	(000000–) Screw, Mtg	4
▲	8	387610	(000000–) Washer	4
▲	9	387602	(000000–) Element, Fltr	1
▲	10	387603	(000000–) Seal, Cup, Upper	1
▲	11	387604	(000000–) Seal, Cup, Lower	1
▲	12	387605	(000000–) Reservoir	1
▲	13	387606	(000000–) Cover, Reservoir	1
▲	14	387601	(000000–) Kit, Seal	1

Fig. 14 – Hydraulic Motor Breakdown, 386703



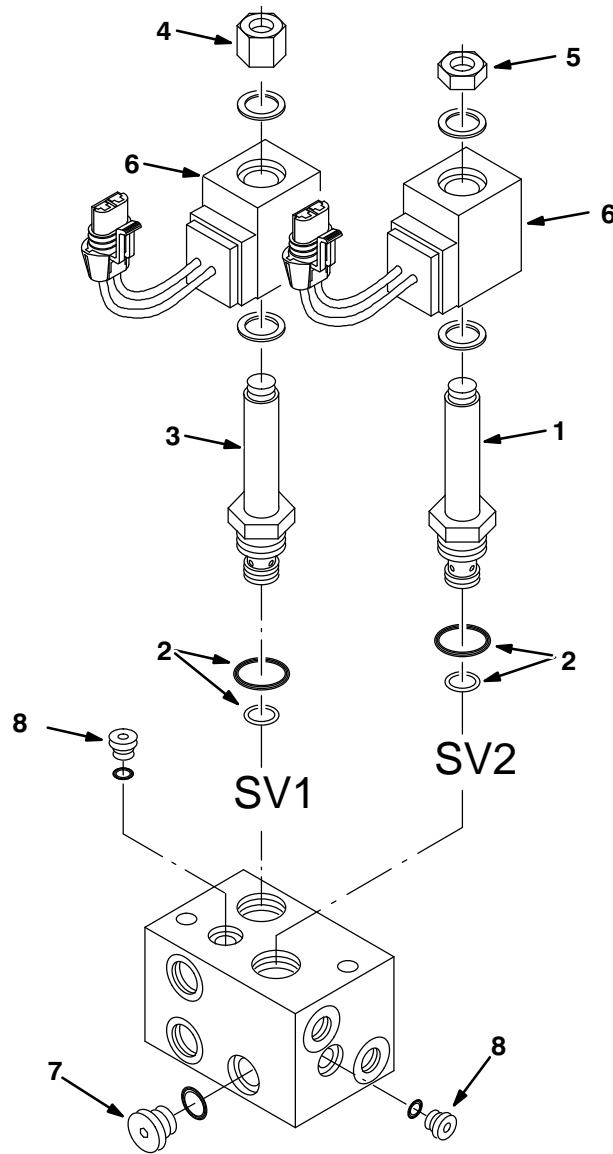
Ref.	Part No.	Serial Number	Description	Qty.
▽	386703	(000000–) Motor, Hyd	1
▲	1	37555	(000000–) Screw	4
▲	2	763504	(000000–) Flange	1
▲	3	16695	(000000–) Race Thrust	1
▲	4	45628	(000000–) Bearing, Thrust	1
▲	5	763508	(000000–) Shaft, Output	1
▲	6	22655	(000000–) Housing	1
▲	7	373344	(000000–) Drive, Main CI	1
▲	8	22658	(000000–) Spacer	1
▲	9	373343	(000000–) Geroler S/A CI	1
▲	10	373422	(000000–) Cap, End	1
▲	11	21958	(000000–) Cap, Screw CI	7
▲	12	373423	(000000–) Kit, Seal, Motor	1
▲	13	22661	(000000–) Instruction, Repair	1

Fig. 15 – Hydraulic Solenoid Valve Breakdown, 386705



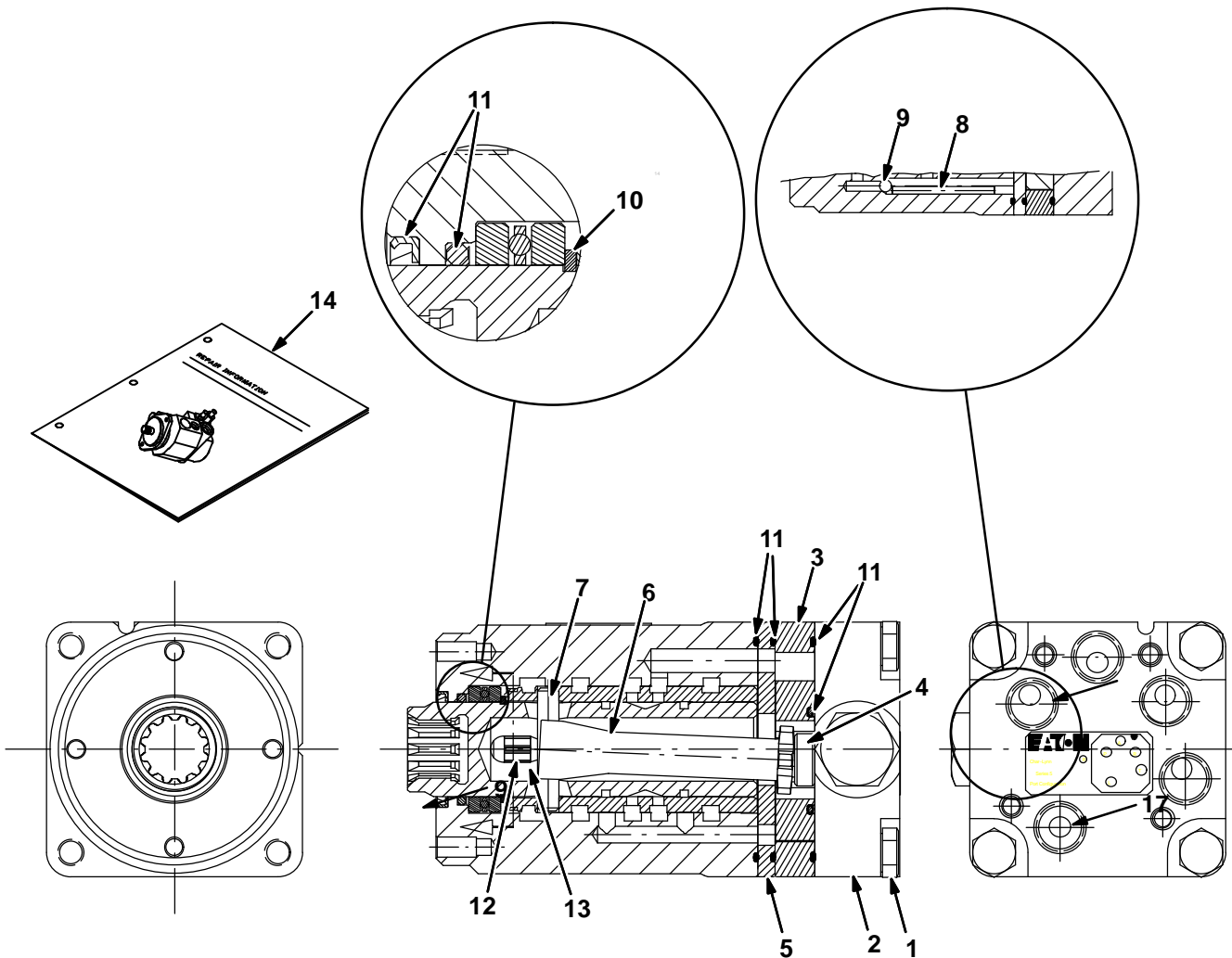
Ref.	Part No.	Serial Number	Description	Qty.
▽	386705	(000000-) Valve, Hyd, Solenoid	1
▲▽	1 79716	(000000-) Valve Stem	1
▲▲	2 79711	(000000-) Kit, Seal, Hyd, Valve	1
▲▲	3 79740	(000000-) Kit, Seal, Hyd, Valve	1
▲▲	4 79728	(000000-) Nut	1
▲▽	5 79739	(000000-) Valve, Stem	1
▲▲	6 79711	(000000-) Kit, Seal, Hyd, Valve	1
▲▲	7 79740	(000000-) Kit, Seal, Hyd, Valve	1
▲▲	8 79731	(000000-) Nut	1
▲	9 373421	(000000-) Coil 36v	2
▲▽	10 13902	(000000-) Plug, O-Ring	2
▲▲	11 77001	(000000-) Seal, O-Ring,	1
▲▽	12 74098	(000000-) Plug, O-Ring	1
▲▲	13 77003	(000000-) Seal, O-Ring, .072 X .35id	1

Fig. 16 – Hydraulic Solenoid Valve Breakdown, 1049212



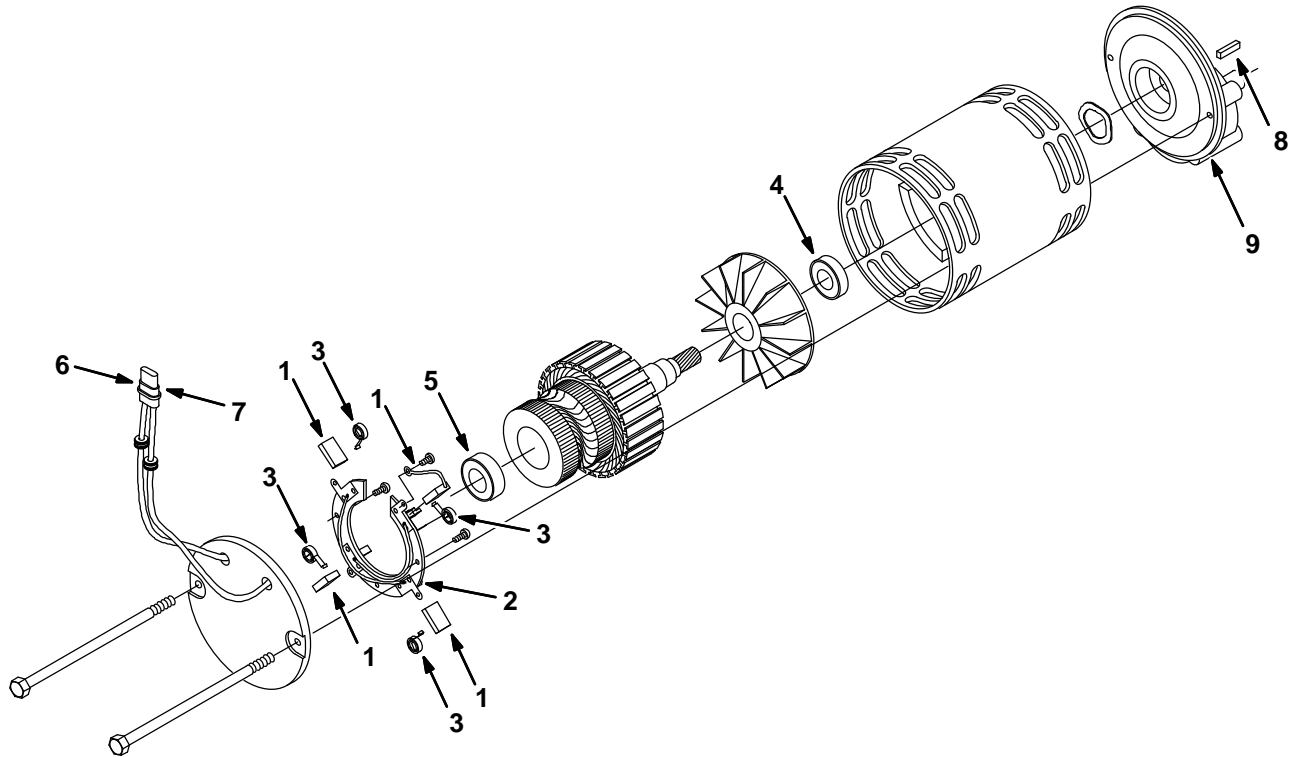
Ref.	Part No.	Serial Number	Description	Qty.	
▽	1049212	(000000–) Valve, Cntrl, Hyd, Solenoid, 36vdc 06gpm	1	
▲	1	1050812	(000000–) Stem, Valve, Hyd	1
▲	2	1050780	(000000–) Seal Kit, Cartridge	1
▲	3	1052230	(000000–) Stem, Valve, Hyd	1
▲	4	373585	(000000–) Nut, Long	1
▲	5	373584	(000000–) Nut, Short	1
▲	6	1052515	(000000–) Solenoid, Valve, Hyd, 36vdc	2
▲	7	1050873	(000000–) Fitting, Plug, Om06, Valve	1
▲	8	1050869	(000000–) Fitting, Plug, Om04, Valve	2

Fig. 17 – Steering Control Valve Breakdown, 373495



Ref.	Part No.	Serial Number	Description	Qty.
▽	373495	(000000–) Steer-Control, Hyd	4
▲	1	373567	(000000–) Screw, Cap	1
▲	2	373568	(000000–) Cap, End	1
▲	3	373569	(000000–) Geroter	1
▲	4	373570	(000000–) Spacer	1
▲	5	373571	(000000–) Plate, Wear	1
▲	6	74231	(000000–) Drive, Valve, Strg	1
▲	7	74232	(000000–) Pin, Valve, Strg	1
▲	8	373572	(000000–) Pin	1
▲	9	74114	(000000–) Ball, Check, Strg Valve	1
▲	10	74243	(000000–) Ring, Retainer, Valve, Strg	1
▲	11	74244	(000000–) Kit, Seal, Hyd, Valve, Strg	1
▲	12	74196	(000000–) Kit, Spring, Valve, Strg	1
▲	13	21935	(000000–) Bearing Kit	1
▲	14	74245	(000000–) Instruction, Repair, Valve, Strg	1

Fig. 18 – Electric Motor Breakdown, 387585



Ref.	Part No.	Serial Number	Description	Qty.
▽	387585	(000000–) Motor, Gear, Ele, 1.5Hp, 36Vdc, 300Rpm	
▲	1 387589	(000000–) Brush	4
▲	2 387590	(000000–) Brush, Board, Assy	1
▲	3 387592	(000000–) Spring, Brush	4
▲	4 387587	(000000–) Bearing	1
▲	5 387588	(000000–) Bearing	1
▲	6 10925	(000000–) Connector Body	1
▲	7 24537	(000000–) Terminal	2
▲	8 00928	(000000–) Key Square 0.25 X 0.25, 01.00L	1
▲	9 374005	(000000–) Gearbox, Motor	1

Fig. 19 – ec-H2O Module Assembly Breakdown, 9006270

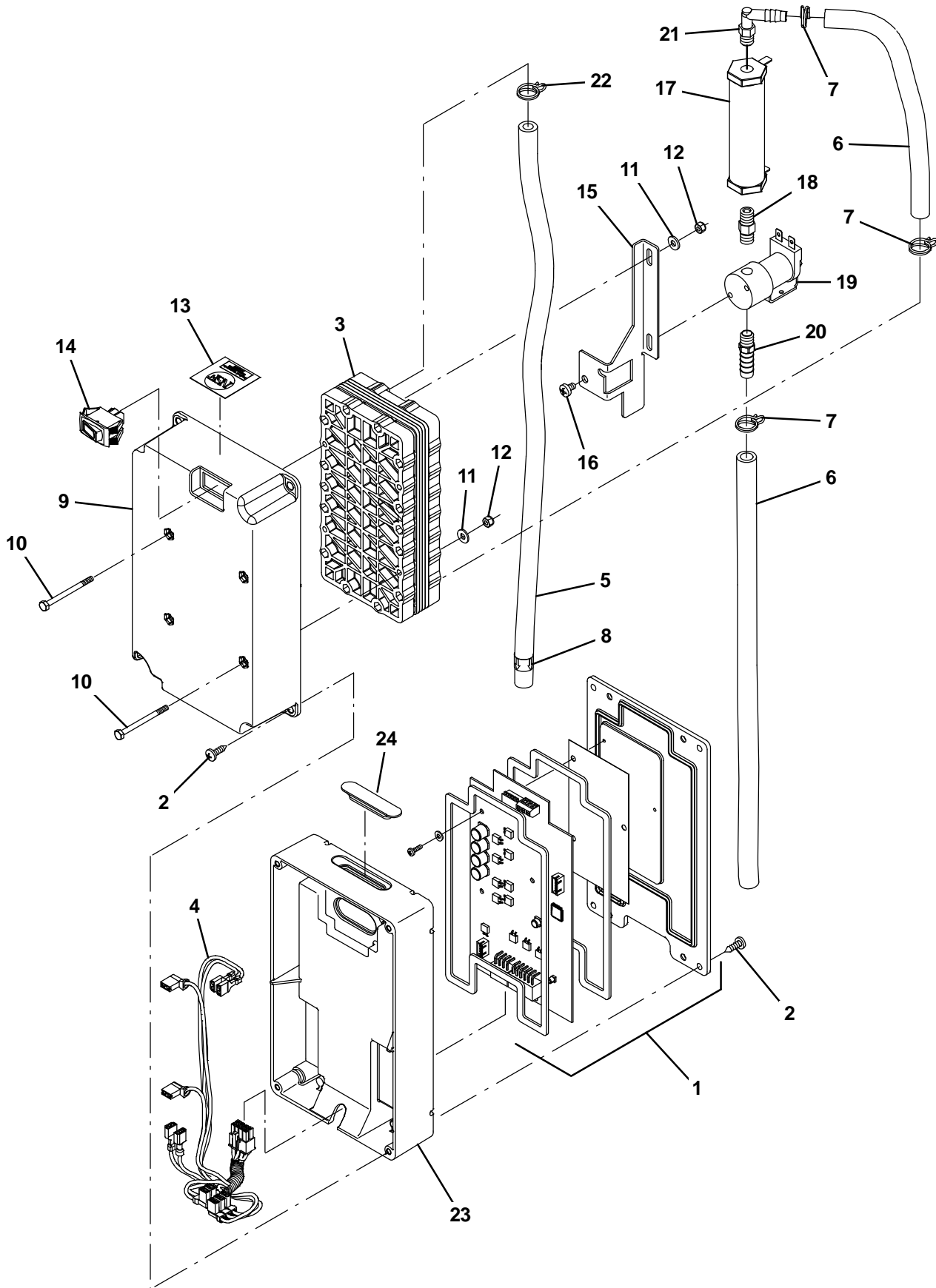
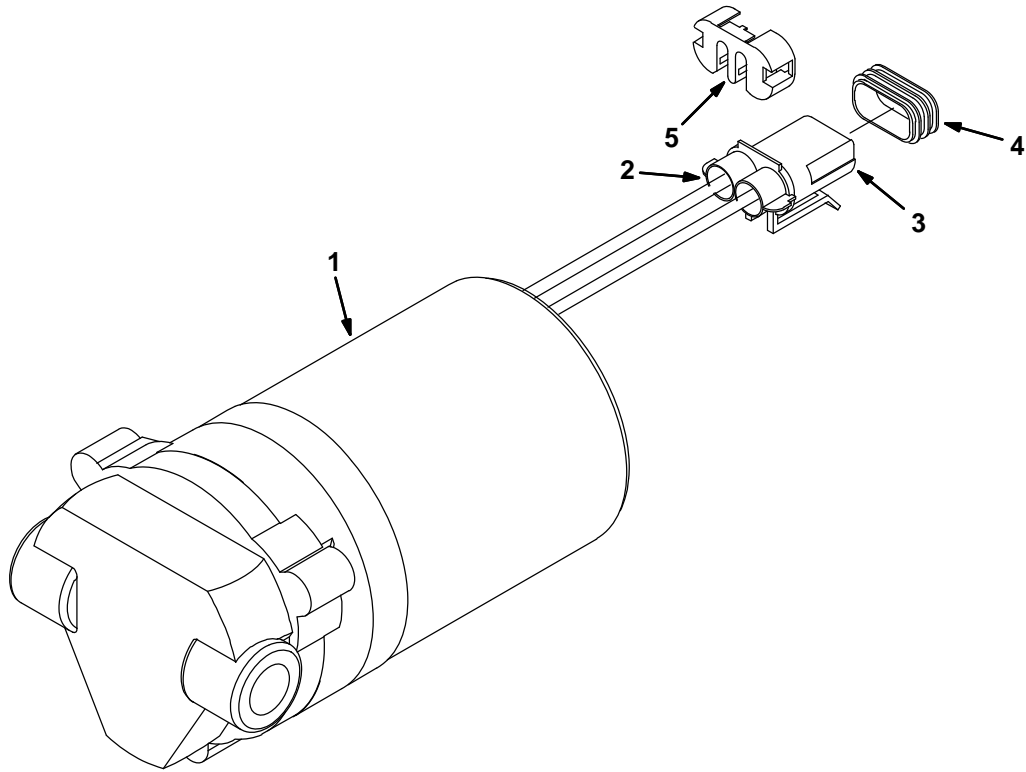


Fig. 19 – ec-H2O Module Assembly Breakdown, 9006270

Ref.	Part No.	Serial Number	Description	Qty.
▽	9006270	(000000–) Module Kit, Replmt [Ec-H2o]	1
▲	1 9007969	(000000–) Controller Kit, Replmt [ec-H2O]	1
▲	2 1018155	(000000–) Screw, Pan, Phl, M5 X 0.80 X 16, Tcut,Ss	8
▲▽	9006325	(000000–) Ec-H2o Kit, Module C, Plumbing	1
▲▲	3 1050767	(000000–) Electrode, 5 Plate, High Flow	1
▲▲	4 1049489	(000000–) Harness, Main,Controlboard[Ec-H2o 5cell]	1
▲▲	5 1014971	(000000–) Hose, Afmkt, Pvc, Brd, 0.38id, 01ft, Clr	1
▲▲	6 9006268	(000000–) Hose, Pvc, Brd, 0.31id 0.53od, 2ft, Clr	1
▲▲	7 1053464	(000000–) Clamp, Hose, Wir, .52 – .56, Yel	3
▲▲	8 1049637	(000000–) Label, Direction [Ec-H2o]	1
▲▲	9 1051519	(000000–) Housing, Upper, Module, High Flow	1
▲▲	10 32509	(000000–) Screw, Hex, M4 X 0.70 X 50, Ss	4
▲▲	11 41579	(000000–) Washer, Flat, 08, Ss	4
▲▲	12 33932	(000000–) Nut, Hex, Lock, M4 X 0.70, NI, Ss	4
▲▲	13 1046041	(000000–) Label, Module [Nsf, Ec-H2o]	1
▲▲	14 1044393	(000000–) Switch, Rocker, Spst, Mom	1
▲▲	15 1048741	(000000–) Bracket, Valve, Large	1
▲▲	16 578856	(000000–) Screw, Flt, Phl, 10–32 X 0.31	2
▲▲	17 1062006	(000000–) Electrode, Cylindrical	1
▲▲	18 1045030	(000000–) Fitting, Brs, Str, Pm02/Pm02	1
▲▲	19 1048643	(000000–) Valve, Solenoid, 0.25" Orifice, 24vdc	1
▲▲	20 1005375	(000000–) Fitting, Plstc, Str, Bm06/Pm02, Nyl	1
▲▲	21 1051268	(000000–) Fitting, Plstc, E90, Bm05/Pm02, Nyl	1
▲▲	22 607775	(000000–) Clamp, Hose, Wir, .63 – .66, Blk	1
▲	23 1037032	(000000–) Housing, Bottom	1
▲	24 1050431	(000000–) Grommet, Blind	1

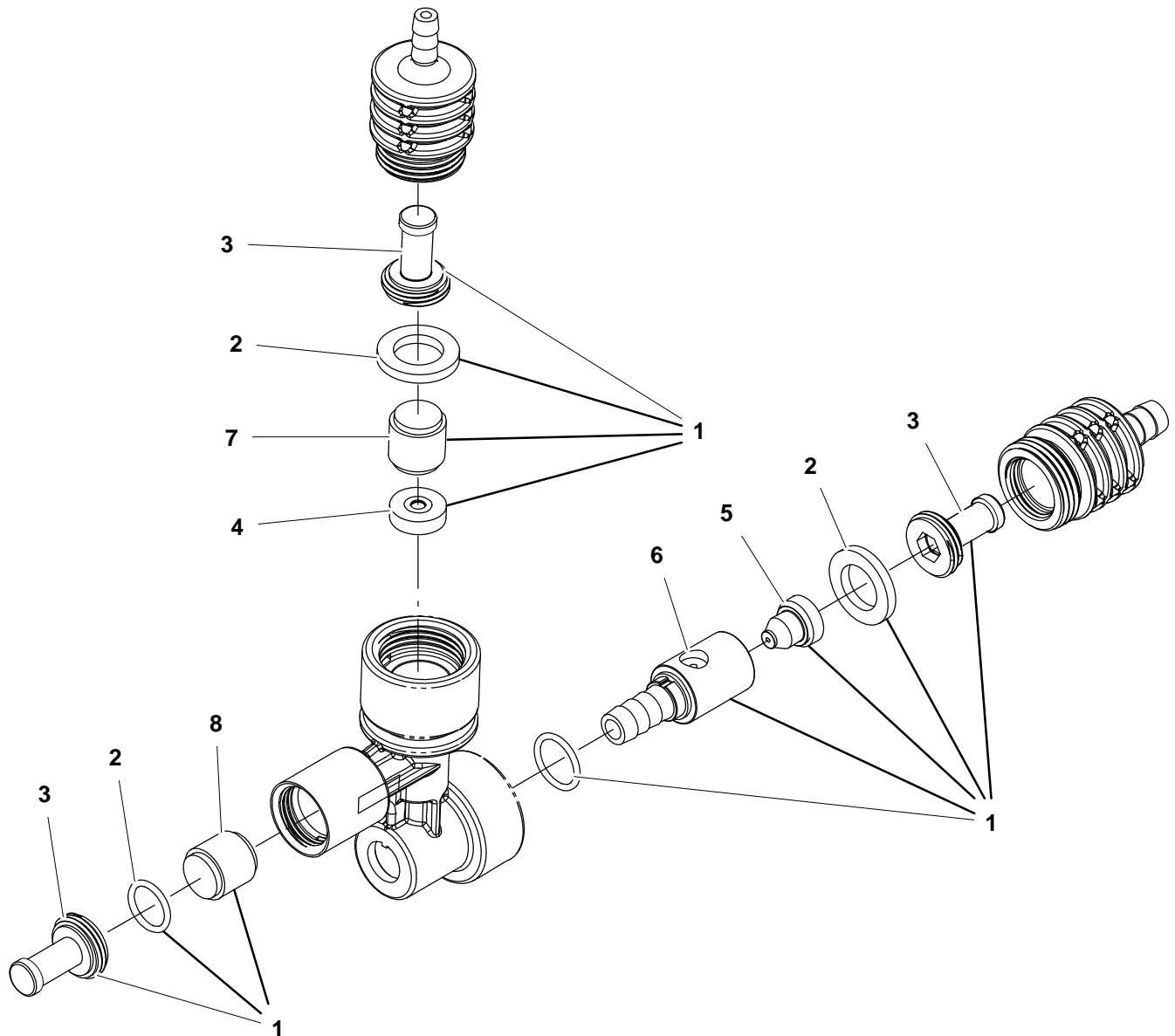
Fig. 20 – ec-H₂O Solution Pump Breakdown, 1005866



- ALL

Ref.	Part No.	Serial Number	Description	Qty.	
▽	1005866	(000000-) Pump, Soltn, Ele, 36vdc	1	
▲	1	391433	(000000-) Head Kit, Pump, Water, Repair	1
▲	2	78950	(000000-) Connector, Fem, 2cav, Mp280 Sealed	1
▲	3	78951	(000000-) Terminal, Fem, Mp280, Sealed, 18-16ga	1
▲	4	10917	(000000-) Seal, Wire, 14/16ga [Wp / Mp280 Sealed]	1
▲	5	78952	(000000-) Lock, Secondary, 2cav, Mp280 Sealed	1

Fig. 21 – FaST Injector Assembly Breakdown, 1070035



356268

Ref.	Part No.	Serial Number	Description	Qty.
▽	1070035	(000000–) Injector Assy [Gen LII]	1
▲▽	1	9008890	(000000–) Parts Kit, Ci [Inj Rebl, 7300/8300 LII]	1
▲▲	2	9008848	(000000–) Fast Kit, Seal, Injector, Ci [Fast Iii]	1
▲▲	3	9003009	(000000–) Fast Kit, Ci, Injector Filters[Fast li+]	1
▲▲	4	1059877	(000000–) Plate Assy, Orifice, 0.010id, Purple	1
▲▲	5	1050336	(000000–) Plug, Orifice, 0.052, Ss [Fast li+]	1
▲▲	6	1059234	(000000–) Insert, Lrg [Venturi, Fast Iii]	1
▲▲	7	1030444	(000000–) Valve, Check, 0002psi [Fast li+]	1
▲▲	8	1030441	(000000–) Valve, Check, 0005psi [Fast li+]	1

SECTION 5

CONTENTS

PAGE

PART NUMBER TO PAGE NUMBER CROSS REFERENCE LIST 5-2
PART DESCRIPTION TO PAGE NUMBER CROSS REFERENCE LIST 5-14

CROSS REFERENCE

PART NUMBER TO PAGE NUMBER CROSS REFERENCE LIST

Part Number	Page Number	Part Number	Page Number	Part Number	Page Number
00500-10	2-97	01726	3-135, 3-137, 3-139,	06969	2-29, 3-33
00910	2-79		3-141, 3-143, 3-145,	06971	2-93
00911	2-79, 3-49, 3-69		3-147, 3-148, 3-149,	06974	2-75, 2-93, 3-27
00912	2-79, 2-97, 3-49, 3-69,		3-150	06977	2-79, 2-81
	4-6, 4-7, 4-8, 4-9	01760	3-131	07112	2-19, 2-93
00918	3-49, 3-69, 4-10	01837	4-3, 4-5	07259	2-91
00926	2-91	01842	4-3	07450	2-65, 2-67, 2-77
00928	2-51, 3-31, 4-11, 4-13,	01856	4-3, 4-5	07471	3-53, 3-73
	4-21	01969	4-3	07514	2-109, 2-113, 2-115
00954	2-97	01971	4-3, 4-5	07786	2-61, 2-63, 2-75, 2-89,
01316	3-85	01982	4-3		3-41, 3-45, 3-57, 3-59,
01516	2-65	01983	4-3		3-77, 3-79
01683	2-23, 2-39, 2-41, 2-45,	02076	2-25	07787	2-81
	2-49, 2-105, 2-107,	02129	3-131	07789	2-118, 3-91
	2-109, 2-111, 3-7, 3-11,	02430	4-15	07790	2-91, 2-107, 2-109,
	3-89, 3-91, 3-131	02850	2-15, 2-35, 2-107,		3-13, 3-15
01684	2-7, 2-9, 2-11, 2-15,		2-111, 3-87, 3-115	07791	2-11, 2-25, 2-75, 2-85,
	2-41, 2-49, 2-59, 2-61,	02931	2-65		2-99, 3-5, 3-7, 3-9,
	2-63, 2-67, 2-69, 2-71,	02938	2-109		3-11, 3-27, 3-135,
	2-75, 2-113, 2-115,	02942	2-75, 3-49, 3-69		3-139, 3-141, 3-145
	3-27, 3-39, 3-41, 3-45,	03495	2-69, 2-71, 3-119,	07792	2-65, 3-97, 3-99,
	3-49, 3-51, 3-53, 3-55,		3-121, 3-123, 3-125		3-101, 3-103
	3-57, 3-59, 3-61, 3-63,	04414	2-69, 2-71, 3-119,	07805	3-131
	3-69, 3-71, 3-73, 3-75,		3-121, 3-123, 3-125	08085	3-57, 3-59, 3-77, 3-79
	3-77, 3-79, 3-81, 3-83,	04417	2-65, 2-67	08175	2-83
	3-85, 3-97, 3-99,	04733-10	2-67	08178	2-15, 2-67, 2-69, 2-71,
	3-101, 3-103, 3-113,	04733-2	2-75, 3-27		3-119, 3-121, 3-123,
	3-119, 3-121, 3-123,	04843	2-41, 2-49, 2-59, 3-39,		3-125
	3-125		3-55, 3-75	08179	2-93
01685	2-15, 2-21, 2-27, 2-31,	05686	2-65	08182	2-23, 2-49, 2-53, 2-59,
	2-43, 2-49, 2-51, 2-55,	06279	2-49, 2-53, 2-67, 3-33,		2-77, 3-33, 3-39, 3-47,
	2-57, 2-59, 2-61, 2-63,		3-39, 3-47, 3-65		3-55, 3-65
	2-67, 2-69, 2-71, 2-75,	06415	2-85	08236	2-85
	2-89, 3-27, 3-31, 3-33,	06474A	2-23	08346	2-53, 3-33, 3-47, 3-65
	3-35, 3-37, 3-39, 3-41,	06549	2-17, 2-39, 2-81, 2-85,	08708	2-13, 2-17, 2-19, 2-23,
	3-45, 3-51, 3-53, 3-55,		2-95, 2-107, 2-109,		2-75, 2-85, 2-97,
	3-65, 3-66, 3-71, 3-73,		3-7, 3-11, 3-49, 3-69,		2-107, 2-109, 2-111,
	3-75, 3-85, 3-87,		3-129		2-118, 3-13, 3-15,
	3-107, 3-113, 3-115,	06925	2-109		3-129
	3-119, 3-121, 3-123,	06931	2-23, 2-109	08709	2-11, 2-13, 2-23, 2-27,
	3-125, 3-131, 3-135,	06934	3-129		2-35, 2-41, 2-73, 2-75,
	3-137, 3-139, 3-141,	06942	2-19, 2-33, 2-35, 2-39,		2-79, 2-81, 2-83, 2-85,
	3-143, 3-145		2-85, 2-91, 2-107,		2-89, 2-91, 2-99,
01686	2-31, 2-43, 2-51, 2-53,		2-109, 2-111, 2-117		2-105, 2-113, 2-115,
	2-59, 2-61, 2-63, 2-65,	06943	2-11, 2-13, 2-27, 2-47,		3-27, 3-51, 3-53, 3-71,
	2-67, 2-75, 3-16, 3-17,		2-79, 2-83, 2-91, 2-97,		3-73, 3-91
	3-19, 3-21, 3-27, 3-31,		3-13, 3-15, 3-129	08711	2-19, 2-29, 2-75, 2-93,
	3-33, 3-39, 3-41, 3-45,	06944	2-23, 2-85		3-27, 3-33
	3-47, 3-49, 3-55, 3-57,	06945	2-111, 2-118	08712	2-41, 2-53, 2-55, 2-57,
	3-59, 3-65, 3-69, 3-75,	06946	2-19, 2-107, 2-109		2-59, 2-61, 2-63, 2-67,
	3-77, 3-79	06949	3-13, 3-15		2-79, 2-81, 3-35, 3-37,
01690	2-13	06955	2-27, 2-85, 2-86		3-39, 3-41, 3-45, 3-51,
01692	3-57, 3-77	06958	2-99		3-53, 3-55, 3-61, 3-63,
01713	2-11, 2-107, 2-109,	06960	2-19		3-71, 3-73, 3-75, 3-81,
	2-111, 2-113, 2-115	06961	3-19, 3-21, 3-23		3-83, 3-85, 3-113,
01714	2-23, 2-83	06963	2-23		3-131
01715	2-107, 2-109, 2-113,	06964	2-89		
	2-115	06965	2-89		

CROSS REFERENCE

Part Number	Page Number	Part Number	Page Number	Part Number	Page Number
08713	2-27, 2-31, 2-49, 2-51, 2-61, 2-63, 2-67, 2-69, 2-71, 2-89, 3-31, 3-33, 3-39, 3-41, 3-43, 3-45, 3-47, 3-65, 3-66, 3-75, 3-87, 3-107, 3-113, 3-119, 3-121, 3-123, 3-125, 3-131, 3-133, 3-137, 3-143	09774	3-57, 3-59, 3-77, 3-79	1012528	2-55, 2-57, 3-35, 3-37
08714	2-51, 2-65, 2-67, 2-89, 3-16, 3-17, 3-31, 3-33, 3-49, 3-65, 3-69	1001062	3-49, 3-69	1013857	2-33
08716	2-53, 2-59, 2-61, 2-63, 2-67, 2-75, 3-39, 3-41, 3-45, 3-55, 3-61, 3-63, 3-75, 3-81, 3-83	1001099	2-53, 3-33, 3-47, 3-65	1013866	2-35
09007	2-17, 2-41, 3-85, 3-113	1002464	3-43, 3-63, 3-83	1014056	2-35
09010	2-15, 2-35, 2-51, 2-65, 2-67, 3-31, 3-33, 3-47, 3-65, 3-85, 3-113, 3-119, 3-121	1002789	2-37	1014082	2-35
09011	2-31, 3-87	1002898	2-35, 2-39	1014971	4-23
09023	2-61, 2-63, 3-41, 3-45, 3-107, 3-131	1002899	2-35, 2-39	1014976	3-107
09026	2-27, 2-89	1005026	2-4	1014986	2-35, 2-39
09028	2-51, 2-89, 3-16, 3-17, 3-19, 3-21, 3-31, 3-33, 3-65	1005086	2-37	1014987	2-35
09030	2-25	1005133	3-43, 3-63, 3-83	1015045	2-57, 3-37, 3-53, 3-73
09088	2-29	1005135	3-43, 3-63, 3-83	1015047	3-85
09162	2-78	1005255	2-35	1015048	3-37, 3-53, 3-73
09198	2-7, 2-9, 3-49, 3-69, 3-131	1005302	2-37, 2-39, 3-91	1015096	2-146
09206	2-35, 3-87	1005304	2-37	1015097	3-53
09228	3-115	1005375	3-91, 4-23	1015558	2-55, 2-57, 3-35
09244	2-85, 2-105, 2-118, 3-7, 3-11	1005404	2-75	1017015	2-35
09252	2-33	1005416	2-118	1017022	2-35
09291	2-77, 3-29, 3-49, 3-69	1005435	2-35, 2-39	1017218	2-51, 3-31
09294	2-25	1005508	2-33	1017250	3-7, 3-11
09480	2-75, 3-27	1005523	2-75	1017255	3-91
09718	3-33, 3-47, 3-65	1005552	2-37	1017288	2-146, 2-147
09738	3-49, 3-69	1005866	2-33, 3-91, 4-24	1017289	2-146
09739	2-45, 2-49, 3-7, 3-11, 3-47, 3-65, 3-89, 3-131	1006400	2-39	1017368	2-9
09740	2-11, 2-15, 2-43, 2-75, 2-89, 3-33, 3-65, 3-131, 3-133, 3-135, 3-137, 3-139, 3-141, 3-143, 3-145	1006401	3-37	1017386	3-91
09741	2-69, 2-71, 2-81, 3-57, 3-59, 3-77, 3-79, 3-119, 3-121, 3-123, 3-125	1006410	3-85	1017413	2-37, 2-39, 2-57, 3-37, 3-53, 3-73, 3-91
09744	3-57, 3-59, 3-63, 3-77, 3-79, 3-83, 3-97, 3-99, 3-101, 3-103	1006447	2-33	1017415	2-37, 2-39, 3-91
09746	2-81	1007107	3-131	1017441	2-75, 3-27
09767	2-69, 2-71, 3-119, 3-121, 3-123, 3-125	1007337	2-109	1017802	2-75, 3-27
09770	2-75, 3-27	1007344	2-109	1018155	4-23
		1007349	2-109	1018515	3-141
		1007353	2-109	1019285	2-43, 3-87
		1007486	3-33, 3-65	1019344	3-126, 3-127
		1007632	2-61, 3-41	1021878	2-35, 2-39
		1008211	2-35	1022465	3-127
		1008274	2-75	1022558	3-127
		1008275	3-27	1022564	3-126
		1010325	2-146	1022565	3-126
		1010614	2-33	1023676	2-29
		1010655	2-33	1023677	2-29
		1010658	2-33	1024009	2-35
		1010660	2-33	1027798	3-7, 3-11
		1010661	2-33	1027800	3-7, 3-11
		1010668	2-39, 3-53, 3-73	1028580	2-118
		1010713	2-33	1028581	2-33, 2-39
		1010791	2-33, 2-35	1030441	4-25
		1010797	2-35	1030444	4-25
		1010832	3-73	1031699	2-31, 2-45, 3-89, 3-107
		1010835	2-33	1031700	3-97, 3-99, 3-101, 3-103
		1010836	2-33	1034891	2-23
		1010871	2-35	1035794	2-39
		1011170	2-35	10362	2-97
		1011276	2-118, 2-119	1036903	2-103
		1011403	2-33, 2-35, 2-37, 2-39, 2-57, 3-53, 3-73	1037032	4-23
		1011411	3-91	1037346	3-91
		1011412	3-91	1037822	2-3, 2-4, 2-43
		1011521	2-33, 2-39, 2-55, 3-37, 3-53, 3-73	1039190	2-69, 2-71, 3-119, 3-121, 3-123, 3-125
		1011835	2-37		
		10120	2-29		

CROSS REFERENCE

Part Number	Page Number	Part Number	Page Number	Part Number	Page Number
1039392	3-7, 3-11	1054296	2-77, 3-29	1056506	2-11
1039817	4-8	1054657	3-94	1056508	2-83
1040467	3-91	1054776	3-91	1056509	2-85
1040868	3-93	1054855	2-105	1056510	2-85
1041766	2-47	1054875	3-129	1056511	2-83
1041772	2-47	1055254	3-91	1056512	2-13
1041822	3-93	1055255	3-91	1056513	2-73
1041885	3-152	1055336	3-91	1056514	3-29
1042499	2-9	1055883	3-93	1056515	2-11
1042504	2-9	1056331	3-93	1056516	3-33
1042513	2-23	1056382	2-31	1056517	3-33, 3-65
1042514	2-23	1056383	2-11	1056518	2-89
1043866	3-91	1056386	2-15	1056519	2-89
1044393	4-23	1056387	2-11	1056520	2-95
1045030	4-23	1056388	2-15	1056521	2-95
1045426	2-95	1056389	2-67	1056522	2-85
1045633	2-39	1056390	2-53, 3-33, 3-47, 3-65	1056523	2-99
1046041	4-23	1056392	2-13	1056524	2-11
10464	3-49, 3-69	1056393	2-97	1056525	2-89
1048643	4-23	1056416	3-91	1056526	2-89
1048741	4-23	1056433	2-15	1056527	2-89
1048955	2-21	1056434	2-15	1056528	2-83
1049092	2-21	1056436	2-95	1056642	2-93
1049212	2-99, 4-19	1056437	2-85	1056675	2-25
1049254	2-39	1056464	3-7, 3-11	1056676	2-97
1049259	2-39	1056465	2-11	1056677	2-85
1049269	3-97, 3-99, 3-101, 3-103	1056466	2-71, 3-121, 3-125	1056678	2-91
1049489	4-23	1056467	2-65	1056679	3-29
1049637	4-23	1056468	2-65	1056680	2-13
1050003	3-93	1056471	2-71, 3-125	1056681	3-33, 3-65
1050193	3-33, 3-47, 3-66	1056472	2-15	1056682	2-95
1050195	2-53	1056473	3-17	1056683	2-95
1050336	4-25	1056474	3-17	1056684	2-11
1050431	4-23	1056475	2-15	1056685	2-11
1050664	3-94	1056476	3-21	1056686	2-97
1050767	4-23	1056477	2-117	1056687	2-97
1050771	2-39	1056478	2-117	1056787	3-139
1050780	4-19	1056479	2-15	1056788	3-139
1050805	2-39	1056480	3-15	1056790	3-145
1050812	4-19	1056481	2-41	1056791	3-145
1050869	4-19	1056482	2-67	1056792	2-85
1050873	4-19	1056485	2-109	1056793	3-115
1051027	2-9	1056486	2-105	1056794	2-73
1051030	2-7	1056488	2-109	1056795	2-85
1051268	4-23	1056489	2-109	1056796	3-103
1051519	4-23	1056490	3-57, 3-77	1056799	3-99
1052017	3-91	1056491	3-57, 3-77	1056800	3-77
1052230	4-19	1056492	3-59, 3-79	1056802	3-29
1052336	3-91	1056493	3-59	1056805	3-121
1052515	4-19	1056494	3-57, 3-65	1056806	3-121
1052588	2-147	1056495	3-59, 3-79	1056807	3-121
1052683	3-91	1056496	2-11	1056808	2-85
1052726	3-91	1056497	2-11	1056809	2-11
1052755	3-93	1056498	2-85	1056838	2-81, 3-49, 3-69
1052832	3-91	1056499	3-29	1056839	3-85
1053284	2-97, 4-8	1056500	2-85	1056840	2-81
1053340	2-83	1056502	2-11	1056841	2-51, 3-31
1053464	4-23	1056503	2-13	1056842	2-49
1053842	2-17	1056504	2-13	1056843	3-55, 3-75
		1056505	3-33, 3-65	1056844	2-59, 3-39

CROSS REFERENCE

Part Number	Page Number	Part Number	Page Number	Part Number	Page Number
1056845	2-59, 3-39, 3-55, 3-75	1056919	2-49	10632-17	2-105
1056846	2-79, 3-49, 3-69	1056920	2-89	10632-19	2-35
1056847	2-79, 3-49, 3-69	1056921	2-78	1064050	3-9, 3-11
1056848	3-47	1056922	2-79	1064183	3-91
1056849	2-31, 2-43	1056923	3-87	1064191	3-91
1056850	2-41	1056924	3-87	1064439	2-148
1056854	2-19	1056925	2-89	1064660	2-148
1056855	2-21	1056926	2-85	1065187	2-17
1056856	2-69, 2-71, 3-123, 3-125	1056928	2-41	1065342	2-148
1056857	2-43	1056929	2-41	1065343	2-148
1056858	2-79	1056930	2-81	1066573	2-51, 3-31
1056859	2-29	1056931	2-79	1068417	2-51
1056860	2-27	1056932	2-81	1069580	3-129
1056861	2-29	1056934	2-73	1070035	2-39, 4-25
1056862	2-51	1056935	3-29	1070077	2-19
1056863	2-61, 2-63, 3-41, 3-45	1056937	2-27	1070329	3-21
1056864	3-85, 3-113	1056938	2-75	1070336	3-21
1056865	3-113	1056939	2-75	1070659	3-129
1056866	3-85	1056940	3-131	1070741	3-129
1056867	3-107	1056941	2-47	1070752	3-129
1056868	2-43	1056944	3-93	1070757	3-129
1056870	2-81	1057066	2-53, 3-33, 3-47, 3-65, 3-66	1070831	3-129
1056871	2-81	1057068	2-41	1071111	2-99
1056872	3-107	1057069	3-7	1072875	3-87
1056873	3-51, 3-53, 3-71, 3-73	1057073	3-33, 3-65	1072879	3-87
1056874	3-57	1057089	3-49, 3-69	1073048	2-21
1056875	3-57, 3-59, 3-77, 3-79	10575	3-85	1073308	2-111
1056877	3-119, 3-121	1057512	2-81, 3-49, 3-69	1073380	2-111
1056878	3-135, 3-137, 3-139, 3-141, 3-145	1057515	2-97	1073406	2-145
1056879	2-89	1057518	2-79	1073702	2-111
1056880	2-89	1057519	2-78	1073703	2-111
1056881	2-89	1057520	3-63, 3-83	10917	4-14, 4-24
1056882	2-89	1057521	3-63, 3-83	10925	4-3, 4-5, 4-6, 4-7, 4-8, 4-10, 4-11, 4-13, 4-21
1056883	3-133	1057522	2-91	10926	4-3, 4-5
1056884	2-15	1057523	2-93	11329	2-19, 2-75, 2-79, 2-91
1056887	2-77, 3-29	1057526	3-61, 3-63	11398	2-75, 3-27
1056888	2-77, 3-29	1057527	3-81, 3-83	11399	2-4, 2-31, 2-55, 3-43, 3-51, 3-53, 3-63, 3-71, 3-73, 3-83
1056889	2-77, 3-29	1057528	2-79, 2-81	11756	4-3
1056890	2-77, 3-29	1057529	2-89	1201894	2-21
1056891	2-75	1057530	3-73	12138	2-81
1056892	3-27	1057531	3-53	12273	2-31, 2-43, 2-55, 2-57, 2-79, 3-35, 3-37, 3-115
1056894	3-27	1057644	3-131	12274	2-109
1056895	3-135, 3-141	1057710	2-5	12309	2-69, 2-71, 3-119, 3-121, 3-123, 3-125
1056896	3-135, 3-141	1057711	2-5	12312	2-39, 2-79, 2-81, 2-107, 2-109, 2-119, 3-91
1056898	2-91	1058996	2-19	12316	2-45, 3-7, 3-11, 3-89
1056902	3-31	1059234	4-25	12317	2-65, 2-67, 3-49
1056903	3-65	1059252	3-129	12323	3-107
1056904	2-81	1059346	2-25	12333	2-51, 2-61, 2-63, 3-31, 3-41, 3-45
1056905	2-79	1059348	2-29	12459	2-11, 2-49
1056906	2-81	1059877	4-25	12540	2-25
1056907	2-79	1061975	2-25	13248	2-21, 2-47, 2-49, 3-47, 3-65
1056908	2-81	1061976	2-29		
1056909	2-75, 3-27	1062006	4-23		
1056910	2-77, 3-29	1062580	2-51		
1056911	2-75	10632	2-23		
1056915	3-131	10632-12	3-5, 3-7, 3-9, 3-11, 3-13, 3-15		
1056916	3-131	10632-13	2-17, 2-27		
1056918	2-93	10632-14	2-105		

CROSS REFERENCE

Part Number	Page Number	Part Number	Page Number	Part Number	Page Number
13292	2-43, 2-47, 3-87	17262	2-7	222505	2-59, 3-39, 3-55, 3-75
13513	2-23	17263	2-7	222534	2-17
13902	4-18	17363	2-47, 4-3	222556	2-59, 3-39, 3-55, 3-75
140916	3-129	17404	2-61, 2-63, 3-41, 3-45, 3-57, 3-59, 3-77, 3-79	222606	4-13
14150	2-25	17461	2-93	222617	4-13
14242	2-29	18627	4-3	222618	4-13
14296	2-25	18628	4-3, 4-5	222623	4-6
14432	3-63, 3-83	18630	4-3	222625	4-6, 4-7
14455	2-49	19064	2-35, 3-115, 3-117	222627	4-6, 4-7
14523	2-53	19065	2-95	222629	4-6, 4-7
14524	2-53, 3-33, 3-47, 3-65	19066	2-17, 2-33, 2-85, 2-107, 2-109, 2-113, 2-115, 2-119, 3-5, 3-7, 3-11, 3-13, 3-15	222635	4-6
14555	2-65	19312	2-107, 2-109	222637	4-6, 4-9
14595-1	2-83	19314	2-107	222638	4-6
14601	2-23	19320	2-105	222788	3-63, 3-83
14605	2-83	19577	2-79	222822	2-43, 3-87
14725	2-59, 3-39, 3-55, 3-75	19903	3-97, 3-99, 3-101, 3-103	22297	2-47
14838	2-7, 2-9	20170	2-111	223044	2-85
14864	2-45, 3-89	20802	2-13	223054	2-67
14877	3-85, 3-87	20806	2-67	223078	2-21
14880	2-45, 3-89	20807	3-35	223090	2-23
14953	2-7	20810	2-31	223094	2-23
14967	2-7	20833	2-3, 2-4, 2-65	223239	2-23
150016	3-91	20932	3-97, 3-99, 3-101, 3-103	223264	2-3, 2-4, 2-5, 2-47, 4-5
150208	3-111	20944	3-107	223320	2-23
15023	2-51, 3-31, 3-47, 3-65	20950	3-107	223470	2-73, 3-29
150511	3-91	20951	3-107	223499	2-31
150525	2-35	20952	3-107	223515	3-35
150540	2-39	21601	2-69, 2-71, 3-119, 3-121, 3-123, 3-125	223528	2-31
150709	2-33, 2-39	21602	2-69, 2-71, 3-119, 3-121, 3-123, 3-125	223595	3-25
150713	2-39	21603	2-69, 2-71, 3-119, 3-121, 3-123, 3-125	223599	2-13
15539	2-7, 2-9	21606	2-69, 2-71, 3-119, 3-121, 3-123, 3-125	223600	2-23
15648	2-49, 2-77, 2-89, 3-29	21659	4-15	223601	2-23
15675	2-21, 2-43, 2-47, 3-51, 3-53, 3-71, 3-73, 3-85	21661	4-15	223677	4-12
15678	2-55, 2-57, 2-75, 2-79, 2-81, 3-27, 3-35, 3-37, 3-49, 3-51, 3-53, 3-69, 3-71, 3-73, 3-85	21765	4-3	223699	2-55
15840	2-117	21800	4-10	22655	4-17
15846	2-113	21935	4-20	22658	4-17
16356	2-55	21958	4-17	22661	4-17
16411	2-5	222066	2-89	23456	2-31, 3-97, 3-99, 3-101, 3-103
16412	2-5	222117	3-115	24105	3-85
16455	2-91	222159	2-23	24198	3-47, 3-65
16695	4-17	222196	2-77, 3-29	24199	2-49, 3-131
16735	2-11, 2-25, 2-39, 2-41, 3-91	222277	2-59, 3-39, 3-55, 3-75	24254	2-53, 3-33
16816	2-65	222290	2-17, 2-109, 2-146, 2-147, 3-93	24299	2-7, 2-9
16879	2-17	222409	2-97, 4-6	24358	2-45, 3-89, 3-107
16914	2-55, 2-57, 3-35, 3-51, 3-71	222460	2-27	24537	4-6, 4-7, 4-8, 4-10, 4-11, 4-13, 4-21
16931	2-11, 2-13, 2-25, 2-35, 2-77, 2-79, 2-81, 2-83, 2-85, 2-93, 2-95, 2-97, 2-99, 2-105, 2-113, 2-115, 3-29	222470	2-81	24543	3-87
16949	3-57, 3-59, 3-77, 3-79	222496	2-89	24544	2-31, 3-85
17188	3-91	222497	2-69, 2-71, 3-119, 3-121, 3-123, 3-125	24555	2-69, 2-71, 3-119, 3-121, 3-123, 3-125
17260	2-7			24698	3-91
17261	2-7			25014	2-77, 3-29

CROSS REFERENCE

Part Number	Page Number	Part Number	Page Number	Part Number	Page Number
26103	2-89	32815	2-113, 2-115	363152	2-59, 3-55
26156	2-41	32940	2-83	363162	3-119, 3-121
26315	2-29	32969	2-29	363236	2-59
26395-1	2-49	32978	2-95, 2-111	363237	2-59, 3-55, 3-75
26395-2	3-5, 3-7, 3-13, 3-15	32980	2-11, 2-23, 2-107, 2-109, 2-111, 3-13, 3-15	363238	3-39
26426	3-91			363301	3-119, 3-121
26428	2-89, 3-49, 3-69	32981	2-23	363385	2-25
27880	2-41	32982	2-107, 2-109, 2-113	363453	2-41
27928	2-17	32983	2-21, 3-25	363468	3-49, 3-69
27980	2-61, 3-41	32984	2-35, 2-107, 2-109, 2-111, 2-113, 2-115	363796	2-3
28622	3-13			363827	2-85
29557	2-53, 3-33, 3-47, 3-65	32988	2-113, 2-115, 3-129	363856	2-73
29558	2-61, 3-41	330630	3-152	363981	2-83
29584	2-59, 3-39, 3-55, 3-75	330631	3-152	364085	2-85
30013	2-73, 3-29	330632	3-152	364404	2-59, 3-39, 3-55, 3-75
30241	2-9	330633	3-152	364587	2-91
30324	2-81	330635	3-152	364614	2-53, 2-65, 3-119, 3-121
30533	3-23	33295	3-85	364631	2-55, 2-57, 3-35, 3-37
31647	2-113, 2-115	33401	2-97	364672	2-91
32124	2-51, 3-31	33807	3-85	364858	2-59, 3-39, 3-55, 3-75
32129	2-97	33924	2-89	364895	3-51, 3-71
32483	2-17, 2-47, 2-79, 2-85, 2-91, 2-95, 2-107, 2-109, 2-111, 2-113, 2-117, 3-13, 3-15, 3-43, 3-63, 3-83	33925	3-57, 3-59, 3-77, 3-79	364896	3-51, 3-71
32485	2-23, 2-77, 2-79, 3-29	33930	2-59, 2-113, 2-115, 3-39, 3-55, 3-75	364899	3-51, 3-71
32486	2-19, 2-23, 2-29, 2-75, 2-77, 2-79, 2-81, 2-83, 2-93, 3-13, 3-15, 3-27, 3-29, 3-33	33932	3-49, 3-69, 3-107, 3-131, 4-23	365093	2-31
32490	2-23, 2-27, 2-33, 2-35, 2-55, 2-57, 2-79, 2-85, 2-95, 2-107, 2-109, 2-113, 2-115, 3-35, 3-37, 3-91	33948	2-67	365096	2-31
32491	2-11, 2-13, 2-25, 2-35, 2-39, 2-41, 2-73, 2-75, 2-77, 2-79, 2-81, 2-83, 2-85, 2-86, 2-89, 2-93, 2-95, 2-97, 2-99, 2-105, 2-107, 2-109, 3-25, 3-27, 3-29, 3-33	34195	2-51, 3-31	365156	2-51, 3-31, 3-47, 3-65
32492	2-67, 2-77, 2-79, 2-86, 2-97, 3-19, 3-21, 3-29, 3-53, 3-73, 3-97, 3-99, 3-101, 3-103	35973	2-79, 2-81	365164	2-55, 2-57
32493	2-11, 2-49, 3-23, 3-39, 3-47, 3-65	360181	2-97	365180	2-53, 3-33, 3-47, 3-65
32501	2-45, 3-89	360352	3-91	365252	2-11
32508	2-45, 3-89	360357	2-75, 3-27	36593	2-97
32509	4-23	360369	2-21	36643	2-79
32525	2-97	360370	2-21	367404	2-85
32613	2-45, 3-89	360491	2-89	367452	2-89
32614	2-45, 3-89	360518	2-85	369415	3-131
32669	2-45, 3-89	360520	2-17, 3-5, 3-7, 3-9, 3-11	369702	2-11
32716	2-65, 2-93, 3-119, 3-121	360686	2-3, 2-5, 2-97	369766	2-43, 3-87
32731	2-89	360768	2-91	369795	2-75, 3-27
32746	2-7, 2-9	360801	2-15, 2-39, 2-43, 2-75, 3-27	369796	2-75, 3-27
		360824	2-95	369865	3-85
		360826	2-95	370080	2-7
		360943	3-5, 3-7, 3-13, 3-15, 3-87, 3-117	370090	2-7
		360973	3-151	370092	2-9
		360980	2-25	370094	2-7
		361043	2-103	370095	2-9
		361076	2-17	370100	2-69, 2-71, 3-119, 3-121, 3-123, 3-125
		361144	2-17	370156	2-109
		361339	2-11, 3-43, 3-63, 3-83	370923	4-14
		361966	4-12	371905	3-97, 3-99, 3-101, 3-103
		361971	4-12	373343	4-17
		361973	4-12	373344	4-17
		363087	2-77, 3-29	373421	4-18
		363113	3-33, 3-47, 3-65	373422	4-17
		363120	2-59, 3-39, 3-55, 3-75	373423	4-17
		363151	2-67	373495	2-19, 4-20
				373496	2-19
				373567	4-20
				373568	4-20

CROSS REFERENCE

Part Number	Page Number	Part Number	Page Number	Part Number	Page Number
373569	4-20	385726	2-23	386260	2-3, 2-4, 2-61, 2-63, 3-41, 3-45, 3-57, 3-59, 3-77, 3-79
373570	4-20	385742	4-12	386262	2-63, 3-45, 3-59, 3-79
373571	4-20	385750	2-43	386263	2-61, 3-41, 3-57, 3-77
373572	4-20	385935	2-7, 2-9	386264	2-69, 2-71, 3-119, 3-121, 3-123, 3-125
373584	4-19	385936	2-7, 2-9	386266	2-69, 3-123
373585	4-19	385938	2-5, 2-81	386267	2-3, 2-4, 2-43
374005	4-13, 4-21	386024	2-3	386268	3-57, 3-77
374185	2-81	386025	2-3	386269	3-57, 3-77
374201	2-97, 4-7	386026	2-4	386274	3-49, 3-69
375176	4-7	386027	2-4	386275	3-59, 3-79
375213	2-3, 2-4, 2-95	386049	2-49	386276	3-59, 3-79
375301	3-49, 3-69	386050	3-49, 3-69, 4-10	386279	2-67
375302	2-43, 3-87	386053	2-4, 3-49, 3-69	386282	3-63
375308	3-87	386058	3-49, 3-69	386283	2-3, 2-4, 2-69, 2-71, 3-123, 3-125
375322	3-85	386063	3-49, 3-69	386284	2-3, 2-4, 2-69, 2-71, 3-123, 3-125
375411	2-21	386066	3-49, 3-69	386285	2-69, 2-71, 3-123, 3-125
375429	2-43	386070	3-47, 3-65	386286	2-69, 2-71, 3-123, 3-125
375431	2-31, 3-105	386071	3-47, 3-65	386298	2-69, 2-71, 3-119, 3-121, 3-123, 3-125
37555	4-17	386072	3-49, 3-69	386299	2-69, 2-71, 3-123, 3-125
377084	2-118, 2-119, 3-93	386080	3-49, 3-69	386303	2-107, 2-109
377165	2-111	386088	2-61, 2-63, 3-41, 3-45, 3-57, 3-59, 3-77, 3-79	386307	2-117
377341	3-131	386108	2-43	386308	2-117
377349	2-45	386116	2-41	386311	2-17
377364	2-51, 3-31	386127	2-105	386320	2-31
377398	3-49, 3-69	386128	2-105	386321	2-47
377537	2-5	386129	2-17	386323	2-3, 2-4, 2-5, 2-47
377538	2-5	386130	2-148	386324	2-31
377540	2-5	386149	2-19	386325	2-43
378805	2-79	386150	2-19	386334	3-137, 3-139
378951	2-7	386157	2-11	386335	3-135
378983	4-3	386159	2-11	386337	3-143, 3-145
37909	4-3	386160	2-31, 2-43	386338	3-148
37912	4-3, 4-5	386162	2-31	386344	3-148
379120	2-91	386163	3-107	386346	2-17
379202	2-81	386200	2-11	386348	2-107, 2-109
379217	2-27	386201	2-15	386349	2-47
37926	4-3	386202	2-15	386351	2-41
37929	4-3, 4-5	386209	2-19	386352	2-79
379891	2-95	386214	2-19	386356	2-61, 2-63, 3-41, 3-45
381867	2-103	386215	2-19	386359	2-79
382452	3-107	386216	2-19	386360	2-78
382991	3-87	386217	2-19	386361	2-79
383709	2-79, 4-9	38622	3-13, 3-15	386364	3-107, 4-15
383720	2-119	386222	2-31	386367	2-29
383721	2-118	386223	2-3, 2-4, 2-43	386375	2-27
383722	2-105, 3-5, 3-7, 3-9, 3-11	386224	2-31	386378	2-29
383723	2-105	386229	2-27	386387	2-3, 2-4, 2-51
383724	2-105	386230	2-7	386388	2-3, 2-4, 2-51
383725	2-105	386231	2-9	386391	2-61, 2-63, 3-41, 3-45
383727	2-105	386234	2-69, 3-119, 3-123	386413	2-15
383728	2-105	386240	2-7	386415	3-16
383835	2-95	386241	2-9		
384207	4-9	386250	2-7		
384256	4-9	386251	2-9		
384257	4-9	386252	2-65		
384258	4-9	386256	2-65		
384259	4-9	386257	3-49, 3-69		
385682	3-35				
385685	2-43, 3-87				

CROSS REFERENCE

Part Number	Page Number	Part Number	Page Number	Part Number	Page Number
386416	3-16	386652	3-87	386921	2-117
386417	3-16	386658	2-77, 3-29	386922	2-117
386419	2-31	386663	2-75, 3-27	386923	2-11
386420	2-31	386664	2-75, 3-27	386924	2-17
386421	2-31	386666	2-75, 3-27	386932	3-135
386423	2-45, 3-89	386677	3-143	386934	3-137
386424	2-43	386678	3-143	386936	3-141
386425	2-43	386679	2-51, 4-11	386939	3-143
386432	3-107	386686	2-97	386958	3-23
386433	2-15	386687	2-51, 3-31, 4-13	386961	2-49
386437	2-15	386689	2-91	386962	2-91
386444	2-43	386690	2-91	386963	3-25
386445	2-43	386694	2-91	386968	3-131
386450	2-11	386701	2-19	386969	2-83
386458	2-25	386702	2-19	386970	2-85
386459	2-25	386703	2-19, 4-17	386971	2-85
386461	2-15	386704	2-99, 4-16	386972	2-83
386463	2-95	386705	2-99, 4-18	386973	2-15
386475	2-11	386711	2-103	386979	2-13
386482	3-107	386752	2-85	386981	2-3
386495	3-57	386753	3-29	386982	2-3
386496	3-59, 3-79	386757	2-11	386983	3-19
386500	3-63, 3-83	386761	2-15	386984	3-19
386504	3-63, 3-83	386767	2-13	386985	2-49
386513	3-83	386769	2-13	386986	2-61, 2-63, 3-41, 3-43, 3-45, 3-57, 3-59, 3-77, 3-79
386514	2-5, 3-43, 3-63, 3-83	386774	2-13	386987	2-61, 2-63, 3-41, 3-43, 3-45, 3-57, 3-59, 3-77, 3-79
386518	3-43, 3-63, 3-83	386777	2-13		
386539	2-93	386783	2-93		
386540	2-91	386785	2-43		
386554	2-93	386801	2-91		
386555	2-93	386804	2-113, 2-115	386988	2-49
386558	2-25	386806	2-117	386989	2-95
386563	2-105, 2-117	386808	2-17, 2-95	386993	2-15
386565	2-13	386809	2-17, 2-95	386995	2-15
386566	2-85	386810	2-107, 2-109, 2-111	386997	2-93
386569	2-91	386811	2-25, 4-12	386998	2-93
386570	2-85	386825	2-3, 3-31	386999	2-93
386573	3-137	386826	2-3, 3-31	387000	3-133
386574	3-137	386827	3-33, 3-65	387003	3-105
386575	3-143	386828	2-3, 2-5, 2-89	387014	2-3
386577	2-83	386829	2-3, 2-5, 2-89	387015	2-29
386578	2-83	386833	2-3, 2-4, 3-119, 3-121	387019	2-85
386579	2-83	386834	2-3, 2-4, 3-119, 3-121	387023	2-3, 2-4
386581	2-89	386835	3-119, 3-121	387027	3-131
386598	2-91	386836	3-119, 3-121	387032	2-148
386599	2-91	386841	3-49, 3-69	387035	2-25
386600	2-145	386842	3-49, 3-69	387040	2-11
386601	2-145	386844	3-47, 3-65	387041	2-11
386605	3-9, 3-11	386847	2-67, 3-119, 3-121	387043	3-131
386606	3-13, 3-15	386860	2-69, 3-123	387045	3-87
386607	3-131	386861	3-119	387050	3-115
386608	3-115	386865	3-47, 3-65	387055	2-3, 2-81
386609	3-5, 3-7	386868	3-57, 3-59, 3-77, 3-79	387059	2-3, 2-79
386610	2-113, 2-115	386875	3-19	387061	2-31, 3-87
386626	2-3, 2-5, 2-89	386876	3-33, 3-65	387068	2-148
386628	2-83	386908	2-85	387071	2-13
386629	2-83	386911	2-11	387072	2-13
386642	3-19	386915	2-27	387073	2-13
386643	2-31	386919	2-95	387074	2-13
386646	3-29	386920	2-117	387075	2-13

CROSS REFERENCE

Part Number	Page Number	Part Number	Page Number	Part Number	Page Number
387076	2-13	387308	3-13	387452	2-107, 2-109
387077	2-13	387317	3-29	387453	2-105
387078	2-13	387321	3-113, 4-14	387454	2-19
387080	3-33, 3-65	387335	2-91	387457	3-151
387081	2-97	387344	3-13	387467	3-89
387082	2-97	387345	2-91	387468	2-73, 3-29
387084	2-73	387346	2-25	387472	2-91
387085	3-29	387347	2-91	387477	2-83
387087	2-11	387348	2-15	387483	3-101
387090	2-73	387349	2-97	387496	3-152
387095	2-85	387351	2-99	387498	2-85
387109	3-87	387354	4-12	387499	2-47
387120	2-81	387355	4-12	387500	2-69, 2-71, 3-119, 3-121, 3-123, 3-125
387126	3-101	387356	4-12	387507	2-4
387127	3-97	387357	4-12	387509	3-43
387138	2-11	387358	4-12	387516	3-43
387144	2-93	387359	4-12	387517	2-5, 3-43, 3-63, 3-83
387151	2-77, 3-29	387361	2-11	387520	2-148
387152	2-81	387371	4-11	387525	2-148
387153	2-79	387372	4-11	387529	2-117
387157	3-5	387373	4-11	387542	2-95
387158	3-13	387374	4-11	387543	2-95
387159	3-87	387376	2-97	387545	2-4, 3-43
387160	3-87	387383	2-95	387546	2-4, 3-43
387161	3-87	387384	2-95	387585	2-51, 4-21
387162	3-33	387385	2-95	387587	4-21
387201	2-45	387386	2-95	387588	4-21
387213	3-97	387387	2-97	387589	4-21
387221	3-97, 3-99	387392	2-23	387590	4-21
387230	3-33	387393	2-19	387592	4-21
387234	2-89	387397	2-89	387593	2-43
387235	2-89	387398	2-89	387594	2-31
387236	3-87	387399	2-89	387597	4-16
387237	2-69, 2-71, 3-119, 3-121, 3-123, 3-125	387404	2-95	387598	4-16
387245	3-33, 3-65	387405	2-77, 3-29	387599	4-16
387250	4-10	387406	2-5, 2-86	387600	4-16
387251	4-10	387407	2-5, 2-85	387601	4-16
387256	2-5, 3-43, 3-63, 3-83	387408	2-5, 2-97	387602	4-16
387257	2-69, 2-71, 3-123, 3-125	387413	2-5, 2-85	387603	4-16
387258	3-119, 3-121	387422	3-115	387604	4-16
387262	3-117	387423	2-145	387605	4-16
387266	3-87	387424	2-145	387606	4-16
387268	2-89	387425	2-41	387607	4-16
387271	3-77	387426	2-67	387608	4-16
387274	2-89	387429	2-67, 3-119, 3-121	387609	4-16
387275	2-89	387430	2-67, 3-119, 3-121	387610	4-16
387279	2-93	387431	3-119, 3-121	387615	2-43
387281	2-103	387432	2-67	387622	3-146
387282	2-103	387433	2-69, 2-71, 3-119, 3-121, 3-123, 3-125	387634	2-105
387283	2-95	387435	3-119	387636	2-105
387284	2-95	387436	3-119, 3-121	387637	2-105
387294	2-3, 2-4, 2-51	387438	2-69, 2-71, 3-119, 3-121, 3-123, 3-125	387639	2-109
387295	2-85	387441	3-131	387640	2-105
387296	2-89	387442	2-83	387641	2-115
387300	3-9	387446	3-119	387648	2-109
387301	3-5	387447	3-119	387654	2-11
387302	2-145	387448	2-69, 2-71, 3-123, 3-125	387656	2-27
				387659	2-25
				387660	2-3, 2-25

CROSS REFERENCE

Part Number	Page Number	Part Number	Page Number	Part Number	Page Number
387671	3-61	40566	2-55, 2-57, 3-35, 3-37, 3-51, 3-53, 3-71, 3-73	48732	3-49, 3-69
387672	3-81	40607	2-47	48733	3-97, 3-99, 3-101, 3-103
387684	2-31	40678-1	2-55, 2-57, 2-91, 3-91	48734	3-97, 3-99, 3-101, 3-103
387686	2-43	40814	2-53, 3-33, 3-47, 3-65, 3-66	48753	4-12
387700	2-23	41178	2-13, 2-81	48754	4-12
39005	2-27, 2-29, 2-53, 2-59, 2-67, 2-75, 2-77, 3-27, 3-29, 3-33, 3-39, 3-47, 3-55, 3-65, 3-75	41186	2-51, 3-31	48755	4-12
390879	2-77, 3-29	41187	2-25	48758	4-12
390880	2-65	41305	3-57, 3-59, 3-77, 3-79	49142	3-35
391433	4-24	41315	3-51, 3-71	49177	2-21
391451	2-31	41341	2-77, 3-29	49263	2-51, 3-31
39277	2-11, 2-75, 2-85, 2-97, 3-5, 3-7, 3-9, 3-11, 3-27	41342	2-83, 2-107, 2-109	49266	2-21, 2-55, 2-57, 2-85, 2-95, 3-5, 3-7, 3-13, 3-35, 3-37, 3-87, 3-115, 3-129
39278	2-83, 2-91	41345	2-11, 2-25	49694	3-33, 3-65
39281	2-81	41359	2-83, 2-85, 2-113	49697	2-15, 2-95, 2-111
39283	2-85	41360	2-79	49740	2-31
39284	2-23, 2-81, 3-97, 3-99, 3-101, 3-103	41367	4-10	49745	2-31
39308	2-23, 2-59, 3-39, 3-55, 3-75	41368	4-10, 4-11	49800	2-15
39309	2-93	41371	4-10, 4-11	49826	3-53, 3-73, 3-87
39311	2-113, 2-115	41401	2-117	49914	2-77, 3-29
39312	2-23, 2-81	41410	3-85	50388	2-79, 2-81
39327	3-49, 3-69	41421	2-45, 3-89	51103	2-83
39338	2-97	41430	2-23, 3-19, 3-21, 3-23	51109	2-27
39348	2-113, 2-115	41451	2-45, 3-89	51225	2-49
39349	2-27, 2-73, 2-79, 2-81, 2-107, 2-109, 2-111, 3-5, 3-7, 3-9, 3-11, 3-29, 3-131	41454	2-45, 3-89	51338	2-29
39350	2-85	41561	2-97	51339	2-29
39527	2-79	41579	2-7, 2-9, 2-111, 3-107, 4-23	51414	2-85
39717	2-23	41619	2-49, 2-69, 2-71, 3-119, 3-121, 3-123, 3-125	51528	2-77, 3-29
397916	2-9	41702	2-107, 2-109	51534	2-59, 2-67, 3-55
397920	2-7	42011	2-41	51564	2-93
397976	2-9	42120-1	2-91	51727	2-83
39807	3-13, 3-15	42133A	2-31	53268	2-33
398285	3-147	42215	2-99	53466	2-35
398288	3-147	43290	2-49	53782	2-67, 3-119, 3-121
398289	3-147	43454	3-93	54333	2-33, 2-35, 2-37, 2-39, 2-55, 2-57, 3-35, 3-37, 3-53, 3-73, 3-113
398291	3-150	43500	2-67	54390	2-29
398292	3-149	43555	2-33	54577	2-29
398316	3-147	43844	3-91, 3-107	54620	2-93
398468	2-33	43957	2-25	54743	2-15
398501	3-85	44078	2-17	54995	2-91
398511	4-5	44681	3-5, 3-7, 3-9, 3-11	55685	2-19
398512	4-5	44681-1	3-5, 3-7, 3-9, 3-11	56185	2-19
398513	4-5	44681-2	3-5, 3-7, 3-9, 3-11	56690	2-19, 2-99
398514	4-5	44906	3-27	56820	2-99
398515	4-5	44961	2-55, 2-57, 3-11, 3-35, 3-37	56992	2-91
398516	4-5	45272	3-5, 3-9	57248	2-39
398517	4-5	45283	3-5, 3-7, 3-9, 3-11	57379	2-31
398518	4-5	45391	3-13, 3-15	57598	2-75, 3-27
398519	4-5	45595	2-117	578060000	3-111
398520	2-47, 4-5	45628	4-17	578061000	3-111
398526	2-118, 2-119, 3-13, 3-15	45888	2-91	578063000	3-111
398802	3-43	46390	2-78, 2-81, 3-49, 3-69	578064000	3-111
		46563	2-27	578066000	3-111
		48609	3-109, 3-117	578071000	3-109
		48610	2-57, 3-37, 3-53, 3-73, 3-113	578072000	3-109

CROSS REFERENCE

Part Number	Page Number	Part Number	Page Number	Part Number	Page Number
578074000	3-111	63810	2-55, 2-57, 3-35, 3-37, 3-85, 3-87	72899	2-91
578077000	3-111			72946	2-53, 3-33, 3-39, 3-47, 3-65
578078000	3-111	63923	4-15	72950	3-35
578091000	3-111	63987-1	2-55, 2-57, 3-35, 3-37	72968	2-51, 3-31, 3-115, 3-117
578094000	3-111	64425	2-61, 2-63, 2-67, 3-41, 3-45, 3-57, 3-59, 3-77, 3-79	73077	2-91
578123000	3-111			73467	3-107
578124000	3-111	64489	2-77, 3-29	73468	3-85
578125000	3-111	64533	2-13, 2-73	73474	2-55, 2-57, 3-35, 3-51, 3-71
578126000	3-111	64743	2-37, 2-39, 3-91	74027	2-85
578143000	3-111	64778	2-37, 2-39, 3-53, 3-73, 3-91	74098	4-18
578154000	3-111			74114	4-20
578155000	3-111	65340	3-111	74142	2-19
578160000	3-109	65341	3-109	74196	4-20
578161000	3-111	65342	3-113	74231	4-20
578164000	3-111	65580	3-115, 3-117	74232	4-20
578214000	3-111	65581	3-113	74243	4-20
578228000	3-111	65582	3-111	74244	4-20
578276000	3-109	65610	3-111	74245	4-20
578318000	3-109	65665	2-17	74454	2-97
578439	3-111	65667	4-14	74455	2-23, 3-97, 3-99, 3-101, 3-103
578820000	3-109	65668	4-14	75611	2-31, 2-45, 3-85
578821000	3-111	65670	4-14	75635	3-97, 3-99, 3-101, 3-103
578856	4-23	65671	4-14		
579112	3-111	65672	4-14	75939	2-117
57984	2-19	65673	4-14	76062	2-107, 2-109
58327	2-3, 2-5, 2-79	65674	4-14	763504	4-17
58359	2-91	65675	4-14	763508	4-17
58494	2-59, 3-39, 3-55, 3-75	65676	4-14	76570	2-73, 2-81, 2-89, 3-29, 3-91
59009	2-27	65677	4-14		
59542	2-91	65678	4-14	76653	2-61, 2-63, 3-41, 3-45
59661	3-59, 3-79	66211	2-29	768482	2-19
59840	2-91	66213	2-3, 2-4, 2-29	77001	4-18
59940	2-19	67004	3-87, 3-115, 3-117	77003	4-18
60189	4-10	67767	2-11, 2-59, 3-35, 3-37, 3-39, 3-55, 3-75, 3-129	77097	2-91, 2-99
602036000	3-111			77227	2-65
60278	2-145	68106	2-95	77228	2-65
603103000	2-117	69234	3-51, 3-53, 3-71, 3-73, 3-87	77270	3-39, 3-75
60386	4-3, 4-5			77272	2-65
607775	4-23	69582	2-27	77275	3-47, 3-65
61297	4-3, 4-5	69785	2-31	77276	3-47, 3-65
61298	4-3	70158	2-29	77277	3-47, 3-65
61300	4-3, 4-5	70161	2-29	77334	3-35, 3-37
61301	4-3	70709	2-19	77347	2-31, 2-43
613735	2-35	70717	2-93	77399	2-17
61791	2-25	70756	3-57, 3-77	77488	2-67
621478	3-49, 3-69	71026	2-107	77605	2-81
630164	3-91	71100	2-67, 3-119, 3-121	78122	3-113
63184	3-113	71101	2-3, 2-4, 2-67	78398	3-53, 3-73, 3-85
63244-1	3-85	71244	2-97	78553	2-17
63244-2	3-35, 3-85	71529	2-113	78740	2-31
63248-1	2-9	71607	2-61, 2-63, 3-41, 3-45, 3-57, 3-59, 3-77, 3-79	78842	2-31
63248-2	2-9			78950	4-14, 4-24
63248-3	2-9	71658	2-67	78951	4-14, 4-24
63248-4	2-9	72164	3-13, 3-15	78952	4-24
63416	2-31, 3-87	72172	3-13, 3-15	78979	2-65
63430	3-117	72174	3-13, 3-15	79217	2-65
63448	3-117	72439	3-57, 3-77		
63451	3-117	72897	2-91		
63740	2-115	72898	2-91		

Part Number	Page Number	Part Number	Page Number
79273-1	2-37, 2-39, 3-91, 3-113	87546	2-95
79273-2	2-31, 3-85	87709	3-5, 3-7, 3-9, 3-11
79273-4	2-55, 2-57, 3-35, 3-53, 3-73	87725	2-23
79320	2-3, 2-4, 2-5, 2-45, 3-89	87750	2-25
79350	2-41	87816	2-61, 2-63, 3-41, 3-45, 3-57, 3-59, 3-77, 3-79
79497	3-85	87838	2-97
79572	3-53, 3-73	87839	2-25
79711	4-18	87840	2-25
79716	4-18	87841	2-25
79728	4-18	87849	2-25
79731	4-18	87948	2-11
79739	4-18	87949	2-11
79740	4-18	9000845	3-7, 3-11
80127	2-75, 3-27	9000879	3-7, 3-11
80235	2-83	9001397	3-126
80487	2-83	9001398	3-127
80491	2-61, 2-63, 3-41, 3-45	9002022	2-39
81710	2-79	9003009	4-25
81919	2-75, 3-27	9004054	2-47
81922	2-107, 2-109	9006106	3-95
81952	2-65	9006107	3-95
82829	2-15, 3-91	9006108	3-95
82839	2-23	9006257	3-152
83052	3-49, 3-69	9006268	4-23
83733	2-29	9006270	3-91, 4-23
83874	2-69, 2-71, 3-119, 3-121, 3-123, 3-125	9006325	4-23
84028	2-55, 2-57, 3-35, 3-37, 3-51, 3-53, 3-71, 3-73	9006925	3-17
84057	3-113	9006930	2-71, 3-125
84593	2-65	9006931	3-121
86315	2-111	9006935	3-21
86333	2-77	9006938	3-139
86375	2-107	9006939	3-145
86393	2-113	9006940	3-99
86508	3-85	9006947	3-15
86636	2-31, 3-107	9006948	3-11
86759	2-61, 2-63, 3-41, 3-43, 3-45, 3-57, 3-59, 3-77, 3-79	9006949	3-7
86767	3-117	9006950	2-91
86824	3-35	9006959	3-103
86860	2-27, 2-75, 3-27	9006963	2-95
86866	2-61, 2-63, 3-41, 3-43, 3-45	9006964	2-95
87147	2-91	9006966	2-43
87172	2-75, 3-27	9006967	2-31
87173	3-91	9006973	2-31
87244	3-63, 3-83	9006975	2-43
87299	2-97	9007131	3-13, 3-15
87308	2-95	9007969	4-23
87346	2-11	9008409	2-17
87349	2-107, 2-109	9008411	2-17, 2-117
87355	2-25	9008848	4-25
87419	2-7, 2-9	9008890	4-25
87482	2-107	9009353	2-51
87483	2-107, 2-113	9009493	2-17, 2-117
87507	2-107	9009990	3-129
		9010085	3-129
		9010086	3-129
		9010161	2-51
		9010162	2-51, 3-31
		9010741	2-21
		9013343	3-49, 3-69

PART DESCRIPTION TO PAGE NUMBER CROSS REFERENCE LIST

A

Actuator, 36vdc [Head Lift], 2-83
 Actuator, 36vdc, 01.8strk, 300lb, 2-77, 3-29
 Actuator, 36vdc, 02.1stroke 500lb, 2-67
 Actuator, 36vdc, 02.7stroke 500lb, 2-59, 3-55
 Actuator, 36vdc, 7.0stroke, 700lb, 2-49
 Actuator, Mount, 2-83
 Actuator, Rollout, 2-93
 Adapter, Brush, 2-75, 3-27
 Adaptor, 3-111
 Adaptor, Brush, 2-7, 2-9
 Alarm Assy, Backup, 12/48Vdc, 3-13, 3-15
 Alarm Kit, Backup / A/V, Iron Gray, Ci, 3-15
 Alarm, 9-48vdc, 95 Db(A) [Ec-H20], 3-91
 Alarm, Warning, 10-48vdc, 2-17
 Angle, 2-83, 2-85, 2-97, 2-99
 Angle, Battery, R/O, Iron Gray, 3-131
 Angle, Bmpr, Mtg, Iron Gray, 2-85
 Angle, Bmpr, Mtg, Lh, Iron Gray, 3-29
 Angle, Bumper, Mtg, Lh, 3-29
 Angle, Bumper, Mtg, Rh, 2-85
 Angle, Cable, Keeper, 2-83
 Angle, Cable, Keeper, 2-83
 Angle, Iron Gray, 2-97, 2-99, 3-51, 3-53, 3-61, 3-63, 3-71, 3-73, 3-81, 3-83
 Angle, Mtg, Es, Iron Gray, 3-85, 3-113
 Angle, Mtg, Fltr Shaker, 2-95
 Angle, Mtg, Front, 2-89
 Angle, Mtg, Front, Iron Gray, 2-89
 Angle, Mtg, Pump, Detgt, Iron Gray, 3-107
 Angle, Rh, 2-11
 Angle, Wand, Clean-Out, Iron Gray, 3-87
 Antenna, Telem, 70 In [Gprs], 3-129
 Arm Assy, Lift, Hppr, W/ Label, Iron Gray, 2-91
 Arm Wldt, 2-67
 Arm Wldt, Brake, Lh, Iron Gray [7200], 2-29
 Arm Wldt, Brake, Rh, Iron Gray [7200], 2-29
 Arm Wldt, Brush (Replaced by 374186), 2-81
 Arm Wldt, Brush, Drive, Iron Gray, 2-78, 2-79
 Arm Wldt, Brush, Idler, Iron Gray, 2-81
 Arm Wldt, Flap, Iron Gray, 2-89
 Arm Wldt, Flap, Lower, Iron Gray, 2-89
 Arm Wldt, Front, Lh, 3-59, 3-79
 Arm Wldt, Front, Lh, Iron Gray, 3-59
 Arm Wldt, Front, Rh, 3-57, 3-77
 Arm Wldt, Front, Rh, Iron Gray, 3-57, 3-77
 Arm Wldt, Iron Gray, 2-93
 Arm Wldt, Lift, Hopper, W/ Label, [8300], 2-91
 Arm Wldt, Lift, Scb Head, Gray [7300], 2-49
 Arm Wldt, Pivot, Side, Gray [7300/8300], 2-59, 3-39, 3-55, 3-75
 Arm Wldt, Rear, Lh, 3-59, 3-79

Arm Wldt, Rear, Lh, Iron Gray, 3-59, 3-79
 Arm Wldt, Rear, Rh, 3-57, 3-77
 Arm Wldt, Rear, Rh, Iron Gray, 3-57, 3-77
 Arm, Cntrl, Throttle, Electronic, 2-23
 Arm, Iron Gray, 2-89
 Arm, Latch, 3-77
 Arm, Latch, Iron Gray, 3-57, 3-59, 3-79
 Arm, Mtg, Side Sqge Frame, Ele, Gray, 2-61, 2-63, 3-41, 3-45
 Arm, Safety W/ Label, [8300], 2-91
 Armature, 4-3, 4-5
 Armature and Fan Assembly, 4-12
 Armature Assy, Complt, 4-10
 Armature Fan, 4-12
 Axle, Wand, 3-111

B

Bag, Power, 3-115, 3-117
 Ball, Check, 4-16
 Ball, Check, Strg Valve, 4-20
 Balljoint, .25-28 Fem/.25-28mal, 2-23
 Bar, 2-31, 2-43
 Bar Assy, Spray [7300/8300], 3-73
 Bar Wldt, Battery, R/O, 3-131
 Bar Wldt, Flap, Lh, Iron Gray, 2-89
 Bar Wldt, Flap, Rh, Iron Gray, 2-89
 Bar Wldt, Retainer, Sqge, Rear, 2-69, 2-71, 3-119, 3-121, 3-123, 3-125
 Battery Kit, 36vdc 0600ah, Sealed, Ci, 3-139
 Battery Kit, 36vdc 1000ah, Wet, Gray, Ci, 3-145
 Battery Kit, Wet, 36vdc 0500ah, Ci, 3-135
 Battery, 36vdc 1000Ah Wet, 3-143, 3-145
 Battery, 36vdc, 600ah, Sealed, 3-137, 3-139
 Battery, Wet, 36vdc 0500ah, 3-135
 Battery, Wet, 36vdc 0750ah, 3-141
 Bearing, 2-25, 4-3, 4-5, 4-6, 4-9, 4-10, 4-11, 4-12, 4-13, 4-21
 Bearing Assy, 2-97
 Bearing cover, 4-14
 Bearing Kit, 4-6, 4-7, 4-9, 4-20
 Bearing, Ball, 0.59b 1.26d 0.35w, 2-79
 Bearing, Ball, 0.67b 1.57d 0.47w, 2-97
 Bearing, Ball, 0.79b 1.85d 0.55w, 2-78, 2-81, 3-49, 3-69
 Bearing, Ball, 1.00b 2.00d 0.50w, 2-91
 Bearing, Cone, 1.38b 0.71w, 2-29
 Bearing, Cup, 2.56d 0.55w, 2-29
 Bearing, Flange, 2-19
 Bearing, Needle, 0.25b 0.88d 0.50w, 3-131
 Bearing, Self Align, 1.25b 2.00d, 2-91
 Bearing, Sleeve, 0.62od, 2-89
 Bearing, Sleeve, 1.25id, 2-91
 Bearing, Sleeve, 1.75id, 2-91
 Bearing, Thrust, 2-27, 2-75, 3-27, 4-17
 Bearing, Thrust, 0.66b 1.25d 0.06w, 2-65, 2-67, 2-77
 Bearing, Thrust, 0.75b 1.25d 0.06w, 2-67

Bearing, W/ Collar, 0.75b 1.85d 1.06w, 2-79, 2-81
 Bellcrank, Lift, Head, Iron Gray, 2-49
 Belt, Drive, 2-4
 Belt, Drive (Cylindrical Brush), 3-49, 3-69
 Belt, V, 2-79
 Belt, V, [3v] 33.5l, 2-3, 2-5, 2-97
 Belt, V, [Hc41] 41.0l, 2-3, 2-5, 2-79
 Blade Assy, Sqge, Side, 2-4, 3-43
 Blade Kit, Sqge, Ure, [Mp1000], 3-126
 Blade Kit, Sqge, Ure, [Mp1200], 3-127
 Blade, Sqge, Front, 2-3, 2-4, 2-69, 2-71, 3-123, 3-125, 3-126, 3-127
 Blade, Sqge, Front 48.0l, 2-3, 2-4, 3-119, 3-121
 Blade, Sqge, Front, Mp1000, Tile, 2-69, 2-71, 3-123, 3-125
 Blade, Sqge, Front, Mp1200, Tile, 3-119, 3-121
 Blade, Sqge, Rear, 2-3, 2-4, 2-69, 2-71, 3-123, 3-125, 3-126, 3-127
 Blade, Sqge, Rear 48.0l, 2-3, 2-4, 3-119, 3-121
 Blade, Squeege, 2-4, 3-43, 3-111
 Block, Adj, 2-77, 3-29
 Block, Alm, 30mm X 60mm X 90mm, 2-111
 Bolt, 2-25
 Bolt, Carriage, .38-16 X 2.00, 2-79
 Bolt, Eye, M10x1.5 X 2.0 X .28 Eye, 2-67, 3-119, 3-121
 Bolt, Eye, M8 X 1.25, 2.75l, 2-61, 2-63, 3-41, 3-45, 3-57, 3-59, 3-77, 3-79
 Bolt, Shld, .38DX0.38, .31-18, 3-131
 Boot, 90deg .50d .57d X .84, 2-25
 Boot, Circuitbreaker, 3-91
 Boot, Protector, Circuitbreaker, 2-105
 Box, Accelerator, 2-23
 Box, Circuitboard, 2-117
 Box, Circuitboard, Iron Gray, 2-117
 Brace, Hppr, Ext, Iron Gray, 2-85
 Brace, Hppr, External, 2-85
 Brace, Hppr, Int, Iron Gray, 2-85
 Brace, Hppr, Internal, 2-85
 Bracket, 2-97, 3-33, 3-111
 Bracket Wldt [7300/8300 FaST], 2-35
 Bracket Wldt [7300/8300-FaST], 2-35
 Bracket Wldt [7300/8300 Fast li+], 2-39
 Bracket Wldt, Actuator, Iron Gray, 2-83
 Bracket Wldt, Hose, Water, Iron Gray, 2-41
 Bracket Wldt, Module, 3-91
 Bracket Wldt, Mtg, Fan, 2-47
 Bracket Wldt, Mtg, Fan, Iron Gray, 2-47
 Bracket Wldt, Mtg, Guard, Side Brush, 2-75
 Bracket Wldt, Mtg, Motor, Gray [8300], 2-75
 Bracket Wldt, Mtg, Spring, 2-61, 3-41
 Bracket Wldt, Pivot, 2-65
 Bracket Wldt, Steering, Tilt, Iron Gray, 2-19
 Bracket Wldt, Tank, 2-43

Bracket, Adapter, Mtg, Kick In, Frame, 3-33, 3-65
 Bracket, Adaptor, Mtg, Kick In, Frame, 3-33, 3-65
 Bracket, Bar, Spray, 40.0 [7300/8300], 3-53
 Bracket, Bar, Spray, 48.0 [7300/8300], 3-73
 Bracket, Bmpr, Iron Gray, 2-85
 Bracket, Brg, Mtg, Iron Gray, 2-81
 Bracket, Bumper, 2-85
 Bracket, Cntrl, Cable, Iron Gray, 2-41
 Bracket, Component, 3-91
 Bracket, Fan End, 4-5
 Bracket, far End, 4-3
 Bracket, Full, 2-31, 3-87
 Bracket, Guard, 2-41
 Bracket, Guard, Iron Gray, 2-41
 Bracket, Handle, Water, Iron Gray, 2-41
 Bracket, Harness, Iron Gray, 2-43
 Bracket, Hopper, Lh, 2-91
 Bracket, Hppr, Lh, Iron Gray, 2-91
 Bracket, Hppr, Rh, Iron Gray, 2-91
 Bracket, Iron Gray, 2-15, 2-77, 2-97, 3-29
 Bracket, Latch, Door, 2-11
 Bracket, Latch, Door, Iron Gray, 2-11
 Bracket, Lh, 2-11
 Bracket, Lh, Iron Gray, 2-11
 Bracket, Mtg, 2-11, 3-5, 3-13, 3-111
 Bracket, Mtg [7300/8300 Soft Start], 2-111
 Bracket, Mtg [Fast II+], 2-39
 Bracket, Mtg, Circuitbreaker, [Hi-Mag], 2-105
 Bracket, Mtg, Controller, Sgl, 2-109
 Bracket, Mtg, Controller, Sgl, Iron Gray, 2-109
 Bracket, Mtg, Es, Iron Gray, 3-85
 Bracket, Mtg, Iron Gray, 2-11, 3-7, 3-15
 Bracket, Mtg, Motor, Iron Gray, 2-75, 3-27
 Bracket, Mtg, Pump, Detgt [7300/8300], 2-35
 Bracket, Mtg, Relay, 2-109
 Bracket, Mtg, Relay, Iron Gray, 2-109
 Bracket, Mtg, Tank, Iron Gray, 2-31, 2-43
 Bracket, Mtg, Valve, Solenoid, 2-33
 Bracket, Panel, 2-25
 Bracket, Panl, Iron Gray, 2-25
 Bracket, Pivot, Iron Gray, 2-77, 3-29
 Bracket, Protector, Float Switch, 2-43, 3-87
 Bracket, Retainer, Filter, 2-43
 Bracket, Retainer, Spring, 2-7, 2-9
 Bracket, Retaining, Filter, 2-43
 Bracket, Retaining, Iron Gray, 2-43
 Bracket, Retaining, Tank, Detgt, 3-107
 Bracket, Rh, 2-11
 Bracket, Rh, Iron Gray, 2-11
 Bracket, Sppt, Auto Fill, Iron Gray, 3-85
 Bracket, Spring, Iron Gray, 2-67
 Bracket, Step, Iron Gray, 3-33
 Bracket, Stop, Bar, Lh, Iron Gray, 3-121
 Bracket, Stop, Bar, Rh, Iron Gray, 3-121
 Bracket, Stop, Frame, 3-31
 Bracket, Stop, Frame, Iron Gray, 2-51
 Bracket, Switch, 2-85
 Bracket, Switch, Iron Gray, 2-85

Bracket, Tube , Tee, 3-43, 3-63, 3-83
 Bracket, Valve, Large, 4-23
 Bracket, Wand, Power, Iron Gray, 3-113
 Brake Assy, 2-29
 Brake Repair Kit, 2-29
 Brake Shoes, 2-29
 Brush, 4-9, 4-10
 Brush , 4-21
 Brush Assy, Disk, Scrub, 16.0 D, Pyp, 2-9
 Brush Assy, Disk, Scrub, 16.0D, Nylon, 2-9
 Brush Assy, Disk, Scrub, 16.0D, Super Abrasive, 2-9
 Brush Assy, Disk, Scrub, 20.0 D, Nyl, 2-7
 Brush Assy, Disk, Scrub, 20.0 D, Pyp, 2-7
 Brush Assy, Disk, Scrub, 20.0 D, Super Abr, 2-7
 Brush Holder Assy, 4-11
 Brush Holder Cap, 4-6, 4-7
 Brush Kit, 4-6, 4-7, 4-11, 4-13
 Brush Kit, Moter, 3-31
 Brush Kit, Motor, 2-47, 2-51
 Brush Kit, Motor, Ele, 4-8
 Brush Mechanism, 4-3, 4-5
 Brush Palte, 4-12
 Brush, Block, Scrub, Ab, 3-111
 Brush, Block, Scrub, Poly, 3-111
 Brush, Board, Assy, 4-21
 Brush, Carbon, 3-49, 3-69
 Brush, Conveyor, Cyl, 35l, 4sr, 2-5
 Brush, Disk, Sweep, 19.0D, Pyp (Option), 2-7, 2-9
 Brush, Motor, Ele, 4-12
 Brush, Scrub, 39l, 20sr, Nyl, Spl, 2-7
 Brush, Scrub, 39l, 20sr, Pyp, Spl, 2-7
 Brush, Scrub, 39l, 20sr, Super Abr, Spl, 2-7
 Brush, Scrub, 47l, 20sr, Nyl, Spl, 2-9
 Brush, Scrub, 47l, 20sr, Pyp, Spl, 2-9
 Brush, Scrub, 47l, 20sr, Super Abr, Spl, 2-9
 Brush, Sweep, 36l, 6dr, Spl, 2-7, 2-9
 Brush, Sweep, 36L, Window, Pp, Spl, 2-7, 2-9
 Brush/rectifier Assy, 4-14
 Brush&spring Assy, 4-6, 4-7
 Brushholder, Motor, Ele, 2-75, 3-27
 Bumper, 3-47, 3-65
 Bumper Wldt, 2-85, 3-29
 Bumper Wldt, Iron Gray, 2-85, 3-29
 Bumper Wldt, Lh, 2-85, 3-29
 Bumper Wldt, Lh, Iron Gray, 2-85, 3-29
 Bumper Wldt, Rh, 2-85
 Bumper Wldt, Rh, Iron Gray, 2-85
 Bumper, Neo, 1.5d .63t .31h, 2-53, 2-65, 3-119, 3-121
 Bumper, Poly-E, 2-69, 2-71, 3-119, 3-121, 3-123, 3-125
 Bumper, Posi Drain, Recvy Side, 3-97, 3-101
 Bumper, Pye, 2-51, 3-31, 3-47, 3-65
 Bumper, Rbr, 1.00d 0.38t .25-20, 2-13
 Bumper, Rbr, 1.19d .72l, 2-49
 Bumper, Rbr, 2.0d 0.75t .38-16, 3-57, 3-77
 Bumper, Rear, Lh, 3-16

Bumper, Rear, Lh, Iron Gray, 3-17
 Bumper, Rear, Rh, 3-16
 Bumper, Rear, Rh, Iron Gray, 3-17
 Bumper, Side, Recvy, Gray [Posi Drain], 3-99
 Bumper, Side, Scb Head, Wide, 3-33, 3-65
 Bumper, Side, Scb Head, Wide, Iron Gray, 3-33, 3-65
 Bumper, Side, Soltn, Gray [Posi Drain], 3-103
 Bumper, Sqge, 2-69, 2-71, 3-119, 3-121, 3-123, 3-125
 Busbar, .06 0.6w 2.5l 2/.28h, 2-107, 2-113
 Busbar, Fuse, .6 0.6w 0.8h 2.0l, 2-107
 Bushing Assy, Fng, 2 Hole, 0.50b, 2-19
 Bushing Assy, Fng, 4 Hole, 1.57b, Stil, 2-97
 Bushing, Fng, 0.50b 0.59d 0.38l, 2-49, 2-77, 2-89
 Bushing, Fng, 0.63b 0.72d 0.25l, 2-41, 2-49, 2-59, 3-39, 3-55, 3-75
 Bushing, Fng, 0.63b 0.75d 0.38l, 2-61, 2-63, 3-41, 3-45, 3-57, 3-59, 3-77, 3-79
 Bushing, Fng, 1.00b 1.13d 0.38l, 2-29
 Bushing, Fng, 1.50B 0.59D 0.38L, 3-29
 Bushing, Fng, 1.50b 1.65d 1.00l, 2-93
 Bushing, Light, Led, 3-93
 Bushing, Sleeve, 0.37b 0.50d 0.50l, 2-27
 Bushing, Sleeve, 0.50b 0.59d 0.25l, Bnz, 2-89
 Bushing, Sleeve, 0.63b 0.72d 0.25l, 2-89
 Bushing, Sleeve, 0.63b 0.72d 0.38l, 2-61, 2-63, 3-41, 3-45, 3-57, 3-59, 3-77, 3-79
 Bushing, Sleeve, 0.88b 1.00d 0.75l, Bnz, 2-91
 Bushing, Taper Lock, 2-19
 Button, Plug, 0.50H .03-.12 [Black Nyl], 2-91
 Button, Plug, 1.1 X 1.1h, Black, Plstc, 2-17

C

Cable, .12d, 13.3l, .2clevis/.2clevis, 2-3, 2-4, 2-67
 Cable, .13d, 10.0l, .51eye /.51eye, 2-75, 3-27
 Cable, .13d, 15.5l, .50eye /.50eye, 2-59, 3-39, 3-55, 3-75
 Cable, 1/0Ga, Blk [7300/8300, Telemetry], 3-129
 Cable, Brush, Lift, 2-83
 Cable, Flap, Lift, 2-83
 Cable, Pull, 2-27
 Cable, Push Pull, 2-41
 Cable, Ribbon, 34 Conductor, 2-17
 Cable, Safety, Battery, 3-131
 Cam, 2-69, 2-71, 3-119, 3-121, 3-123, 3-125
 Cam, Front, 3-49, 3-69
 Cam, Rear, 2-69, 2-71, 3-49, 3-69, 3-119, 3-121, 3-123, 3-125

CROSS REFERENCE

- Cam/bearing/Diaphragm Kit, 4-14
Cap Assy, 3-97, 3-99
Cap, Brush, Motor, Ele, 2-75, 3-27
Cap, Dust, 3-97, 3-99, 3-101, 3-103
Cap, End, 4-17, 4-20
Cap, Hub 2.567 Hole, 2-29
Cap, Neoprene Black, 2-67, 3-35
Cap, Plastic, 2-31
Cap, Screw Cl, 4-17
Cap, Tank, 2-45, 3-89, 3-107
Cap, Tank, Drain, 2.25 Thread Pye, 2-45, 3-89
Cap, Tank, Drain, 3.85 Thread Pye, 2-45, 3-89
Cap, Tank, Drain, 6.17 Thread Pye, 2-31, 3-97, 3-99, 3-101, 3-103
Cap, Tube, 2-19
Cap, Vyl, .234id .750l .04, 2-15
Capacitor, Plug [.01 Uf, 200v], 3-93
Caster Kit, Sqge, Replmt, 2-65
Chain, Arm, 2-93
Chain, Coil, Str, #210, 09.0l 07 Link, 2-67
Chain, Drive, 2-93
Chain, Roller, #40 X 109 Pitches, 2-19
Chain, Sash, #35, 07.2l 13 Link, 3-97, 3-99, 3-101, 3-103
Channel, 2-31, 2-43
Channel Wldt, 2-65, 2-69, 2-89, 3-119, 3-123
Channel Wldt, Guard, Rh, Iron Gray, 2-71, 3-125
Channel Wldt, Iron Gray, 2-65, 2-89, 3-121
Channel Wldt, Steering, 2-11
Channel Wldt, Steering, Iron Gray, 2-11
Channel, .19, 2.5w 1.0 29.3l, H&S, Gray, 2-31
Channel, Battery, R/O, Iron Gray, 3-131
Channel, Iron Gray, 2-77, 3-29
Channel, Spring, 2-67
Channel, Stop, Lh, 3-119
Channel, Stop, Rh, 3-119
Charger, 36V, 210A, 60Hz, 3Ph, 3-150
Charger, 36V/120A 60H/1Ph 480V, 3-147
Charger, 36V/120A 60H/3Ph 480V, 3-147
Charger, 36V/150A 60Hz, 3-149
Charger, 36V/93A 60Hz, 1Ph, Sealed, 3-148
Charger, 36V/93A 60Hz, 3Ph, Sealed, 3-148
Charger, 36Vdc 120A Tri-Vac 1PH 50HZ, 3-147
Charger, 36Vdc 120A Tri-Vac 3PH 50HZ, 3-147
Check valve assy, 4-14
Chrome Pltd Cam Shaft, 2-29
Circuitboard Assy Kit [7300/8300], 2-17, 2-117
Circuitboard, Pedal, 2-23
Circuitboard, Sweeper, [8300], 2-117
Circuitbreaker, 10.0a, 2-118
Circuitbreaker, 15.0a, 2-105
Circuitbreaker, 2.5a, Resetable, 2-105
Circuitbreaker, 20.0a, 2-105
Circuitbreaker, 25.0a, 2-105
Circuitbreaker, 40.0a (Power Steering Option), 2-105
Circuitbreaker, 50.0a (Center Brush Option), 2-105
Circuitbreaker, 02.0A, Resetable, 3-91
Circuitbreaker, 05.0A, Resetable, 2-119
Circuitbreaker, 15.0 A, 3-5, 3-7, 3-9, 3-11
Circuitbreaker, 20.0a [Resetable], 2-105
Circuitbreaker, 30.0a, Resetable, 2-105
Circuitbreaker, 40a, (Max Pro 1000 Disk W/Std Motor), 2-105
Circuitbreaker, 40a, (Max Pro 1200 Disk), 2-105
Circuitbreaker, 45a, (Max Pro 1000 Cylindrical), 2-105
Circuitbreaker, 45a, (Max Pro 1000 Disk W/Hd Motor), 2-105
Circuitbreaker, 45a, (Max Pro 1200 Cylindrical), 2-105
Circuitbreaker, 50.0a, 2-105
Circuitbreaker, 30.0a, 2-105
Clamp, 4-3
Clamp Wldt, Front, 2-69, 2-71, 3-123, 3-125
Clamp Wldt, Front 48.0l, 3-119, 3-121
Clamp Wldt, Rear, 2-69, 2-71, 3-123, 3-125
Clamp Wldt, Rear 48.0l, 3-119, 3-121
Clamp, Cable, Nyl, 0.62d, Nat, 3-129
Clamp, Cable, Stil, 0.38d X 0.38w, 1h, 3-5, 3-7, 3-13, 3-15
Clamp, Cable, Stil, 0.56d X 0.38w, 1h, 2-49
Clamp, Cable, Stil, 0.63d X 0.75w, 1h, 2-15
Clamp, Cable, Stil, 0.63d X 0.75w, 1hole, 3-91
Clamp, Cable, Stil, 0.69d X 0.62w, 1h, 2-11, 2-59, 3-35, 3-37, 3-39, 3-55, 3-75
Clamp, Cable, Stil, 0.69d X 0.62w, 1hole, 3-129
Clamp, Cable, Stil, 0.75d X 0.75w, 1h, 3-53, 3-73
Clamp, Cable, Stil, 0.88d X 0.62w, 1h, 2-55, 2-57, 2-91
Clamp, Cable, Stil, 0.88d X 0.62w, 1hole, 3-91
Clamp, Cable, Stil, 1.00d X 0.62w, 1h, 3-51, 3-53, 3-71, 3-73, 3-87
Clamp, Cable, Stil, 1.50d X 1.00w, 1h, 2-35
Clamp, Hose, 3-109, 3-111
Clamp, Hose .40 - .42 2 Wire, 2-35
Clamp, Hose, Plstc, 1.60d X 0.62w, 2-45, 3-89
Clamp, Hose, Wir, .52 - .56, Yel, 4-23
Clamp, Hose, Wir, .63 - .66, Blk, 4-23
Clamp, Hose, Wormdrive, 0.25-0.62d, 3-107
Clamp, Hose, Wormdrive, 0.25-0.62d, .31w, 3-91
Clamp, Hose, Wormdrive, 0.31-0.88d, 2-33, 2-35, 2-37, 2-57, 3-35, 3-37, 3-53, 3-73, 3-113
Clamp, Hose, Wormdrive, 0.31-0.88d, .31w, 2-39, 2-55
Clamp, Hose, Wormdrive, 0.50-1.06d, 3-35
Clamp, Hose, Wormdrive, 0.56-1.06d, 3-85
Clamp, Hose, Wormdrive, 0.56-1.06d, .56w, 2-55, 2-57, 3-35, 3-37, 3-87
Clamp, Hose, Wormdrive, 0.81-1.50d, 2-4, 2-31, 2-55, 3-43, 3-51, 3-53, 3-63, 3-71, 3-73, 3-83
Clamp, Hose, Wormdrive, 1.56-2.50d, 2-47
Clamp, Hose, Wormdrive, 1.62-3.50d, 2-33
Clamp, Hose, Wormdrive, 1.81-2.75d, 3-63, 3-83
Clamp, Hose, Wormdrive, 2.50-3.50d, .50w, 3-91
Clamp, Ribbon Cable, 2-17, 2-95
Clamp, Ribbon Cable, Hold-Down, 2-17, 2-95
Clevis, Adj, 0.19pin, #10-32, 2-41
Clevis, Adj, 0.25pin, .25-28, 2-83
Clevis, Adj, 0.38pin, 0.31-24, Lh, Pl, 2-29
Clevis, Adj, 0.38pin, 0.31-24, Pl, 2-29
Clevis, Adj, 1.12pin, 1.00-14, 2-83
Clip, Finger Grip, 3-87, 3-115, 3-117
Clip, Motor, Ele, 2-75, 3-27
Clip, Spring, Prop Arm, 2-91, 3-63, 3-83
Clip, Sprocket, 2-25
Clip, Sqge, 3-57, 3-59, 3-79
Coil 36v, 4-18
Column, Steering (Replaced by 387653), 2-19
Column, Steering, #14.0L .81D 36Tooth, 2-19
Column, Steering, 15.5L .81D 36Tooth, 2-19
Comm. Bracket, 4-3, 4-5
Connector assy, 4-14
Connector Body, 4-11, 4-13, 4-21
Connector Kit, Tubing, 4-15
Connector, 2 conductor, 4-3, 4-5, 4-6, 4-7, 4-8
Connector, 2-Conductor, 4-10
Connector, 350a, Gray [Anderson], 3-135, 3-141
Connector, Andersn 350A, Gray, 3-147
Connector, Anderson, 350A, Gray, 3-137, 3-139, 3-143, 3-145, 3-147, 3-148, 3-149, 3-150
Connector, Fem, 2cav, Mp280 Sealed, 4-24
Contact, Switch, 2-17
Contactor, 36vdc, 2-107
Contactor, 36vdc, [Spno], 2-107
Contactor, 36vdc, 100a, Sp, No, 2-111
Contactor, 36vdc, 100a, Spst, 2-109
Contactor, 36vdc, 200a, Dpdt, 2-109
Contactor, 36vdc, 200a, Spst, 2-109
Contactor, 36vdc, Spdt, 2-107

Control Box Assy Kit, Replmt, Telem [INTL], 3-129
 Control Box Assy Kit, Replmt, Telem [USA], 3-129
 Controller Kit, Replmt [ec-H2O], 4-23
 Controller, Motor, 36vdc, 1205, 2-107
 Controller, Motor, 36vdc400A, 2-109
 Conveyor, Cyl, 35L, 4Sr, Pp, 2-81
 Coupling Body, Qf, Pm08, 2-37
 Coupling Insert, Qm, Bm08, 2-37
 Coupling, Fem, W/ Valve, .25 Brb, 2-35
 Coupling, Flexible, 4-16
 Coupling, Mal, .25 Npt, 2-35
 Cover, 2-117
 Cover Kit, Recvy, W/ Gasket, Teal, 2-43
 Cover Kit, Soltn, W/ Gasket, 2-31
 Cover Kit, Soltn, W/ Gasket, Teal, 2-31
 Cover Wldt, 2-15
 Cover Wldt, Iron Gray, 2-15
 Cover Wldt, Top, 2-13
 Cover Wldt, Top, Iron Gray, 2-13
 Cover, Chain, 2-93
 Cover, Chain, Teal, 2-93
 Cover, Controlbox, 2-105
 Cover, Cooling Fan, 2-47
 Cover, Drive, 3-49, 3-69
 Cover, Hopper, 2-95
 Cover, Hppr, Teal, 2-95
 Cover, Idler, 3-49, 3-69
 Cover, Insert, 2-45, 3-89
 Cover, Iron Gray, 2-117
 Cover, Rear, 2-15
 Cover, Rear, Teal, 2-15
 Cover, Reservoir, 4-16
 Cover, Steering Wheel, 2-19
 Cover, Tank, 2-31, 3-107
 Cover, Tank, Solution, 2-31
 Cover, Tank, Top, 2-15
 Cover, Tank, Top, Teal, 2-15
 Cover, Vac Fan, W/ Label, [8300], 2-97
 Cradle Wldt, Battery, Iron Gray, 3-133
 Crank Replacement Kit, 4-15
 Cuff, Swivel, 3-109
 Cup Holder, 2-13
 Cup Wldt, Skid, 2-11
 Cylinder, Hyd, 2.0b, . L,12.00strk,2500, 2-91

D

Detergent Pkg, 2 Liter, Sgl, 365, 2-35
 Detergent Pkg, 2 Liter, Sgl, 665, 2-35
 Detergent Pkg, 4 Liter, Sgl [Tco 665], 2-35
 Device, Centering, 2-7, 2-9
 Diaphragm kit, 4-14
 Diode, Ele, Plug, 2-17, 2-109, 2-146, 2-147, 3-93
 Disc, 4-3
 Disk, Pad Drive, W/ Face, 20d, 2-7
 Disk, Pad Driver, W/Face, 16D, 2-9
 Door Wldt, Side, 2-13
 Door Wldt, Side, Iron Gray, 2-13
 Door, Brush, Iron Gray, 2-79, 2-81

Door, Brush, Lh, 2-73, 3-29
 Door, Brush, Lh, Iron Gray, 2-73, 3-29
 Door, Brush, Rh, 2-73
 Door, Brush, Rh, Iron Gray, 2-73
 Drain Kit, Gray, Ci [Posi Cntrl/Recvy], 3-99
 Drain Kit, Gray, Ci [Posi Cntrl/Soltn], 3-103
 Drive, Main Cl, 4-17
 Drive, Valve, Strg, 4-20
 Driver Assy, Pad, 16D, 2-9
 Driver Assy, Pad, 20.0D, 2-7
 Drum, Cable, Lift, 2-67
 Duct, Afmkt, Vyl, 0.40 X 0.75 .25D, 04Ft, 3-9, 3-11
 Duct, Vinyl 3.5l, 2-77

E

Ear, 2-93
 Ec-H2o Kit, Module C, Plumbing, 4-23
 Ec-H2o Kit, Cylrcl, 1000mm, Ci [73/8300], 3-95
 Ec-H2o Kit, Cylrcl, 1200mm, Ci[73/8300], 3-95
 Ec-H2o Kit, Disk, Ci [7300/8300], 3-95
 Electrode, 5 Plate, High Flow, 4-23
 Electrode, Cylindrical, 4-23
 Element, Fitr, 4-16
 Extinguisher, Fire, 3-151

F

Fan, 4-3, 4-5
 Fan Assy, Vacuum (See Breakdown), 2-47
 Fan Assy, Vacuum (See Breakdown) (Replaced by 398520), 2-47
 Fan vacuum, 36v, 4-3
 Fan, rotating, 4-3
 Fan, stationary, 4-3
 Fan, Vacuum, 4-5
 Fast 665 4 Ltr, Detergent, 2-39
 Fast 965 4 Ltr, Detergent, 2-39
 Fast Kit, Ci, Injector Filters[Fast li+], 4-25
 Fast Kit, Seal, Injector, Ci [Fast lii], 4-25
 Filter Assy, Air, Molded Ure, 2-35
 Filter, Foam, 2-37
 Filter, In-Line, Pf06/Pf06 080mesh 02.6l, 2-39, 3-91
 Filter, Inline, Pf06/Pf06, 80 Mesh, 2-37
 Filter, Panl, Dust, 2.0 X 06.1 X 07.6, 2-3, 2-4, 2-43
 Filter, Pkg, Dust, Panl, 81plts, 2-3, 2-4
 Filter, Soltn, 20mesh, Pf16 3.1d 02.3l, 2-31
 Fitting 1/8mx1/4h Barb Brs, 2-35
 Fitting Assy, Cap, 0.067b, Pf04, 2-33
 Fitting Assy, Cap, 0.086b, Pf04, 2-33
 Fitting Assy, Qdc, Pf04, 3-91
 Fitting, Brs, E90, Cf03/Pf02, 2-35
 Fitting, Brs, E90, Pm04/Bm08, 2-33
 Fitting, Brs, Qdc, Bm12/Qf08, 3-85
 Fitting, Brs, Qdc, Pm04/Qf06, 3-113
 Fitting, Brs, Str, Pf04/Pf04 Bkhd, 3-113

Fitting, Brs, Str, Bm06/Pf02, Spcl, 3-91
 Fitting, Brs, Str, Bm06/Pf04, 3-91
 Fitting, Brs, Str, Pf02/Pm06, 3-91
 Fitting, Brs, Str, Pm02/Bm03, 2-47
 Fitting, Brs, Str, Pm02/Pm02, 4-23
 Fitting, Brs, Str, Pm04/Pm04, 2-33
 Fitting, Brs, Str, Pm04/Pm06, 2-33
 Fitting, Brs, Tee, Pf04/Pm04/Pf04, 2-33
 Fitting, Brs, Tee, Pf02/Pf02/Pm02, Run, 3-91
 Fitting, Brs, Tee, Pf04/Pf04/Pm04, Run, 2-33
 Fitting, Brs, Tee, Pm04/Pf04/Pf04, Run, 2-39
 Fitting, Coupler, Hose, Shank, Fem, 3-97, 3-99, 3-101, 3-103
 Fitting, Elbow, 3-111
 Fitting, Grease, 2-25
 Fitting, Grease, E90 Pm04 .75L, 3-33, 3-47, 3-65
 Fitting, Grease, Str Pm04 .47l, 2-91
 Fitting, Hose, Barbed, .25npt Mal, 3-111
 Fitting, Hyd, E90, Jm04/Om04, 2-91, 2-99
 Fitting, Hyd, E90, Jm06/Om06, 2-99
 Fitting, Hyd, Rst, Jm04/047, 2-91
 Fitting, Hyd, Str, Jm04/Om06, 2-19
 Fitting, Hyd, Str, Jm04/Om10, 2-19
 Fitting, Hyd, Str, Jm06/Om06, 2-19, 2-99
 Fitting, Hyd, Tee, Jf06/Jm06/Jm06, Run, 2-99
 Fitting, Nyl, Qdc, E90, Bm06/ Qm10, 2-39
 Fitting, Nyl, Qdc, E90, Bm08/ Qm10, 2-39
 Fitting, Plstc, [90 Bm03/Pm02], 2-43
 Fitting, Plstc, Bkhd, Pf12/Pf12, 2-45
 Fitting, Plstc, Bkhd, Pf16/Pf16, 2-31
 Fitting, Plstc, Cap, Pf04, 2-35
 Fitting, Plstc, Cap, Pf08, 2-55, 2-57, 3-35
 Fitting, Plstc, E45, Pf12/Pf12, 3-85
 Fitting, Plstc, E90, 06bm/06bm, 3-107
 Fitting, Plstc, E90, 16bm/16pm, 2-31
 Fitting, Plstc, E90, Bm04/Pm04 Nyl, 2-35
 Fitting, Plstc, E90, Bm05/Pm02, Nyl, 4-23
 Fitting, Plstc, E90, Bm06/Pm04, Nyl, 2-39
 Fitting, Plstc, E90, Bm08/Bm08, 2-55, 2-57, 3-35, 3-37
 Fitting, Plstc, E90, Bm08/Pm04, 3-113
 Fitting, Plstc, E90, Bm08/Pm04 Nyl, 2-33
 Fitting, Plstc, E90, Bm08/Pm06, 2-37, 2-39, 3-53, 3-73, 3-91
 Fitting, Plstc, E90, Bm08/Pm08, 3-85
 Fitting, Plstc, E90, Bm08/Pm12, Nyl, 2-37
 Fitting, Plstc, E90, Bm10/Pm12, 3-85
 Fitting, Plstc, E90, Bm12/Bm12, 2-55, 2-57, 3-35, 3-37, 3-51, 3-53, 3-71, 3-73
 Fitting, Plstc, E90, Bm12/Pf12, 3-87
 Fitting, Plstc, E90, Bm12/Pm08, 3-35, 3-85
 Fitting, Plstc, E90, Bm12/Pm12, 3-85, 3-87
 Fitting, Plstc, E90, Pf08/Pf08, 3-53, 3-73
 Fitting, Plstc, E90, Pm12/Pf12, 2-31
 Fitting, Plstc, Pipe, Cap, Pf04, 2-39
 Fitting, Plstc, Plug, Pm12, 2-31, 2-45, 3-85
 Fitting, Plstc, Plug, PM16, 2-31

CROSS REFERENCE

- Fitting, Plstc, Rst, .50od/.31id, 3-35, 3-37
Fitting, Plstc, Str, 08pmxgarden, 3-87
Fitting, Plstc, Str, Bm04, Cplg, Fem, 2-39
Fitting, Plstc, Str, Bm04/Bm08, 2-35, 3-91
Fitting, Plstc, Str, Bm05/Pm04, 3-91
Fitting, Plstc, Str, Bm06/Bm06, 3-107
Fitting, Plstc, Str, Bm06/Pm02, Nyl, 3-91, 4-23
Fitting, Plstc, Str, Bm06/Pm04, 2-39
Fitting, Plstc, Str, Bm06/Pm12, 3-107
Fitting, Plstc, Str, Bm08/Bm08, 2-55, 2-57, 3-35, 3-37
Fitting, Plstc, Str, Bm08/Pm04, 3-113
Fitting, Plstc, Str, Bm08/Pm04 (ec-H2O), 3-37, 3-53, 3-73
Fitting, Plstc, Str, Bm08/Pm04 (FaST), 2-57
Fitting, Plstc, Str, Bm08/Pm06, 2-37, 2-39, 3-91
Fitting, Plstc, Str, Bm08/Pm08, 2-55, 2-57, 3-35, 3-53, 3-73
Fitting, Plstc, Str, Bm08/Pm12, 2-37, 2-39, 3-91, 3-113
Fitting, Plstc, Str, Bm10/Bm10, 2-55, 2-57
Fitting, Plstc, Str, Bm12/Pm08, 3-85
Fitting, Plstc, Str, Bm12/Pm08, Nyl, 3-53, 3-73
Fitting, Plstc, Str, Bm12/Pm12, 2-31, 3-85
Fitting, Plstc, Str, Bm24/Bm32, 3-109, 3-117
Fitting, Plstc, Str, Pm04, Cplg, Mal, 2-39
Fitting, Plstc, Str, Pm08/Pm08, 3-85
Fitting, Plstc, Str, Pm12/Bm16, 2-31
Fitting, Plstc, Str, Pm12/Pm12, 2-31, 3-85
Fitting, Plstc, Str, Pm16/Pm16 Close, 2-31
Fitting, Plstc, Tee, Bm04/Bm04/Bm04, 2-39
Fitting, Plstc, Tee, Bm05/Bm05/Pm04, 3-91
Fitting, Plstc, Tee, Bm06/Bm06/Bm06, 3-91
Fitting, Plstc, Tee, Bm08/Pm04/Bm08 Nyl, 2-33, 2-35
Fitting, Plstc, Tee, Bm10/Bm10/Bm10, 2-55
Fitting, Plstc, Tee, Bm12/Bm12/Bm12, 3-51, 3-71
Fitting, Plstc, Tee, Bm16/Pf12/Bm16, 2-31
Fitting, Plstc, Tee, Pf08/Pf08/Pf08, 3-85
Fitting, Plstc, Tee, Pf12/Pf12/Pf12, 2-31
Fitting, Plstc, Y, Bm06/Bm06/Bm06, Nyl, 3-91
Fitting, Plstc, Y, Bm08/Bm08/Bm08 Nyl, 3-53, 3-73
Fitting, Plstc, Y, Bm08/Bm08/Bm08, Nyl, 2-39
Fitting, Plug, Om04, Valve, 4-19
Fitting, Plug, Om06, Valve, 4-19
Fitting, Qm, Male, 3-85
Fitting, Quick Disconnect, 3-109
Flange, 4-17
Flange, Brg, 1.9id 2h, 2-79, 2-81
Flap, Front, 2-3, 2-5, 2-89
Flasher, 12/48vdc 5a #6309/12-48vdc, 3-13, 3-15
Frame, 2-11
Frame and Field Assembly, 4-12
Frame Assy, Sqge, Side, Vacuum, Rh, 3-43
Frame Wldt, Main, Iron Gray [7300/8300], 2-11
Frame Wldt, Scb Head, 2 Brush, Ele, Gray, 2-51
Frame Wldt, Scb Head, 3 Brush, Ele, Gray, 3-31
Frame Wldt, Sqge 48.0l, 3-119, 3-121
Frame Wldt, Sqge, Iron Gray, 2-69, 2-71, 3-123, 3-125
Frame Wldt, Sqge, Side, Lh, 2-63, 3-45, 3-59, 3-79
Frame Wldt, Sqge, Side, Rh, 2-61, 3-41, 3-57, 3-77
Frame, Swpr, Iron Gray [8300], 2-11
Fuse, .20A, 3Ag, Slo-Blo, 2-117
Fuse, .25d 10a 32vdc, 2-117
Fuse, 002A, 250Vdc, Cartridge, 3-129
Fuse, 200amp, 2-107, 2-109
- ### G
- Gasket, 2-117
Gasket, .19, 2.00ld 5.38OD [BUNA], 3-97, 3-99, 3-101, 3-103
Gasket, .19, 4.05id 5.29od [Buna], 2-31, 2-45, 3-89, 3-107
Gasket, Cap, 2-45, 3-89
Gasket, Cap, Drain, 2-3, 2-4, 2-5, 2-45, 3-89
Gasket, Cap, Dust, 3-97, 3-99, 3-101, 3-103
Gasket, Celr Ure, .50, 05.94w 08.88l, Adh, 2-31
Gasket, Cover, 3-49, 3-69
Gasket, Cover, Controller, 2-105
Gasket, Foam, 3-63, 3-83
Gasket, Lid, 2-45, 3-89
Gasket, Mtg, Fan, 2-3, 2-4, 2-5, 2-47
Gasket, Sqge, 2-69, 2-71, 3-119, 3-121, 3-123, 3-125
Gasket, Tank, Recovery, 2-3, 2-4, 2-43
Gasket, Ure, .50, 12.65w 18.89l, Adh, 2-43
Gasspring, 56lb, 6.3strk, 2-59, 3-39, 3-55, 3-75
Gear, Drive, 2-25
Gearbox, 90, Drive Wheel, Rear, [Hu], 2-25
Gearbox, Motor, 4-11, 4-13, 4-21
Geroler S/A Cl, 4-17
Geroter, 4-20
Grommet, 3-111
Grommet, Blind, 3-91, 4-23
Grommet, Level Sensing 1.6 D 9.6L, 2-31
Grommet, Pye, 0.37id, F/ 1.5h, .13matl, 3-107
Grommet, Rbr, 0.38id, F/ 0.5h, .12matl, 3-5, 3-7, 3-9, 3-11, 3-13, 3-15
Grommet, Rbr, 0.50id, F/ 0.8h, .12matl, 2-105
Grommet, Rbr, 0.89id, F/ 1.2h, .14matl, 2-23
Grommet, Rbr, 1.00id, F/ 1.4h, .12matl, 2-105
Grommet, Rbr, 1.0b, 2-105, 2-117
Grommet, Rbr, 1.50id, F/ 1.8h, .31matl, 2-17, 2-27
Grommet, Rbr, 2.13id, F/ 2.5h, .12 Matl, 2-35
Grommet, Ribbon Cable, .63 X 1.81, 2-17
Guard Wldt, Lh, 3-59, 3-79
Guard Wldt, Lh, Iron Gray, 3-59, 3-79
Guard Wldt, Light, Revl/Fish, 3-5, 3-9
Guard Wldt, Light, Revl/Fish, Iron Gray, 3-7, 3-11
Guard Wldt, Oprtr, Top, 3-19
Guard Wldt, Oprtr, Top, Iron Gray, 3-21
Guard Wldt, Rh, 3-57
Guard Wldt, Rh, [Mp1200], 3-77
Guard Wldt, Rh, Iron Gray, 3-57, 3-77
Guard Wldt, Sqge (MP 20), 3-33, 3-65
Guard Wldt, Sqge, Rear, Gray, 3-33, 3-65
Guard, Bmpr, Iron Gray, 3-33, 3-65
Guard, Brush, Side, 2-75, 3-27
Guard, Bumper, 3-33, 3-65
Guard, Kick In, Scb Head, 2-53, 3-33, 3-47, 3-65
Guard, Kick In, Scb Head, Iron Gray, 2-53, 3-33, 3-47, 3-65
Guard, Light, 3-13, 3-15
Guard, Light, Revl / Strobe, 3-7, 3-11
Guard, Side Brush, 2-75
Guide, Point, Side Sqge, 2-61, 2-63, 3-41, 3-43, 3-45, 3-57, 3-59, 3-77, 3-79
- ### H
- H-016 Wavy Washer, 4-12
Handle, 2-31
Handle Wldt, Steering, Tilt, 2-19
Handle, Wand, 3-111
Harness [Fast 7300/8300], 2-146
Harness [FaST II+ 7300/8300], 2-147
Harness, Backup Alarm, Shrd, 3-13, 3-15
Harness, Battery, Connecting, 2-113, 2-115
Harness, Battery, Rollout [7300/8300], 3-131
Harness, Ele [Telemetry, 7300/8300], 3-129
Harness, Fast, 7300/8300, 2-146
Harness, Hppr, 2-145
Harness, Jumper, Arm, 2-145
Harness, Light, Revl, Shrd, 3-5, 3-7
Harness, Main, 7300/8300, 2-145
Harness, Main, Controlboard [Ec-H2o 5cell], 4-23
Harness, Power Wand, [7300/8300], 3-115
Harness, Rear [FaST 7300/8300], 2-147
Harness, Rear, [Fast 7300/8300], 2-146
Harness, Sensor, Jumper, 2-43, 3-87
Harness, Solenoid, Shakr, [6200], 2-95

Harness, Warning Light, Alarm, 3-9, 3-11
 Harness, Wire [7300 Ec-H2o, Module], 3-94
 Harness, Wire [7300, Ec-H2o Interface], 3-94
 Harness, Wire [7300/8300, Mtr, Softstart], 2-145
 Harness, Wire, Jumper, Reverse Switch, 3-13
 Harness, Wire, Jumper, Seat Switch, 2-145
 Harness, Switch, Key, Diode, 2-109
 Head Kit, Pump, Water, Repair, 4-24
 Head, Commutator End, 4-12
 Head, Drive End, 4-12
 Head, Wand, 3-111
 Headband, 4-12
 Headlight, 36vdc, 15cp 0.7a [#0534242], 2-85
 Headlight, 36Vdc, 60 Watt 1.7A, 3-13, 3-15
 Hinge, 2-13
 Hinge Assy, 2-15
 Hinge Assy, Iron Gray, 2-15
 Hinge Wldt, W/ Pin, 2-15
 Hinge Wldt, W/ Pin, Iron Gray, 2-15
 Hinge, .25pin .07 3.5w 08.0l, 4/0.38sl, 2-13
 Hinge, .25pin .25 3.0w 05.0l 6/0.44h, 2-73
 Hook Wldt, Latch, 3-49, 3-69
 Hopper, Sweeper, [8300], 2-85
 Hopper, Swpr, Teal [8300], 2-85
 Horn, 36vdc, DbA, 2-11
 Hose, 3-109
 Hose Assembly, 3-109
 Hose Assy, Drain, 2-45, 3-89
 Hose Assy, Pvc, W/ Cuff, 1.5d, 90.0l, 3-117
 Hose Assy, W/1cuff, 1.5d 120l 1.5/, 3-97, 3-99, 3-101, 3-103
 Hose Assy, W/2 Cuff, 1.0d 41.0l, 2-5, 3-43
 Hose Assy, W/2 Cuff, 1.0D 44L 1.0/1.0, 3-43
 Hose Assy, W/2cuff, 1.0d, 23l, 3-63, 3-83
 Hose Assy, W/2cuff, 1.0d, 41l, 3-63, 3-83
 Hose Assy, W/2cuff, 2.0d 26l, 3-43, 3-63, 3-83
 Hose Assy, W/2cuff, 2.0d 75l, 3-43, 3-63, 3-83
 Hose, Afmkt Replmt, Pvc, Brd 0.50id 1 Ft, 2-33, 2-35, 2-37, 3-53, 3-73
 Hose, Afmkt Replmt, Pvc, Brd 0.50id 2 Ft, 2-33, 3-37, 3-53, 3-73
 Hose, Afmkt Replmt, Pvc, Brd 0.50id 20ft, 2-37
 Hose, Afmkt Replmt, Pvc, Brd 0.50id 3 Ft, 3-37
 Hose, Afmkt, Pvc, Brd 0.50id 1ft, 2-57
 Hose, Afmkt, Pvc, Brd 0.50id 2ft, 2-55
 Hose, Afmkt, Pvc, Brd 0.75id 1 Ft, 3-37, 3-53, 3-73
 Hose, Afmkt, Pvc, Brd 0.75id 8 Ft, 3-37, 3-53, 3-73
 Hose, Afmkt, Pvc, Brd, 0.25id, 03ft, 3-91
 Hose, Afmkt, Pvc, Brd, 0.31id, 03Ft, Clr, 3-91

Hose, Afmkt, Pvc, Brd, 0.38id, 01ft, Clr, 4-23
 Hose, Afmkt, Pvc, Brd, 0.38id, 03ft, Clr, 2-39
 Hose, Afmkt, Pvc, Brd, 0.38id, 08Ft, Clr, 3-107
 Hose, Afmkt, Pvc, Brd, 0.50id, 01ft, Clr, 2-39
 Hose, Afmkt, Pvc, Brd, 0.50id, 02ft, Clr, 2-39
 Hose, Afmkt, Pvc, Brd, 0.50id, 08ft, Clr, 3-91
 Hose, Afmkt, Pvc, Brd, 0.75id 8 Ft, 2-57
 Hose, Afmkt, Pvc, Brd, 0.75id, 02ft, Clr, 3-85
 Hose, Afmkt, Pvc, Brd, 0.75id, 03Ft, Clr, 3-85
 Hose, Afmkt, Pvc, Clr 0.25id 1 Ft, 2-35
 Hose, Afmkt, Pvc, Clr 0.25id 2 Ft, 2-35
 Hose, Afmkt, Pvc, Clr, 0.25id, 02ft, 2-39
 Hose, Hyd, Tc 06, Jf str/E90 , 48.0l, 2-103
 Hose, Hyd, Tc04, Jf04Str/Jf04Str, 025.0, 2-103
 Hose, Hyd,Med06, Jf06str /Jf06e90 , 26.0, 2-103
 Hose, Hyd,Tc 04, Jf04str /Jf04e90 , 20.0, 2-103
 Hose, Hyd,Tc 04, Jf04str /Jf04e90 , 30.0, 2-103
 Hose, Hyd,Tc 06, Jf06str /Jf06e90 , 24.0, 2-103
 Hose, Pvc, Brd, 0.31id 0.53od, 2ft, Clr, 4-23
 Hose, Pvc, Brd, 0.38id 0.60od 15.00l, 3-107
 Hose, Pvc, Brd, 0.50id 0.73od 33.00l, 3-35
 Hose, Pvc, Brd, 0.50id 0.75od 14.00l, 3-35
 Hose, Pvc, Brd, 0.50id 0.80od 18.00l, 3-35
 Hose, Pvc, Brd, 0.62id 0.91od 10.30l, 2-55
 Hose, Pvc, Brd, 0.75id 1.00od 02.00l, 3-35, 3-51
 Hose, Pvc, Brd, 0.75id 1.00od 2.00l, 3-71
 Hose, Pvc, Brd, 0.75id 1.00od 44.50l, 3-35, 3-51, 3-71
 Hose, Pvc, Brd, 0.75id 1.03od 01.50l, 3-51, 3-71
 Hose, Pvc, Brd, 0.75id 1.03od 02.00l, 2-55, 2-57
 Hose, Pvc, Brd, 0.75ID 1.03OD 05.00L, 3-51, 3-71
 Hose, Pvc, Brd, 0.75id 1.03od 11.00l, 3-51, 3-71
 Hose, Pvc, Brd, 0.75id 1.03od 44.50l, 2-55, 2-57
 Hose, Pvc, Clr, 0.50id 0.69od 50.00l, 3-87
 Hose, Pvc, Wir, 0.50id 0.74od 47.00l, 3-113
 Hose, Pvc, Wir, 0.50id 0.75od 15.50l, 3-113

Hose, Vacuum, 2-3, 2-4, 2-47, 3-109
 Hose, Vacuum, 0.16id X 05.0l, 2-43, 2-47, 3-87
 Hose, Vacuum, 35.0l, 2-5, 3-43, 3-63, 3-83
 Hose, Vacuum, 58.5l, 2-5, 3-43, 3-63, 3-83
 Hose, Vacuum, 91.0l, 2-3, 2-4, 2-43
 Hose, Vyl, Brd, .62id 55.0l, 3-87
 Hose, Vyl, Brd, .75id 28.0l, 3-87
 Hose, Wand, 3-111
 Hose, Water, 1.0id 2.25l, 2-31
 Hose, Water, 1.0id 4.5l, 2-31
 Housing, 2-93, 4-3, 4-5, 4-17
 Housing Wldt, Brush, Iron Gray, 3-47, 3-65
 Housing Wldt, Brush, Side, Iron Gray, 2-77, 3-29
 Housing, Bottom, 4-23
 Housing, Cplg, Qf / Pm08, 2-39, 3-91
 Housing, Cplg, Qf / Pm08 (ec-H2O), 2-57
 Housing, Cplg, Qf / Pm08 (FaST), 3-37, 3-53, 3-73
 Housing, Upper, Module, High Flow, 4-23
 Housing, Vacfan, Rear, 9.0d, Impeller, 2-97
 Hub Wldt, Drive, Brush, Iron Gray, 2-79, 3-49, 3-69
 Hub, Drive, Brush, 3-31
 Hub, Drive, Brush, Disk, 0.75B 6T, 2-51
 Hub, Drive, Brush, Disk, 3 Hole 5.8Bc, 2-9

I

Impeller, 9.00d X 1.40w X 0.376b, 2-97
 Injector Assy [Gen Iii], 4-25
 Injector Assy [Gen III] (See Breakdowns), 2-39
 Insert, Cplg, Qm, Bm08, 2-39, 3-91
 Insert, Lrg [Venturi, Fast Iii], 4-25
 Instruction, Repair, 4-17
 Instruction, Repair, Valve, Strg, 4-20
 Insulator, Panel, 2-107
 Insulator, Panel & Switchboard, 2-109

K

Key Square 0.25 0.25 01.00 Lg, 4-13
 Key Square 0.25 X 0.25, 01.00L, 2-51, 4-11, 4-21
 Key Square 0.25X 0.25, 01.00L, 3-31
 Key, Ignition, 2-17
 Key, Sq, 0.12 X 0.12, 01.00l, 2-97
 Key, Sq, 0.19 X 0.19, 00.62l, 2-79
 Key, Sq, 0.19 X 0.19, 00.75l, 2-79, 3-49, 3-69
 Key, Sq, 0.19 X 0.19, 01.00l, 2-79, 2-97, 3-49, 3-69
 Key, Sq, 0.19 X 0.19, 01.25L, 3-49, 3-69, 4-10
 Key, Sq, 0.25 X 0.25, 00.75l, 2-91
 Key, Square, 4-6, 4-7, 4-8, 4-9
 Key, Woodruff, 0.19 0.75, [ASA#0606], 2-97
 Kit, Brake, 2-3, 2-4
 Kit, Brush, Motor, Ele, 2-75, 3-27

CROSS REFERENCE

Kit, Cap, Drain, 2-45, 3-89
Kit, Cl, Alarm, Backup, 36Vdc, 3-13
Kit, Ci, Battery, 36vdc, 1000Ah, Wet, 3-143
Kit, Ci, Battery, 36vdc, 600ah, Sealed, 3-137
Kit, Ci, Battery, 36vdc, 750ah, Wet, 3-141
Kit, Ci, Battery, Rollout, 3-131
Kit, Ci, Bumper, Rear, 3-16, 3-17
Kit, Ci, Detgt Metering, 3-107
Kit, Ci, Drain, Soltn, Pos Cntrl, Soltn, 3-101
Kit, Ci, Drain, Soltn, Pos, Cntrl, Recvy, 3-97
Kit, Cl, Extinguisher, Fire, [7300/8300], 3-151
Kit, Ci, Fitr, [8300], 2-95
Kit, Ci, Fork Lift, Battery, 3-133
Kit, Ci, Indicator, Low Water Level, 3-105
Kit, Cl, Light, Revl W/ Ohg, 3-11
Kit, Cl, Light, Revl W/O OHG, 3-5
Kit, Ci, Ohg, [7300/8300], 3-19
Kit, Ci, Seat, Suspension, 3-25
Kit, Ci, Seatbelt, 3-23
Kit, Cl, Squeegee, Rear (Max Pro 1000), 2-69
Kit, Cl, Squeegee, Rear (Max Prot 1000), 3-123
Kit, Cl, Squeegee, Rear [Max Pro 1200], 3-119
Kit, Ci, Vacuum Wand, [7300/8300], 3-117
Kit, Cover, Recvy, W/Gasket, 2-43
Kit, Drain Hose, Solution Side, 3-89
Kit, Fitting, Garden Hose, 3-85
Kit, Maint, 800hr
[8300-Mp1200-Disk-Vac], 2-4
Kit, Maint, 800hr, [8300-Mp1000-Cyl], 2-4
Kit, Maint, 800hr, [8300-Mp1000-Disk], 2-3
Kit, Maint, 800hr, [8300-Mp1200-Cyl], 2-4
Kit, Maint, 800hr, [8300-Mp1200-Disk], 2-3
Kit, Modif, Ftg Location, [Discvac], 2-4
Kit, Panel, Lh, 2-95
Kit, Panel, Rh, 2-95
Kit, Replmt, Press Switch/3/4" Tube, 2-31, 3-105
Kit, Seal, 4-16
Kit, Seal, Hyd, Valve, 4-18
Kit, Seal, Hyd, Valve, Strg, 4-20
Kit, Seal, Motor, 4-17
Kit, Spring, Valve, Strg, 4-20
Kit, Switch, Micro, 3-13
Kit, Valve, Check, 2-31
Kit, Wand, Power [5400], 3-111
Knob, 2-19, 2-65, 2-81
Knob, 0.50-20, 1.38d, Plstc, 2-41
Knob, 4-Prong W/.31-18, Insert, 3-119, 3-121, 3-123, 3-125
Knob, 4-Prong W/.31-18, Insert, 2-69, 2-71
Knob, Adj, 2-65
Knob, Plastic, 2-77, 2-81, 3-29
Knob, Tapered, 2-91

L

Label [User, Attention, Ec-H2o], 3-93
Label Set, Info & Hzd, 2-148
Label Set, Info/Hzrd, [Max Pro], 3-47, 3-65
Label Set, Info/Hzrd, [Maxpro], 2-51, 3-31
Label Set, Operational, 7300/8300, 2-148
Label Set, Opertnl [7300 ec-H2O], 3-93
Label, Attention Fast Users, 2-31
Label, Brush, Side, Adj, 2-77, 3-29
Label, Direction [Ec-H2o], 4-23
Label, Fast, 2-118
Label, Front [Ec-H2o, T15], 3-93
Label, Logo, 05.75L 2 Color [Es], 2-148
Label, Logo, 07.95L 2Color [FaST], 2-148
Label, Logo, 14.9L 4Color [ec-H2O], 2-148
Label, Module [Nsf, Ec-H2o], 4-23
Label, Opertnl, Telem [Fcc/lc], 3-129
Label, Sqge, 2-148
Label, Switch [7300/8300 FaST], 2-119
Label, Switch, Fast, 2-118
Label, Tank [ec-H2o], 3-93
Label, Tank, 8.99L 2Color [8300], 2-148
Lamp, 2-11
Lamp, 40vdc, 0.9a, [50cp#1062], 3-5, 3-7, 3-9, 3-11
Lamp, 36vdc, 32cp .72a, [#sp7], 2-85
Lamp, Bulb, Strobe, 3-7, 3-11
Lampholder, 2-11
Latch, 2-15, 2-95, 3-49, 3-57, 3-59, 3-69, 3-77, 3-79
Latch, Double Scrub, Side Sqge, 2-61, 2-63, 3-41, 3-45
Latch, Handle, 3-131
Latch, Trigger, 2-13, 2-73
Leg, 2-89
Leg, Iron Gray, 2-89
Lens, Amb, F/ Revl / Flasher, 3-7, 3-11
Lens, Amber, Light, Revl, 3-5, 3-7, 3-9, 3-11
Lens, Blu, F/ Revl / Flasher, 3-7, 3-11
Lens, Red, F/ Revl / Flasher, 3-7, 3-11
Lens, Rev. Light, Blue, 3-5, 3-7, 3-9, 3-11
Lens, Rev. Light, Red, 3-5, 3-7, 3-9, 3-11
Lever Assy, Flap, 2-91
Lever Wldt, 2-27
Lever Wldt, Flap, 2-91
Lever Wldt, Iron Gray, 2-27
Lever, Valve, Water, Iron Gray, 2-41
Light Kit, Revl, W/ Ohg, Ci [7300/8300], 3-9
Light Kit, Revl, W/O Ohg, Iron Gray, Ci, 3-7
Light, Led, .312d, 2 Volt [Tri-Color], 3-93
Light, Revl, 36vdc, Amb, Rework 44684, 3-5, 3-7, 3-9, 3-11
Light, Spot, 36vdc, 60w Rework 72173, 3-13, 3-15
Light, Strobe, Amb, 12-48vdc, 3-7, 3-11
Link Assy, Rod-End, .63-18, 2-53, 3-33, 3-47, 3-66
Link Wldt, Head, Drag (Replaced by 9005751), 3-33, 3-47, 3-65
Link, .38 1.0w 07.5l 2/1.5h, 2-53

Link, Chain, Roller, #40, 2-19, 2-93
Link, Lift, Squeegee (Replaced by 9005752), 2-53
Lock, Secondary, 2cav, Mp280 Sealed, 4-24

M

Manifold, Plastic, 3-35
Manifold, Soltn, Cntrl, 2-55, 2-57, 3-35, 3-37
Manual Pkg, (8300 Ele Na), 3-152
Manual, Fiche, (8300 Ele), 3-152
Manual, Oprtr, (8300 Ele Es Na), 3-152
Manual, Oprtr, (8300 Ele Fr Na), 3-152
Manual, Service, (8300 Ele Na), 3-152
Media, Cd-Rom, Training [ec-H2O TENNANT], 3-152
Module, 2-107
Module Kit, Replmt [Ec-H2o], 4-23
Module Kit, Replmt [ec-H2O] (See Breakdowns), 3-91
Molding, Trim, .19-.31 12.00, 2-19
Motor, 4-14
Motor Assy, 4-9
Motor Assy, EE Vac Fan, 4-6, 4-7
Motor Kit, Ele 36vdc 300rpm 1.0hp, 2-51, 3-31
Motor Kit, Ele 36vdc 300rpm 1.5hp, 2-51
Motor Kit, Vacuum, Replmt, 2-47
Motor, Ele, 36vdc 0.9hp 1800rpm (See Breakdown), 2-79
Motor, Ele, 36 Vdc 1500 Rpm 1.5 Hp, 4-10
Motor, Ele, 36Vdc (See Breakdown) (Repl by 1053284), 2-97
Motor, Ele, 36Vdc (See Breakdown) (Repl by 374201), 2-97
Motor, Ele, 36Vdc 0.08Hp 0068Rpm 04.5A, 3-27
Motor, Ele, 36Vdc 0068Rpm 0.08Hp Gear, 2-75
Motor, Ele, 36vdc 1.00hp 0300rpm, Gear (Standard) (See Breakdown) (Replaced by 9010162), 2-51
Motor, Ele, 36vdc 1.50hp 0300rpm, Gear (Heavy Duty) (See Breakdown) (Replaced by 9010161), 2-51
Motor, Ele, 36vdc 1.50hp 1500rpm 43.0a, 3-49, 3-69
Motor, Ele, 36vdc 1500rpm 1.5hp (See Breakdown) (Repl By 377398), 3-49
Motor, Ele, 36vdc 1500rpm 1.5hp (See Breakdown) (Repl By 377398AM), 3-69
Motor, Ele, 36Vdc 2500Rpm 0.75 (See Breakdown), 2-97
Motor, ele, 36Vdc 2500Rpm, 0.75Hp, 4-8
Motor, Ele, Traction, 4-12
Motor, Ele, Vdc 3.0hp Traction, [201] (See Breakdown), 2-25

Motor, Elect, 4-16
 Motor, Gear, 1.0Hp 36V, 4-13
 Motor, Gear, 36vdc, 120w, 75rpm, 2-75
 Motor, Gear, Ele, 1.0hp, 36vdc, 300rpm
 (See Breakdown) (Replaced by
 9010162), 3-31
 Motor, Gear, Ele, 1.5Hp, 36Vdc, 300Rpm,
 4-11, 4-21
 Motor, Gear, Ele, 1.5hp, 36vdc, 300rpm
 (Replaced by 387585AM) (See
 Breakdowns), 2-51
 Motor, Hyd, 4-17
 Motor, Hyd (See Breakdowns), 2-19

N

Nozzle, Spray, 3-111
 Nozzle, Wand, Plstc, 14.0lg, 3-117
 Nozzle, Water, 3-87
 Nut, 4-3, 4-5, 4-18
 Nut, Hex, Cplg, M08X1.25, 2-109
 Nut, Hex, Flexlock, .31-24, 2-97
 Nut, Hex, Flexlock, .38-24, 2-97
 Nut, Hex, Flng, .38-16, 2-61, 3-41
 Nut, Hex, Flng, M06 X 1.0, 2-91, 2-107,
 2-109, 3-13, 3-15
 Nut, Hex, Flng, M08 X 1.25, 2-11, 2-75,
 2-85, 2-99, 3-5, 3-7, 3-9, 3-11, 3-27
 Nut, Hex, Flng, M10 X 1.5, 2-65, 3-97,
 3-99, 3-101, 3-103
 Nut, Hex, Flng, M5 X 0.8, 2-118
 Nut, Hex, Flng, M5 X 0.80, 3-91
 Nut, Hex, Flng, M8 X 1.25, 3-135, 3-139,
 3-141, 3-145
 Nut, Hex, Jam, .31-24, 2-111
 Nut, Hex, Jam, .62-18, Ss, 3-47, 3-65
 Nut, Hex, Jam, .62-18, Ss, Lh, 3-47, 3-65
 Nut, Hex, Jam, M10 X 1.5, Ss, 2-65, 2-93,
 3-119, 3-121
 Nut, Hex, Jam, M20 X 1.5, 2-19
 Nut, Hex, Lock, .25-20, Ni, 2-23
 Nut, Hex, Lock, .25-28, Ni, 2-23
 Nut, Hex, Lock, .31-18, Ni, 2-21, 3-25
 Nut, Hex, Lock, .31-18, Ni, Thin, 3-131
 Nut, Hex, Lock, .38-16, Ni, Thin, 2-79
 Nut, Hex, Lock, .44-20, Ni, Thin, 2-41
 Nut, Hex, Lock, .50-13, Ni, Ss, 2-65
 Nut, Hex, Lock, .62-18, Ni, Thin, 2-53,
 3-33, 3-47, 3-65, 3-66
 Nut, Hex, Lock, #06-32, Ni, 2-117
 Nut, Hex, Lock, M 4 X 0.7, Ni, 2-35
 Nut, Hex, Lock, M 4 X 0.7, Ni Ss, 3-131
 Nut, Hex, Lock, M 5 X 0.8, Ni, Ss, 3-131
 Nut, Hex, Lock, M 5 X 0.8, Ni, 2-109
 Nut, Hex, Lock, M 6 X 1.0, Ni, 2-75, 2-109,
 2-118
 Nut, Hex, Lock, M 8 X 1.25 Ni, 2-115
 Nut, Hex, Lock, M 8 X 1.25, Ni, Ss, 3-33,
 3-66
 Nut, Hex, Lock, M04 X 0.7, Ni, 2-15,
 2-107, 3-87, 3-115
 Nut, Hex, Lock, M04 X 0.7, Ni, Ss, 3-49,
 3-69, 3-107

Nut, Hex, Lock, M05 X 0.8, Ni, 2-17, 2-81,
 2-85, 2-95, 2-107, 3-49, 3-69
 Nut, Hex, Lock, M05 X 0.8, Ni, Ss, 2-45,
 2-49, 3-47, 3-65, 3-89
 Nut, Hex, Lock, M06 X 1.0, Ni, 2-13, 2-17,
 2-19, 2-23, 2-85, 2-97, 2-107, 3-13,
 3-15
 Nut, Hex, Lock, M06 X 1.0, Ni, Ss, 2-41,
 2-53, 2-55, 2-57, 2-59, 2-61, 2-63,
 2-67, 2-79, 2-81, 3-35, 3-37, 3-39,
 3-41, 3-45, 3-51, 3-53, 3-55, 3-63,
 3-71, 3-73, 3-75, 3-83, 3-85, 3-113,
 3-131
 Nut, Hex, Lock, M08 X 1.25, Ni, 2-11, 2-13,
 2-23, 2-25, 2-27, 2-41, 2-73, 2-75,
 2-79, 2-81, 2-83, 2-85, 2-89, 2-91,
 2-99, 2-105, 2-113, 3-27, 3-51, 3-53,
 3-71, 3-73
 Nut, Hex, Lock, M08 X 1.25, Ni, Ss, 2-27,
 2-31, 2-49, 2-51, 2-61, 2-63, 2-67,
 2-69, 2-71, 2-89, 3-31, 3-39, 3-41,
 3-43, 3-45, 3-47, 3-65, 3-75, 3-87,
 3-107, 3-113, 3-119, 3-121, 3-123,
 3-125, 3-131, 3-133, 3-137
 Nut, Hex, Lock, M10 X 1.5, Ni, 2-23, 3-19,
 3-21, 3-23
 Nut, Hex, Lock, M10 X 1.5, Ni, Ss, 2-51,
 2-65, 2-67, 2-89, 3-16, 3-17, 3-31,
 3-33, 3-49, 3-65, 3-69
 Nut, Hex, Lock, M12 X 1.75, Ni, 2-75
 Nut, Hex, Lock, M12 X 1.75, Ni, 2-19, 2-29,
 2-93, 3-27
 Nut, Hex, Lock, M12 X 1.75, Ni, Ss, 2-69,
 2-71, 2-81, 3-57, 3-59, 3-77, 3-79,
 3-119, 3-121, 3-123, 3-125
 Nut, Hex, Lock, M4 X 0.70, Ni, 2-111
 Nut, Hex, Lock, M4 X 0.70, Ni, Ss, 4-23
 Nut, Hex, Lock, M5 X 0.80, Ni, 2-39, 3-7,
 3-11, 3-129
 Nut, Hex, Lock, M5 X 0.80, Ni, Ss, 3-7,
 3-11
 Nut, Hex, Lock, M6 X 1.00, Ni, 2-111,
 3-129
 Nut, Hex, Lock, M6X1.0, Ss, Ni, 3-61, 3-81
 Nut, Hex, Lock, M8 X 1.25, Ni, 2-35, 3-91
 Nut, Hex, Lock, M8 X 1.25, Ni, Ss, 3-143
 Nut, Hex, Sltd, .75-16, 2-79
 Nut, Hex, Sltd, 1.00-20, 2-29
 Nut, Hex, Std, .25-20, 2-107, 2-109
 Nut, Hex, Std, .25-20, Ss, 2-13
 Nut, Hex, Std, .25-28, 2-23, 2-83
 Nut, Hex, Std, .31-24, 2-107, 2-109, 2-113,
 2-115
 Nut, Hex, Std, .38-16, 3-29
 Nut, Hex, Std, .38-16, Ss, 3-57, 3-77
 Nut, Hex, Std, .50-20, 2-25
 Nut, Hex, Std, #10-32, 2, 2-11, 2-107,
 2-109, 2-113, 2-115
 Nut, Hex, Std, 10-32,, 2-111
 Nut, Hex, Std, M06 X 1.0, 2-83, 2-85,
 2-113
 Nut, Hex, Std, M08 X 1.25, 2-113, 2-115

Nut, Hex, Std, M08 X 1.25, Ss, 2-61, 2-63,
 2-75, 2-89, 3-41, 3-45, 3-57, 3-59,
 3-77, 3-79
 Nut, Hex, Std, M10 X 1.25, 2-77
 Nut, Hex, Std, M10 X 1.5, 2-23, 2-81
 Nut, Hex, Std, M10 X 1.5 , Ss, 2-81
 Nut, Hex, Std, M12 X 2.0, 3-33
 Nut, Long, 4-19
 Nut, Retainer, .31-18, 2-59, 3-39, 3-55,
 3-75
 Nut, Short, 4-19
 Nut, Thumb, M6 X 30mm Dia, 3-111
 Nut, Wheel, M14-1.5, 2-25

O

Ohg Kit, Iron Gray, Ci [7300/8300], 3-21
 Oil, Hyd [El, Iso 100, 01gal], 2-5
 Oil, Hyd [El, Iso 100, 05gal], 2-5

P

Pad, 2-27
 Pad, Buff, 16.0d, Red, 2-9
 Pad, Buff, 20.0d, Red, 2-7
 Pad, Polish, 16.0d, White, 2-9
 Pad, Polish, 20.0d, White, 2-7
 Pad, Scrub, 16.0d, Blue, 2-9
 Pad, Scrub, 20.0d, Blue, 2-7
 Pad, Strip, 16.0d, Brown, 2-9
 Pad, Strip, 20.0d, Brown, 2-7
 Pad, Stripping, 16.0d[Hi Prod,Black, 2-9
 Pad, Stripping, 20.0D[Hi Prod,Black, 2-7
 Pad, Surf Prep, 16.0d [Mar, 1pick=1pad],
 2-9
 Pad, Surf Prep, 20.0D [Mar, 1Pick=1Pad],
 2-7
 Pad, Thermal, Heat Sink, 2-111
 Paint, Airdry, Blk, 12oz, 2-5
 Paint, Airdry, Gray, 12oz [Enamel], 2-5
 Paint, Airdry, Iron Gray, 12oz[Pwdr Coat],
 2-5
 Paint, Airdry, Off-White, 12oz, 2-5
 Paint, Airdry, Teal, 12oz, Solid, 2-5
 Panel Assy Kit, Touch [8300], 2-17
 Panel Assy, Touch [8300], 2-17
 Panel Kit, Lh, Teal, 2-95
 Panel Kit, Rh, Teal, 2-95
 Panel Wldt, Front W/ Label, 2-15
 Panel Wldt, Perma-Filter, 2-95
 Panel Wldt, Perma-Filter, Iron Gray, 2-95
 Panel, Access, 2-95
 Panel, Access, Iron Gray, 2-95
 Panel, Instmt, 2-17
 Panel, Motor, Cover W/ Label, 2-25
 Parts Kit, Brush, CylrcI[Max Pro], 3-49,
 3-69
 Parts Kit, Ci [Inj Rebid, 7300/8300 LI],
 4-25
 Pedal Assy, Foot (Replaced by 1042524),
 2-23
 Pedal Assy, Propel, 36vdc, 2-23

CROSS REFERENCE

- Pedal Wldt, Accelerator, 2-23
Pedal, Brake, 2-27
Pedal, Brake, Parking, Iron Gray, 2-27
Pin, 2-19, 2-69, 2-71, 2-91, 3-119, 3-121, 3-123, 3-125, 4-20
Pin Wldt, Front, 2-69, 2-71, 3-119, 3-121, 3-123, 3-125
Pin Wldt, Hinge, 2-13
Pin Wldt, Hinge, Iron Gray, 2-13
Pin, Arm, Safety, 2-91
Pin, Clevis, 2-91
Pin, Clevis, .625 Dia X 5.25l, 3-49, 3-69
Pin, Clevis, 0.19 D X 0.63l, 2-67
Pin, Clevis, 0.25 D X 0.75l, 2-83
Pin, Clevis, 0.25 D X 1.00l, 2-83
Pin, Clevis, 0.25 D X 2.44l, 2-67
Pin, Clevis, 0.25d X 2.00l, 2-69, 2-71, 3-119, 3-121, 3-123, 3-125
Pin, Clevis, 0.31 D X 0.75l, 2-29
Pin, Clevis, 0.31 D X 0.88l, 3-43
Pin, Clevis, 0.31 D X 1.00l, 2-27
Pin, Clevis, 0.31d 0.88l, 2-61, 2-63, 3-41, 3-45, 3-57, 3-59, 3-77, 3-79
Pin, Clevis, 0.37 D X 0.62l, 2-75, 3-27
Pin, Clevis, 0.37 D X 0.75l, 3-57, 3-59, 3-77, 3-79
Pin, Clevis, 0.37 D X 1.00l, 2-29, 2-61, 2-63, 3-41, 3-45
Pin, Clevis, 0.37 D X 1.31l, 2-53, 3-33, 3-47, 3-65
Pin, Clevis, 0.37 D X 1.50l, 2-61
Pin, Clevis, 0.37 D X 1.75l, 2-93
Pin, Clevis, 0.37 D X 2.00l, 2-59, 3-39, 3-55, 3-75
Pin, Clevis, 0.37 D X 3.25l, 2-75, 3-27
Pin, Clevis, 0.37 D X 4.00l, 2-77
Pin, Clevis, 0.37d X 1.50l, 3-41
Pin, Clevis, 0.37D X 4.00L, 3-29
Pin, Clevis, 0.38 D X 2.50l, 2-53, 3-33, 3-47, 3-65
Pin, Clevis, 0.50 D X 1.75l, 2-49
Pin, Clevis, 0.50 D X 2.00l, 2-67
Pin, Clevis, 0.50 D X 2.50l, 2-49, 2-53, 2-67, 3-33, 3-39, 3-47, 3-65
Pin, Clevis, 0.50 D X 2.62l, 2-83
Pin, Clevis, 0.50 D X 3.50l, 2-23
Pin, Clevis, 0.50 D X 4.00l, 2-77, 3-29
Pin, Clevis, 0.50 D X 5.50l, 2-49
Pin, Clevis, 0.50D X 2.00L, 2-59, 3-55
Pin, Clevis, 0.50D X 4.00L, 3-29
Pin, Clevis, 0.75 D X 6.50l, 2-85
Pin, Cotter, .062 X 0.75, 2-15, 2-67, 2-69, 2-71, 3-119, 3-121, 3-123, 3-125
Pin, Cotter, .094 X 0.75, 2-27, 2-29, 2-53, 2-59, 2-67, 2-75, 3-27, 3-29, 3-33, 3-39, 3-47, 3-55, 3-65, 3-75
Pin, Cotter, .094 X 1.00, 2-93
Pin, Cotter, .125 X 0.75, 2-53, 3-33, 3-47, 3-65
Pin, Cotter, .125 X 1.00, 2-23, 2-49, 2-53, 2-59, 2-77, 3-33, 3-39, 3-47, 3-55, 3-65
Pin, Cotter, .125 X 1.25, 2-83
Pin, Cotter, .156 X 1.25, 2-85
Pin, Hair Cotter, 0.31 D .058 Wir, 3-57, 3-59, 3-77, 3-79
Pin, Hair Cotter, 0.38 D .072 Wir, 2-61, 2-63, 3-41, 3-43, 3-45
Pin, Hair Cotter, 0.62 D .120 Wir, 3-49, 3-69
Pin, Hair Cotter, 0.69 D .092 Wir, 2-75, 3-27
Pin, Hinge, Cover, 2-31
Pin, Prong, 2-117
Pin, Roll, .180 D X 1.25L, .187/.192, 2-89
Pin, Roll, .250 D X 0.75l, .250/.256, 2-61, 2-63, 3-41, 3-45, 3-57, 3-59, 3-77, 3-79
Pin, Roll, .250 D X 1.50l, .250/.256, 2-29
Pin, Roll, .250 D X 2.00l, .250/.256, 2-75, 3-27
Pin, Roll, .310 D X 0.75l, .312/.318, 2-25
Pin, Valve, Strg, 4-20
Piston, 4-14
Pivot, 2-79, 2-93
Pivot Wldt, Guard, 2-69, 3-119, 3-123
Pivot Wldt, Sqge Caster, 2-65
Plate, 2-15
Plate Assy, Orifice, 0.010id, Purple, 4-25
Plate Wldt, 2-97
Plate Wldt, Floor, 2-11
Plate Wldt, Iron Gray, 2-97
Plate Wldt, Pivot, Guard, Iron Gray, 2-71, 3-121, 3-125
Plate Wldt, Stop, Iron Gray, 3-47, 3-65
Plate, Adapter, Brush, 2-75, 3-27
Plate, Controlbox, 2-105
Plate, Controlbox, Iron Gray, 2-105
Plate, Cover, 2-11
Plate, Cover, Iron Gray, 2-11
Plate, Door, Brush, Iron Gray, 2-79, 2-81
Plate, Floor, 2-11
Plate, Floor, Iron Gray, 2-11
Plate, Floor, Upper, 2-11
Plate, Floor, Upper, Iron Gray, 2-11
Plate, Headlight, 2-85
Plate, Headlight, Iron Gray, 2-85
Plate, Hinge, 2-15
Plate, Hinge, Iron Gray, 2-15
Plate, Iron Gray, 2-15, 2-75, 2-85, 3-27
Plate, Latch, Lower, 2-95
Plate, Latch, Lower, Iron Gray, 2-95
Plate, Latch, Upper, 2-95
Plate, Latch, Upper, Iron Gray, 2-95
Plate, Mtg, Contactor, 2-107, 2-109
Plate, Mtg, Contactor, Iron Gray, 2-109
Plate, Mtg, Door, 2-13
Plate, Mtg, Door, Iron Gray, 2-13
Plate, Mtg, Tank, Detgt, Iron Gray, 3-107
Plate, nodule, 3-129
Plate, Nut, Iron Gray, 2-81
Plate, Orifice, 0.067id, 2-33
Plate, Orifice, 0.086id, 2-33
Plate, Pin, Clevis, Upper, 2-91
Plate, Seat, Iron Gray, 2-21
Plate, Slide, 2-67, 3-119, 3-121
Plate, Spacer, Lift Arm, 2-91
Plate, Stop, 2-27
Plate, Wand, Clean-Out, Iron Gray, 3-87
Plate, Wear, 4-20
Plug, 2-25, 3-111
Plug, Cap, 2-31, 2-43
Plug, Drive, Brush, Mach, 2-79
Plug, Drive, Brush, Spl, Iron Gray, 2-79, 2-81, 3-49, 3-69
Plug, Hole, Rnd, 0.24H 0.5L, Brb, 2-17
Plug, Hole, Rnd, 0.44h .03-.12, Blk Nyl, 3-85
Plug, Hole, Rt, Rocker Switch, .87 X 1.7, 3-85
Plug, Idler, Brush, 2-81
Plug, O-Ring, 4-18
Plug, Orifice, 0.052, Ss [Fast li+], 4-25
Plug, Qm, .25npt, 3-111
Plug, Resistor, 2-146
Powerunit, Hyd, 36Vdc, 2-99, 4-16
Powerunit, Hyd, 36Vdc (See Breakdowns), 2-99
Pump assy, 4-16
Pump Assy, Power Wand (See Breakdown), 3-113
Pump kit, Power Wand, 4-14
Pump screw, 4-14
Pump, Air, Ele, 36vdc, 2-35
Pump, Detgt, 36vdc (See Breakdown), 3-107
Pump, Detgt, 560s, 2-35
Pump, Metering Solution, 4-15
Pump, Soltn, 36vdc, 65psi [Fast li+], 2-39
Pump, Soltn, Ele, 36vdc, 2-33, 4-24
Pump, Soltn, Ele, 36vdc (See Breakdowns), 3-91
Pump, Solution, Impeller, 36vdc, 3-85

R

- Race Thrust, 4-17
Rail, 2-21
Rail Wldt, Lift, Cyl Head, Iron Gray, 3-55, 3-75
Rail Wldt, Lift, Disk Head, Iron Gray, 2-59, 3-39
Relay, 36vdc, 5a, Spdt, [Greenwich], 3-13, 3-15
Relay, 36vdc, 05a, Spdt N/O [Greenwich], 2-118
Relay, 36Vdc, 005A, Spdt No [Greenwich], 2-119
Relay, 36vdc, 100a, Sp N/O [White], 2-109
Replacement Kit, Bellows, 4-15
Reservoir, 4-16
Resistor, 040.00 Ohm, 40watt, 2-109
Resistor, 040.00ohm, 40watt, 2-107
Resistor, 0.40ohm 0600watts, 2-111
Resistor, 011.00 Ohm, 0040Watt [5%], 3-91
Retainer, Blade, Front, 3-43
Retainer, Brg, Iron Gray, 2-81, 3-49, 3-69

Retainer, Rh, Iron Gray, 2-81
 Retainer, Ring, 2-91
 Retainer, Skirt, .12, 1.1w X 03.9l, Gray, 2-79
 Retainer, Skirt, .12, 1.7w X 07.3l, Gray, 2-79, 2-81
 Retainer, Spring, 2-23
 Retainer, Sqge, 2-61, 2-63, 3-41, 3-43, 3-45, 3-77
 Return Spring-Brakes, 2-29
 Ring, Brush, 4-10
 Ring, Mtg, Sqge, .50l, 2-69, 2-71, 3-119, 3-121, 3-123, 3-125
 Ring, Retainer, Valve, Strg, 4-20
 Ring, Retaining, 4-12
 Ring, Retaining, Ext, 2-69, 2-71, 3-119, 3-121, 3-123, 3-125
 Ring, Retaining, Ext, 0.50d, Hd, 2-93
 Ring, Retaining, Ext, 0.59d, Basic, 2-65
 Ring, Retaining, Ext, 0.75d, 2-91
 Ring, Retaining, Ext, 0.75d, Hd, 2-89, 3-49, 3-69
 Ring, Retaining, Ext, 0.75d, Ss, 2-45, 3-89
 Ring, Retaining, Ext, 0.88d, 2-91
 Ring, Retaining, Ext, 1.00od, 2-91
 Ring, Retaining, Ext, 1.75d, Hd, 2-91
 Ring, Retaining, Int, 1.85d, Basic, 3-49, 3-69
 Ring, Retaining, Int, 2.00d, 2-91
 Rivet, Plstc, .25 D X 0.75, 2-11
 Rivet, Plstc, .250 X 0.898, 2-51, 3-31, 3-115, 3-117
 Rivet, Plstc, .250d X 0.90, 2-51
 Rivet, Pop, 3-111
 Rod, 2-15
 Rod Wldt, 2-41
 Rod Wldt, Cover, 2-13
 Rod-End, .62-18rh Fem 0.50-18stud, 3-47, 3-65
 Rod-End, .625-18, Lh, 3-47, 3-65
 Rod-End, M10 X 1.5rh Fem M10 X 1.5stud, 2-65
 Rod, Link, 3-47, 3-65
 Rod, Rear Door, 2-15
 Rod, Thrd, 2 End M08x1.25 01.2, 2-81
 Rod, Thrd, 2 End M10x1.5 07.4, 2-65
 Rod, Thrd, 2 End, .25-28 04.4l, 2-23
 Rod, Thrd, Full, .25-20 01.5l, 2-107, 2-109
 Rod, Threaded, 2-29
 Roller, 2-53, 2-59, 3-33, 3-39, 3-47, 3-55, 3-65, 3-75

S

Screen Wldt, 3-63, 3-83
 Screen, 50 Mesh, Ss, 2-33
 Screen, Filter, 80 Mesh, 2-37
 Screen, Pump, 3-107
 Screw, 4-3, 4-14, 4-17
 Screw, 6-32, 4-9
 Screw, Adjuster, 4-16

Screw, Btn, M08 X 1.25 X 25, Ss, 2-73, 3-29
 Screw, Cap, 4-20
 Screw, Flat, #06-32 X 0.38, Al, 2-117
 Screw, Flat, M05 X 0.8 X 16, 10.9, 2-95
 Screw, Flat, M06 X 1.0 X 20, 10.9, 2-17
 Screw, Flat, M06 X 1.0 X 25, 10.9, 2-85
 Screw, Flat, M08 X 1.25 X 20, 10.9, 2-97
 Screw, Flt, Phl, 10-32 X 0.31, 4-23
 Screw, Hex, .25-20 X 0.38, 5, 2-107
 Screw, Hex, .25-20 X 0.75, Sems, 3-57, 3-59, 3-77, 3-79
 Screw, Hex, .31-18 X 1.00, Ss, NI, 2-51, 3-31
 Screw, Hex, .38-16 X 1.00, NI, 2-51, 3-31
 Screw, Hex, .50-13 X 0.75, 5, 3-13, 3-15
 Screw, Hex, .50-13 X 3.00, Ss, 2-65
 Screw, Hex, #06-20 X 0.50, Fmg, [Ab], 2-97
 Screw, Hex, #10-24 X 0.50, Ss, 2-41
 Screw, Hex, M 5 X 0.8 X 12, 8.8, 2-109
 Screw, Hex, M 6 X 1.0 X 16, 8.8, 2-109
 Screw, Hex, M 6 X 1.0 X 16, Fmg, 3-43, 3-63, 3-83
 Screw, Hex, M 6 X 1.0 X 20, NI, 2-109
 Screw, Hex, M 6 X 1.0 X 20, Ss, 2-75
 Screw, Hex, M 6 X 1.0 X 40, Ss, 2-115
 Screw, Hex, M 8 X 1.25 X 20, 8.8, 2-115
 Screw, Hex, M 8 X 1.25 X 20, Ss, 2-75
 Screw, Hex, M 8 X 1.25 X 50, Ss, 3-33, 3-65
 Screw, Hex, M04 X 0.7 X 12, 8.8, 3-87
 Screw, Hex, M04 X 0.7 X 20, 8.8, 3-115
 Screw, Hex, M04 X 0.7 X 20, Fmg, 2-107
 Screw, Hex, M05 X 0.8 X 12, 8.8, 2-79, 2-81, 2-107
 Screw, Hex, M05 X 0.8 X 12, Ss, 3-49, 3-69
 Screw, Hex, M05 X 0.8 X 16, 8.8, 2-85, 2-105
 Screw, Hex, M05 X 0.8 X 16, Ss, 2-49
 Screw, Hex, M05 X 0.8 X 25, Ss, 2-45, 3-89
 Screw, Hex, M06 X 1.0 X 12, 8.8, 2-95
 Screw, Hex, M06 X 1.0 X 12, Ss, 3-57, 3-59, 3-63, 3-77, 3-79, 3-83
 Screw, Hex, M06 X 1.0 X 16, 8.8, 2-19, 2-85, 2-91, 2-107, 2-117
 Screw, Hex, M06 X 1.0 X 16, Fmg, 2-11
 Screw, Hex, M06 X 1.0 X 16, Ss, 2-55, 2-57, 2-75, 2-79, 2-81, 3-27, 3-35, 3-37, 3-49, 3-51, 3-53, 3-69, 3-71, 3-73, 3-85
 Screw, Hex, M06 X 1.0 X 16, Ss, NI, 2-79, 2-91
 Screw, Hex, M06 X 1.0 X 20, 8.8, 2-13, 2-27, 2-79, 2-83, 2-91, 2-97, 3-13, 3-15
 Screw, Hex, M06 X 1.0 X 20, Fmg, 2-49
 Screw, Hex, M06 X 1.0 X 20, Ss, 2-53, 2-61, 2-63, 2-67, 3-39, 3-41, 3-45, 3-63, 3-83

Screw, Hex, M06 X 1.0 X 25, 8.8, 2-23, 2-85
 Screw, Hex, M06 X 1.0 X 25, Ss, 2-17, 2-41, 3-85, 3-113
 Screw, Hex, M06 X 1.0 X 35, 8.8, 2-19
 Screw, Hex, M06 X 1.0 X 35, Ss, 3-131
 Screw, Hex, M06 X 1.0 X 40, Ss, 2-59, 2-113, 3-39, 3-55, 3-75
 Screw, Hex, M06 X 1.0 X 50, 8.8, 3-13, 3-15
 Screw, Hex, M06 X 1.0 X 20, 8.8, 2-11
 Screw, Hex, M06 X 1.0 X 20, Fmg, 2-11
 Screw, Hex, M06 X 1.0 X 20, Ss, 3-55, 3-75
 Screw, Hex, M06 x 1.0 x 35, 8.8, 2-107
 Screw, Hex, M06 X 1.25 X 25, Ss, NI, 2-59
 Screw, Hex, M06-1.0 X 12, Fmg, 2-23
 Screw, Hex, M08 X 1.00 X 20, Ss, 2-59
 Screw, Hex, M08 X 1.25 X 12, 8.8, 2-79, 2-81
 Screw, Hex, M08 X 1.25 X 16, 8.8, 2-25, 2-41, 2-85
 Screw, Hex, M08 X 1.25 X 16, Ss, 2-21, 2-43, 2-47, 3-51, 3-53, 3-71, 3-73, 3-85
 Screw, Hex, M08 X 1.25 X 16, Ss, NI, 3-87
 Screw, Hex, M08 X 1.25 X 20, 8.8, 2-11, 2-13, 2-25, 2-77, 2-79, 2-81, 2-83, 2-93, 2-95, 2-97, 2-99, 2-105, 2-113
 Screw, Hex, M08 X 1.25 X 20, Ss, 2-11, 2-15, 2-43, 2-89, 3-33, 3-131, 3-133, 3-137, 3-139
 Screw, Hex, M08 X 1.25 X 20, Ss, NI, 2-31, 2-43, 2-55, 2-57, 2-79, 3-35, 3-37, 3-115
 Screw, Hex, M08 X 1.25 X 25, 8.8, 2-11, 2-75, 2-85, 2-97, 3-5, 3-7, 3-9, 3-11, 3-27
 Screw, Hex, M08 X 1.25 X 25, Ss, 2-15, 2-51, 2-65, 2-67, 3-31, 3-47, 3-65, 3-85, 3-113, 3-119, 3-121
 Screw, Hex, M08 X 1.25 X 25, Ss, NI, 2-61, 2-63, 3-41, 3-45
 Screw, Hex, M08 X 1.25 X 30, 8.8, 2-73, 2-81, 2-89, 3-29
 Screw, Hex, M08 X 1.25 X 30, Ss, 2-31, 3-87
 Screw, Hex, M08 X 1.25 X 35, 8.8, 2-27, 2-85
 Screw, Hex, M08 X 1.25 X 35, Ss, 2-61, 2-63, 3-41, 3-45, 3-107, 3-131
 Screw, Hex, M08 X 1.25 X 40, 8.8, 2-83, 2-107, 2-109
 Screw, Hex, M08 X 1.25 X 40, Ss, 2-27, 2-89
 Screw, Hex, M08 X 1.25 X 45, Ss, 2-59, 3-39, 3-55, 3-75
 Screw, Hex, M08 X 1.25 X 50, 8.8, 2-83, 2-91
 Screw, Hex, M08 X 1.25 X 60, Ss, 3-39, 3-75

CROSS REFERENCE

- Screw, Hex, M08 X 1.25 X 70, Ss, 2-69, 2-71, 3-119, 3-121, 3-123, 3-125
- Screw, Hex, M08 X 1.25 X 80, 8.8, 2-99
- Screw, Hex, M08 X 1.25 X 100, Ss, 2-69, 2-71, 3-123, 3-125
- Screw, Hex, M08 X 1.25 X 130 Ss, 3-119, 3-121
- Screw, Hex, M08 X 1.25 X 16, 8.8, 2-11
- Screw, Hex, M08 X 1.25 X 160, 8.8, 2-49
- Screw, Hex, M08 X 1.25 X 20, 8.8, 2-11, 3-29
- Screw, Hex, M08 X 1.25 X 20, Ss, 3-65
- Screw, Hex, M08 X 1.25 X 25, Ss, 3-33, 3-65
- Screw, Hex, M08x1.25 X12,Ss, 3-57, 3-59, 3-77, 3-79
- Screw, Hex, M08X1.25X90, 8.8, 2-81
- Screw, Hex, M10 X 1.5 X 16, 8.8, 2-19
- Screw, Hex, M10 X 1.5 X 20, 8.8, 3-19, 3-21, 3-23
- Screw, Hex, M10 X 1.5 X 20, Ss, 2-77, 3-29, 3-49, 3-69
- Screw, Hex, M10 X 1.5 X 25, 8.8, 2-85
- Screw, Hex, M10 X 1.5 X 25, Ss, 2-51, 2-89, 3-16, 3-17, 3-19, 3-21, 3-31, 3-33, 3-65
- Screw, Hex, M10 X 1.5 X 25, Ss, N, 2-75
- Screw, Hex, M10 X 1.5 X 25, Ss, NI, 3-27
- Screw, Hex, M10 X 1.5 X 30, Ss, 2-67, 3-49
- Screw, Hex, M10 X 1.5 X 35, 8.8, 2-23, 2-81, 3-97, 3-99, 3-101, 3-103
- Screw, Hex, M10 X 1.5 X 35, Ss, 2-31, 2-43
- Screw, Hex, M10 X 1.5 X 60, 8.8, 2-23
- Screw, Hex, M10 X 1.5 X 60, Ss, 2-65, 2-67
- Screw, Hex, M10 X 1.5 X 90, Ss, 2-81
- Screw, Hex, M10 X 1.5 X 30, Ss, 2-65
- Screw, Hex, M10 X 1.5 X 50, Ss, 2-89
- Screw, Hex, M10 X 1.5 X 80, 8.8, 2-89
- Screw, Hex, M10 X 1.50 X 70, 8.8, 2-89
- Screw, Hex, M12 X 1.75 X 40, 8.8, 3-33
- Screw, Hex, M12 X 1.75 X 25, 8.8, 2-11, 2-25
- Screw, Hex, M12 X 1.75 X 30, Ss, 2-69, 2-71, 3-119, 3-121, 3-123, 3-125
- Screw, Hex, M12 X 1.75 X 40, 8.8, 2-29
- Screw, Hex, M12 X 1.75 X 50, 8.8, 2-93
- Screw, Hex, M12 X 1.75 X 50, Ss, 3-57, 3-59, 3-77, 3-79
- Screw, Hex, M12 X 1.75 X 80, 8.8, 2-75, 2-93, 3-27
- Screw, Hex, M12 X 1.75 X 120, 8.8, 2-81
- Screw, Hex, M16 X 2.0 X 20, 8.8, 2-79, 2-81
- Screw, Hex, M4 X 0.7 X 12, 8.8, 2-35
- Screw, Hex, M4 X 0.70 X 50, Ss, 4-23
- Screw, Hex, M5 X 0.8 X 16, Ss, 3-131
- Screw, Hex, M5 X 0.8 X 16, 8.8, 2-118
- Screw, Hex, M5 X 0.8 X 20, 8.8, 2-33
- Screw, Hex, M5 X 0.80 X 12, 8.8, 2-39, 2-119, 3-91
- Screw, Hex, M5 X 0.80 X 16, 8.8, 3-7, 3-11
- Screw, Hex, M5 X 0.80 X 25, Ss, 3-7, 3-11
- Screw, Hex, M5 X 1.0 X 16, Blk, 3-129
- Screw, Hex, M6 X 1.0 X 16, 8.8, 2-33, 2-35
- Screw, Hex, M6 X 1.0 X 30, 8.8, 2-118
- Screw, Hex, M6 X 1.0 X 12, Fmg, 3-97, 3-99, 3-101, 3-103
- Screw, Hex, M6 X 1.00 X 12, Ss, 3-97, 3-99, 3-101, 3-103
- Screw, Hex, M6 X 1.00 X 16, 8.8, 2-39, 2-111
- Screw, Hex, M6 X 1.00 X 16, NI, Ss, 2-75
- Screw, Hex, M6 X 1.00 X 20, 8.8, 2-47, 3-129
- Screw, Hex, M6 X 1.00 X 20, 9.8, Sems, 3-91
- Screw, Hex, M6 X 1.00 X 25, Fmg, 2-23
- Screw, Hex, M6 X 1.00 X 30, 8.8, 2-111
- Screw, Hex, M6 X 1.00 X 35, 8.8, 2-109
- Screw, Hex, M6X1.0X16, Ss, NI, 2-19
- Screw, Hex, M6X1.0X20, Ss, 3-61, 3-81
- Screw, Hex, M8 X 1.25 X 16, Ss, NI, 3-53, 3-73
- Screw, Hex, M8 X 1.25 X 20, 8.8, 2-35
- Screw, Hex, M8 X 1.25 X 25, Ss, 2-35
- Screw, Hex, M8 X 1.25 X 16, 8.8, 2-39, 3-91
- Screw, Hex, M8 X 1.25 X 20, Ss, 3-135, 3-141, 3-143, 3-145
- Screw, Hex, M8 X 1.25 X 25, 9.8, Sems, 3-91
- Screw, Hex, M8 X 1.25 X 25, Ss, NI, 2-51, 3-31
- Screw, Hex, M8 X 1.25 X 30, 8.8, 3-91
- Screw, Hex, M8 X 1.25 X 50, Ss, FI, 2-97
- Screw, Hex, M8X1.25 X 35, 8.8, 2-86
- Screw, Mtg, 4-16
- Screw, Pan, .25-20 X 1.00, 2, 2-23
- Screw, Pan, .31-18 X 0.75, G1, 2-21
- Screw, Pan, #06-32X0.38, 1, 2-105
- Screw, Pan, #10-14 X 0.75, F/Plstc, 3-87
- Screw, Pan, #10-14 X 0.75, F/Plstc, 3-5, 3-7, 3-13, 3-15
- Screw, Pan, #10-14X0.75, F/Plstc, 3-117
- Screw, Pan, #12-16 x 0.50, F/Plstc, 3-151
- Screw, Pan, M 4 X 0.7 X 6, 4.8, 2-109
- Screw, Pan, M 5 X 0.8 X 6, 4.8, 2-109
- Screw, Pan, M04 X 0.7 X 10, Ss, 2-15, 2-95
- Screw, Pan, M04 X 0.7 X 20, Ss, 3-107
- Screw, Pan, M04 X 0.7 X 35, Ss, 2-7, 3-49, 3-69, 3-131
- Screw, Pan, M04 X 0.7 X 35, Ss, 2-9
- Screw, Pan, M05 X 0.8 X 6, 4.8, 2-23
- Screw, Pan, M05 X 0.8 X 25, Ss, 3-47, 3-65
- Screw, Pan, M06 X 1.0 X 10, Ss, 3-49, 3-69
- Screw, Pan, M06 X 1.0 X 35, Ss, 2-7
- Screw, Pan, M06 X 1.0 X 35, Ss, 2-9
- Screw, Pan, M06-1.0 X 12, NI, 2-85
- Screw, Pan, Phl, .31-18 X 1.00, G2, 2-21
- Screw, Pan, Phl, .31-18 X 1.50, G2, 2-21
- Screw, Pan, Phl, M4 X 0.70 X 10, Ss, 2-111
- Screw, Pan, Phl, M4 X 0.70 X 60, 4.8, 2-111
- Screw, Pan, Phl, M5 X 0.80 X 16, Tcut,Ss, 4-23
- Screw, Pan, Phl, M5 X 0.80 X 20, 4.8, 3-129
- Screw, Set, .31-18 X 0.50, Soc, 2-97
- Screw, Set, M06 X 1.0 X 8, NI, 2-78
- Screw, Set, Soc, .25-20 X 0.31, AI, 3-49, 3-69
- Screw, Soc, M08 X 1.25 X 25, 12.9, 2-23, 3-39, 3-55, 3-75
- Screw, Soc, M08 X 1.25 X 60, 12.9, 2-25
- Screw, Soc, M08 X 1.25 X 80, 12.9, 2-25
- Screw, Soc, M10 X 1.5 X 25, 12.9, 2-93
- Screw, Soc, M12 X 1.75 X 45, 2-19
- Seal, 2-5, 2-45, 3-89, 4-12
- Seal connector, 4-14
- Seal kit, 4-14
- Seal Kit, Cartridge, 4-19
- Seal, Bulb, [Sd-168], 12.50l, 2-25
- Seal, Bulb, [Sd-504], 15.52l, 2-25
- Seal, Bulb, [Sd-504], 15.60l, 2-13
- Seal, Bulb, [Sd-504], 2.40l, 2-13
- Seal, Bulb, [Sd-504], 21.70l, 2-13
- Seal, Bulb, [Sd-504], 25.00l, 2-13
- Seal, Bulb, [Sd-504], 27.90l, 2-25
- Seal, Bulb, [Sd-504], 4.20l, 2-13
- Seal, Bulb, [Sd-504], 5.30l, 2-13
- Seal, Bulb, [Sd-504], 5.70l, 2-13
- Seal, Bulb,[Sd-504], 13.80l, 2-13
- Seal, Cup, Lower, 4-16
- Seal, Cup, Upper, 4-16
- Seal, Fan, 4-5
- Seal, Horiz, 2-95
- Seal, Hppr, Horiz, 2-3, 2-85, 2-86
- Seal, Hppr, Vertical, 2-3, 2-85
- Seal, O-Ring, 2-25
- Seal, O-Ring,, 4-18
- Seal, O-Ring, .072 X .35id, 4-18
- Seal, O-Ring, .139 X 2.98id, 2-25
- Seal, Rbr, Clsd, 0.25th, 5.8d 03.3h, 2-3, 2-4, 2-5, 2-47
- Seal, Vac Fan, 2-5, 2-97
- Seal, Vacfan, [8010], 2-3
- Seal, Vertical, 2-95
- Seal, Wire, 14/16ga [Wp / Mp280 Sealed], 4-24
- Seat (Replaced by 9005082), 2-21
- Seat Kit, Basic, Replmt, 2-21
- Seat, Std [Milisco], 2-21
- Seat, Suspension, 3-25
- Seatbelt, 3-23
- Sensor, Level, Liquid [Magnetic], 2-43, 3-87
- Sensor, Level, Liquid, 14vdc 01a .62-11, 2-43
- Sensor, Pedal Position, 2-23
- Sensor, Position, Pedal, 2-23
- Shaft, 2-29, 2-78, 2-79, 2-93, 2-97

- Shaft, Drive, Brush, 3-49, 3-69
 Shaft, Output, 4-17
 Shaft, Thrd, 3-29
 Shaft, Threaded, 2-77, 2-81
 Sheave, 2-79
 Sheave, [3v], 1grv, 02.6pd 0.63b, 2-97
 Sheave, 01grv, 02.6pd 0.71b, Gray [Hc41], 2-79
 Sheave, 01grv, 03.8pd 0.68b, Gray [3v], 2-79
 Sheave, 01grv, 04.5pd, 0.75b, Gray [3v], 2-78
 Sheave, 01grv, 04.7pd 0.75b, Gray [3v], 2-97
 Sheave, Flat, 2.6d 0.62w, 0.38b, 2-79
 Sheave, Idler, 15mm Id, 2.44pd, 2-83
 Shell, 4-3, 4-5
 Shoe, Plstc, Sqge, 14inch, 3-117
 Shunt, 050Mv 400A, 3-129
 Shunt, 2 Hd Motor, Red [SCB 515] (For Heavy Duty Motor), 2-59
 Shunt, 2 Std Motor, Blk [SCB 515] (For Standard Motor), 2-59
 Shunt, 2Hd Mtrs, Scrub 515, Red, 3-55, 3-75
 Shunt, 3 Std Mtrs, Scrub 515, Yellow, 3-39
 Skirt, 2-73, 3-29
 Skirt Kit, Modif, Rear [Maxpro1000], 2-51
 Skirt, Front, Scrub Head, 2-Brush, Ele, 2-3, 2-4, 2-51
 Skirt, Front, Scrub Head, 3-Brush, Ele, 2-3, 3-31
 Skirt, Lh, 2-3, 2-79
 Skirt, Rbr, .12, 04.50w 40.73l, 10/ Hole, 2-51
 Skirt, Rear, Scrub Head, 2-Brush, Ele, 2-3, 2-4, 2-51
 Skirt, Rear, Scrub Head, 3-Brush, Ele, 2-3, 3-31
 Skirt, Recirculation, 2-3, 2-5, 2-89
 Skirt, Rh, 2-3, 2-81
 Skirt, Side, Scrbr Head, Ele, 2-3, 2-4
 Skirt, Side, Scrub Head, 2-Brush, Ele, 2-51
 Sleeve, 2-15, 2-27, 2-43, 2-59, 2-61, 2-63, 2-67, 2-69, 2-71, 2-75, 2-89, 3-27, 3-39, 3-41, 3-45, 3-55, 3-75, 3-119, 3-121, 3-123, 3-125
 Sleeve, .318B .589D .325Ss, 2-81
 Sleeve, .335b X .62d X .52l, Sst, 3-41, 3-45
 Sleeve, .38b X .75d X 1.5l, Bronze, 2-49
 Sleeve, 0.32b 0.50d 0.3l, 2cham, Ss, 2-39
 Sleeve, 0.62d 0.34b 1.19l Bnz, 3-119, 3-121
 Sleeve, Nyl, #15 14.0l, 2-113, 2-115
 Sleeve, P/M 0.625D 0.406B 0.38L 430Ss, 2-77
 Sleeve, P/M, 0.44b 0.75d 0.5l [430ss], 3-119, 3-121
 Sleeve, P/M, 0.625d 0.335b 0.52l Ss, 2-61, 2-63
 Sleeve, P/M, 0.625D 0.406B 0.38L 430Ss, 3-29
 Sleeve, P/M, 0.745d 0.438b 0.50l 430ss, 2-67
 Snap Ring, 4-6, 4-9
 Solenoid, Filter Shaker, 2-95
 Solenoid, Valve, Hyd, 36vdc, 4-19
 Spacer, 2-23, 2-89, 2-97, 4-3, 4-5, 4-17, 4-20
 Spacer, .41b .63d .13l, Ss 430pm, 2-65
 Spacer, Battery, Lh, 3-137, 3-143
 Spacer, Battery, Lh, Iron Gray, 3-135, 3-139, 3-141, 3-145
 Spacer, Battery, Rear, 3-143
 Spacer, Battery, Rear, Iron Gray, 3-135, 3-137, 3-139, 3-141, 3-145
 Spacer, Battery, Rh, 3-137, 3-143
 Spacer, Battery, Rh, Iron Gray, 3-135, 3-139, 3-141, 3-145
 Spacer, Flanged, 2-77, 3-29
 Spacer, Fltr, Horiz, 2-95
 Spacer, Fltr, Vertical, 2-95
 Spacer, Idler .25 Lg, 2-83
 Spacer, Iron Gray, 2-89
 Spacer, Latch, Filter, 2-43
 Spacer, Plate, 3-33, 3-47, 3-65
 Spacer, Rnd, .38B .88D .63L, 2-21
 Spacer, Short, 2-89
 Spacer, Washer, 2-53, 3-33, 3-47, 3-65
 Spring, 3-13, 3-15, 4-5, 4-10, 4-16
 Spring, Bearing, 4-10
 Spring, Brush, 4-11, 4-12, 4-21
 Spring, Cmpr, 0.36od .04wir 2.5l, 2-15
 Spring, Cmpr, 1.5 Od .75id X 2.5l, 2-49
 Spring, Cmpr, .87od .042wir 2.0l, 2-69, 2-71, 3-119, 3-121, 3-123, 3-125
 Spring, Compression, 3-111
 Spring, Cover, 2-31
 Spring, Die, 1.00od 0.50id 1.25l, 2-75, 3-27
 Spring, Die, 1.00od 0.50id 2.00l, 2-65
 Spring, Extn, 0.50Od X 0.04Wir, 3.0L, 2-83
 Spring, Extn, 0.75od X 0.09wir, 2.5l, 2-61, 2-63, 3-41, 3-45, 3-57, 3-59, 3-77, 3-79
 Spring, Extn, 1.00od X 0.11wir, 5.5l, 2-27
 Spring, Extn, 1.10od X 0.15wir, 3.2l, 2-75, 3-27
 Spring, Extn, 1.69od X 0.20wir, 9.5l, 2-67, 3-119, 3-121
 Spring, Extn, 0.43OD 0.05Wir 01.4L, 2-95
 Spring, load, 4-3
 Spring, Motor, Iron Gray, 3-49, 3-69
 Spring, Retaining, Brush, 4-9
 Spring, Tors, .81ld .09W 3.0 Coil, 2-89
 Spring, Tors, 0.75id .06wir 02.8coil, 2-27
 Spring, Torsion, 2-19
 Spring, Wir, 0.16d, Brush Retaining, 2-7, 2-9
 Sprocket Wldt, #40, 96tooth, 7.00 B, 2-25
 Sprocket Wldt, 40, 18tooth, Iron Gray, 2-91
 Sprocket Wldt, 40, 32tooth, 1.66b, Gray, 2-93
 Sprocket, #40 24-Tooth, 2-19
 Sprocket, Hopper, 2-91
 Sprocket, Idler, 2-93
 Sprocket, Timing, 23tooth, 0.625b, 3-49, 3-69
 Sprocket, Timing, 4.261pd, 68 Grv, Pl, 3-49
 Sprocket, Timing, 4.261Pd, 68Grv, Pl, 3-69
 Squeegee Assy Kit, Rear, Ci [Mp1000], 2-71, 3-125
 Squeegee Assy Kit, Rear, Ci [Mp1200], 3-121
 Squeegee, Side, 2-3, 2-4, 2-61, 2-63, 3-41, 3-45, 3-57, 3-59, 3-77, 3-79
 Squeegee, Side, Ure, [7300/830], 3-126, 3-127
 Stand-Off, 1.25, Metal, 2-117
 Stand-Off, 1.25, Plstc, 2-117
 Stationary Fan, 4-5
 Steer-Control, Hyd, 4-20
 Steer-Control, Hyd (Replaced by 387653), 2-19
 Steer-Control, Hyd (See Breakdowns), 2-19
 Stem, Valve, Hyd, 4-19
 Stop, 2-11
 Stop Wldt (Replaced by 398454), 3-131
 Stop Wldt, Iron Gray, 3-131
 Stop Wldt, Tip, Iron Gray, 2-11
 Strainer, Pump, Es, 3-87
 Strainer, Soltn, Switch Guard (Repl By 1019285), 3-87
 Strainer, Soltn, Switch Guard (Repl. By 387649), 2-43
 Strainer, Tank, Solution, 3-87
 Strap, 2-45, 3-89
 Strip, Flap, Iron Gray, 2-89
 Strip, Flap, Recirculation, Iron Gray, 2-89
 Strip, Iron Gray, 2-73, 3-29
 Strip, Nonslip, 2-69, 2-71, 3-119, 3-121, 3-123, 3-125
 Strip, Retainer, 3-111
 Strip, Stil, 0.05th X 00.75w, 07.80l, 2-23
 Stud, .31-18 2.75l M8 X 1.25, Ss, 2-69, 2-71, 3-119, 3-121, 3-123, 3-125
 Stud, Adj, 3-111
 Stud, Ball, .39d .31-16, Gasspring, 2-59, 3-39, 3-55, 3-75
 Support Wldt, 2-67
 Support Wldt, Iron Gray, 2-67
 Switch, 2-17
 Switch assy, 4-14
 Switch Assy, Press, 4 Inch, 2-43
 Switch Assy, Roller, No, 2-85
 Switch, Horn, 2-17
 Switch, Limit, No, 3-131
 Switch, No (Replaced by 398454), 3-131
 Switch, Press, 25 Psi, Pm02, 3-91
 Switch, Press, 3.0Inch 02Pf 08 Inch Tube, 3-87

CROSS REFERENCE

Switch, Press, Dual, 02Pf 14 Inch Tube, 3-87
Switch, Rocker, 2-17, 3-5, 3-7, 3-9, 3-11, 3-115
Switch, Rocker, 36vdc 05a Progressive, 2-118
Switch, Rocker, Prgrsv, 2-119, 3-93
Switch, Rocker, Spst, Mom, 4-23
Switch, Safety, Shutoff, 2-17
Switch, Seat, 2-21
Switch, Seat, No [Delta 6440-04], 2-21
Switch, Start, 2-17
Switch, Vacuum, Dual Level, 2-47

T

Tag, Operator, [8300], 2-148
Taillight, 12vdc, 3.6 X 1.9, Rework 87277, 2-11
Tank Kit, Recvy, W/ Label, Replmt [8300], 2-43
Tank Kit, Recvy, W/ Label, Teal, Replmt, 2-43
Tank Kit, Soltn, W/ Label, Replmt [8300], 2-31
Tank Kit, Soltn, W/ Label, Teal, Replmt, 2-31
Tank, Detergent, 3-107
Tape, Foam, 2-117
Terminal, 4-11, 4-13, 4-21
Terminal female, 4-14
Terminal, [Metripk630], Fem 10, 4-10
Terminal, Fem, Mp280, Sealed, 18-16ga, 4-24
Terminal, female, 4-3, 4-5, 4-6, 4-7, 4-8
Terminal, Qdc, [.25m, Tab ,], 2-95
Thermostat, 2-95
Tie, Cable, Nyl, 07.3L .19w 1.8 Max D, 2-21, 2-55, 2-57, 2-85, 2-95, 3-5, 3-7, 3-13, 3-35, 3-37, 3-87, 3-115, 3-129
Tie, Cable, Nyl, 07.3L .19W 1.8MaxD, 2-95
Tie, Cable, Nyl, 11.4L .19w 3.0 Max D, 2-51, 3-31
Tie, Cable, Nyl, 14.5L .30w 4.0 Max D, 2-55, 2-57, 3-11, 3-35, 3-37
Tie, Cable, Nyl, 28.5L .50w 8.0 Max D, 2-113, 2-115
Timer, 36vdc, 1a, 0.65s Delay, 2-111
Timer, 36vdc, 5a [25hz Pwm, 70%Duty], 2-109
Timer, 9-41vdc, Recycling, 2-118
Tire Assy, 16 X 5 X 12.12, 2-3
Tire Assy, Non-Skid, 16X5X12.12 (Option), 2-29
Tire Assy, Solid, 16.2X6.0 5.7Bc/5 Bolt, 2-25
Tire Assy, Solid, 16.2x6.0 5.7bc/5bolt, 2-3
Tire, Drive, Scrbr, Non-Skid, 16.0X6.0 (Option), 2-25
Tire, Drive, Scrbr, Pu, Grey, 16.0X6.0 (Polyurethane Option), 2-25
Tire, Idler, Scrbr, Blk, 16.0X5.0, 2-29

Tire, Idler, Scrbr, Pu, Grey, 16.0X5.0 (Polyurethane Option), 2-29
Tire, Solid, 16.2X6.0X11.2, 2-25
Tray Wldt, Battery, 500Ah, 750Ah, 3-146
Tray Wldt, Power Wand, 3-115
Tray Wldt, Power Wand, Iron Gray, 3-115
Tray, Debris, 40.0L, 3-63
Tray, Debris, 40L, W/Holes, 3-61
Tray, Debris, 48.0L, 3-83
Tray, Debris, 48L, W/Holes, 3-81
Tread, Floor, 12.5 X 5.75, 3-33, 3-65
Tread, Non Skid, 2.2w 11.5l, 2-23
Tread, Non-Skid, 2-23
Tread, Non-Skid, 02.2 11.5, 2-23
Tread, Non-Skid, 06.0w X 15.5l, 2-23
Tread, Step, 3-33
Tube Assy, 2 Inch, 2-43
Tube Assy, Spray Bar 40" [7300/8300], 3-53
Tube Wldt, 3-43, 3-63, 3-83
Tube Wldt, Brush, Iron Gray, 2-81
Tube Wldt, Guard, Oprtr, Lh, 3-21
Tube Wldt, Guard, Oprtr, Rh, 3-21
Tube Wldt, Upper, Iron Gray, 3-63, 3-83
Tube Wldt, Vacuum, Scrbr Head, Iron Gray, 3-63, 3-83
Tube, 0.34id 0.62od 00.2l, Stil, 3-91
Tube, 0.69id 1.25od 00.4l, Rod-End, Gray, 2-53, 3-33, 3-47, 3-65, 3-66
Tube, Guard, Oprtr, Pnt, Lh, 3-19
Tube, Guard, Oprtr, Pnt, Rh, 3-19
Tube, Pvc, Shc80, Clear, 4.0l, 2-37
Tube, Wand, Vacuum, Metal, 3-117

V

Vacuum Fan, 4-5
Valve Kit, Pump, 4-15
Valve Stem, 4-18
Valve, Ball, Drain, 1.50ID, Ss, Rwk, 3-97, 3-99, 3-101, 3-103
Valve, Check, 2 Gpm 0.5psi Bm04/Bm04, 2-35
Valve, Check, 2 Gpm 3" 06bm/08bm, 2-33
Valve, Check, 0002psi [Fast li+], 4-25
Valve, Check, 0005psi [Fast li+], 4-25
Valve, Check, 0005psi Bm06/Bm08, 2-39
Valve, Check, 0030psi Pm04/Pf04, 3-91
Valve, Cntrl, Hyd, Solenoid, 36vdc 06gpm, 4-19
Valve, Cntrl, Hyd, Solenoid, 36Vdc 06Gpm (See Breakdowns), 2-99
Valve, Flow Control, Hose Adapter, 3-87
Valve, Hyd, Solenoid, 4-18
Valve, Hyd, Solenoid (See Breakdowns) Replaced by 1049212, 2-99
Valve, Solenoid, 0.25" Orifice, 24vdc, 4-23
Valve, Solenoid, 36vdc, 3-85
Valve, Stem, 4-18
Valve, Vent, Air, Float Type, 3-91

Valve, Water, 2-41, 2-55, 2-57, 3-35, 3-37, 3-51, 3-53, 3-71, 3-73, 3-111
Valve, Water, 36vdc, 6.0mm, 04pf, 2-33
Valve, Water, Solenoid, 36vdc 6.0mm Pf04, 2-39
Video, Operator, Vhs, Ntsc [8300], 3-152
Video, Oprtr, Training, Dvd [8300], 3-152

W

Wand, 3-111
Wand, Clean-Out, 3-87
Washer, 2-21, 2-65, 4-3, 4-16
Washer, 0.25b 1.12d .12, Ss, 3-49, 3-69
Washer, .625 B, 2.50 Od, .211 T, Ss, 2-75, 3-27
Washer, 0.31b 0.88d .12, Rbr, 2-31, 3-87
Washer, 0.40B 1.12D .12, Stil, Pl, 2-47, 3-47, 3-65
Washer, 0.53b 1.75d .12, Stil, Pl, 2-93
Washer, 0.53b 1.88d .12, Stil, Pl, 2-69, 2-71, 3-119, 3-121, 3-123, 3-125
Washer, 0.60b 1.31d .10, Ss, 2-65
Washer, 0.81b 1.24d .03, Stil, Pl, 2-77, 3-29
Washer, Belleville, .31, 2-51, 3-31
Washer, Belleville, .38, 2-25
Washer, Finish, M06, Pl, 2-17
Washer, fl neo, 10.8x22x1.5, 4-3
Washer, Flat, 2-67
Washer, Flat, .25 Fender, 2-13, 2-81
Washer, Flat, .31 Fender, 2-73, 3-29
Washer, Flat, .38 Ss, 2-75, 3-27
Washer, Flat, .38 Std, 2-67
Washer, Flat, .50 Sae, 3-29
Washer, Flat, #06, 2-35
Washer, Flat, #10, 2-33
Washer, Flat, #10 Ss, 2-109, 3-131
Washer, Flat, 0.19b 0.50d .03, Stil, Blk, 3-129
Washer, Flat, 0.25 Sae, 2-109, 3-43, 3-63, 3-83
Washer, Flat, 0.25 Ss, 2-75, 2-115, 3-61, 3-81
Washer, Flat, 0.25 Std, 2-33, 2-35, 2-109, 2-115
Washer, Flat, 0.25, Sae, 2-47, 2-111
Washer, Flat, 0.25, Std, 3-91
Washer, Flat, 0.25b 0.56d .05, Pl, 10, 3-7, 3-11
Washer, Flat, 0.27b 0.69d .05, Ss, 3-119, 3-121
Washer, Flat, 0.31 Sae, 2-109, 3-131
Washer, Flat, 0.31 Ss, 3-33, 3-66, 3-131
Washer, Flat, 0.31 Std, 2-35, 2-86, 2-109
Washer, Flat, 0.31, Sae, 2-111
Washer, Flat, 0.31, Std, 2-39
Washer, Flat, 0.32b 1.00d .12, Ss, 2-51, 3-31
Washer, Flat, 0.34b 0.75d 0.12, Viton, 2-33
Washer, Flat, 0.34b 0.69d .06, Nyl, 3-93

Washer, Flat, 0.38 Std, 2-77, 3-29, 3-53, 3-73
 Washer, Flat, 0.38b 0.88d .08, Ss, 2-89, 3-135, 3-141, 3-143, 3-145
 Washer, Flat, 0.40b 1.12d .12, Stil, Pl, 2-49
 Washer, Flat, 08, Ss, 2-111, 4-23
 Washer, Flat, 1.00 Sae Hard, 2-29
 Washer, Flat, 1.00, Sae, 2-91
 Washer, Flat, 1.50 Std Hard, 2-113, 2-115
 Washer, Flat, 10, 2-119
 Washer, Flat, 10, Ss, 2-39, 2-111, 3-7, 3-11, 3-91
 Washer, Flat, M10, 10.5x21x2ss, 2-89
 Washer, Flat, M12, 13x24x2.5ss, 3-57, 3-59, 3-77, 3-79
 Washer, Flt, .25 Sae, 2-17, 2-79, 2-85, 2-91, 2-95, 2-107, 2-113, 2-117, 3-13, 3-15
 Washer, Flt, .25 Ss, 2-7, 2-9, 2-11, 2-15, 2-41, 2-49, 2-59, 2-61, 2-63, 2-67, 2-69, 2-71, 2-75, 2-113, 3-27, 3-39, 3-41, 3-45, 3-49, 3-51, 3-53, 3-55, 3-57, 3-59, 3-63, 3-69, 3-71, 3-73, 3-75, 3-77, 3-79, 3-83, 3-85, 3-97, 3-99, 3-101, 3-103, 3-113, 3-123, 3-125
 Washer, Flt, .25 Std, 2-23, 2-27, 2-55, 2-57, 2-79, 2-85, 2-95, 2-107, 2-113, 3-35, 3-37
 Washer, Flt, .31, 3-115
 Washer, Flt, .31 Sae, 2-27, 2-73, 2-79, 2-81, 2-107, 3-5, 3-7, 3-9, 3-11, 3-29
 Washer, Flt, .31 Ss, 2-15, 2-21, 2-27, 2-31, 2-43, 2-49, 2-51, 2-55, 2-57, 2-59, 2-61, 2-63, 2-67, 2-69, 2-71, 2-75, 3-27, 3-31, 3-33, 3-35, 3-37, 3-39, 3-41, 3-45, 3-51, 3-53, 3-55, 3-71, 3-73, 3-75, 3-85, 3-87, 3-107, 3-113, 3-119, 3-121, 3-123, 3-125, 3-131, 3-137, 3-139
 Washer, Flt, .31 Std, 2-11, 2-13, 2-25, 2-41, 2-73, 2-75, 2-77, 2-79, 2-81, 2-83, 2-85, 2-89, 2-93, 2-95, 2-97, 2-99, 2-105, 2-107, 3-25, 3-27, 3-29, 3-33
 Washer, Flt, .38 Sae, 2-23, 2-77, 2-79, 3-29
 Washer, Flt, .38 Ss, 2-31, 2-43, 2-51, 2-53, 2-59, 2-61, 2-63, 2-65, 2-67, 3-16, 3-17, 3-19, 3-21, 3-31, 3-33, 3-39, 3-41, 3-45, 3-47, 3-49, 3-55, 3-57, 3-59, 3-65, 3-69, 3-75, 3-77, 3-79
 Washer, Flt, .38 Std, 2-77, 2-79, 2-86, 2-97, 3-19, 3-21, 3-29, 3-97, 3-99, 3-101, 3-103
 Washer, Flt, .50 Sae, 2-19, 2-23, 2-29, 2-75, 2-79, 2-81, 2-83, 2-93, 3-13, 3-15, 3-27, 3-33
 Washer, Flt, .50 Ss, 2-49, 2-69, 2-71, 3-119, 3-121, 3-123, 3-125
 Washer, Flt, .50 Std, 2-11, 2-49, 2-77, 3-23, 3-39, 3-47, 3-65
 Washer, Flt, .75 Sae, 2-85
 Washer, Flt, #06, 3-115, 3-117
 Washer, Flt, #08, 2-95
 Washer, Flt, #08 Ss, 2-7, 2-9, 3-107
 Washer, Flt, #10, 2-17, 2-85, 2-107, 2-109, 2-113, 2-115, 3-5, 3-7, 3-13, 3-15
 Washer, Flt, #10 Ss, 2-23, 2-41, 2-45, 2-49, 2-105, 2-107, 3-89
 Washer, Flt, 0.38B 0.88D .08, Ss, 2-43
 Washer, Lock, Int, .25, 2-107, 2-109, 2-113
 Washer, Lock, Int, .31, 2-35, 2-107, 2-109, 2-113, 2-115
 Washer, Lock, Int, .38, 2-113, 2-115
 Washer, Lock, Int, #06, Ss, 2-117
 Washer, Lock, Int, #08, 2-95
 Washer, Lock, Int, #08, Ss, 2-109
 Washer, Lock, Int, #10, 2-11, 2-23, 2-107, 2-109, 3-13, 3-15
 Washer, Lock, Int, #10, Ss, 2-109, 2-113, 2-115
 Washer, Lock, Int, 0.31, 2-111
 Washer, Lock, Int, 0.38, 3-129
 Washer, Lock, Int, 08, 2-111
 Washer, Lock, Int, 10, 2-111
 Washer, Neo., 4-5
 Washer, Polye, 3-97, 3-99, 3-101, 3-103
 Washer, Rbr, .12 0.66b 1.00d, 3-85
 Washer, Rbr, .68idx1.00d, 3-87
 Washer, Thrust, 0.61b 1.25d .06, Fgl, 2-61, 2-63, 2-67, 3-41, 3-45, 3-57, 3-59, 3-77, 3-79
 Washer, Thrust, 0.75b 1.25d 0.06w, 3-119, 3-121
 Wavy Washer, 4-6
 Wheel, 3-111
 Wheel, 3.0D 0.88W 0.50B, 2-89
 Wheel, 3.0d 1.38w 0.50b, 2-3, 2-4, 2-65
 Wheel, 3.0D 1.38W 0.50B, 2-4
 Wheel, 4.0d 0.89w 0.64b, 3-119, 3-121
 Wheel, 4.0d 0.98w 0.78b, 2-85
 Wheel, Steering, 14.0D 0.81B 36Tooth, 2-19
 Wire Assy, 02ga 27.0l Blk .34h /.34h, 2-113, 2-115
 Wire Assy, 02ga, 10.0l, Blk, 2-115
 Wire Assy, Brush, 4-12
 Wire Assy, Jumper Reverse, [515], 3-49, 3-69
 Wire, 04ga 09.0l Blk .34ring /.28ring, 2-113
 Wire, 04ga 32.0l Blk .31ring /.31ring, 2-113
 Wire, 06ga 11.0l Blk .34ring /.28ring, 2-113
 Wire, 06Ga 09.0L Blk .34 Ring/.34 Ring, 2-115

